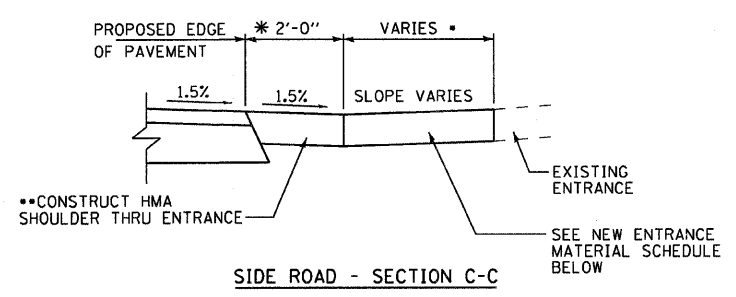
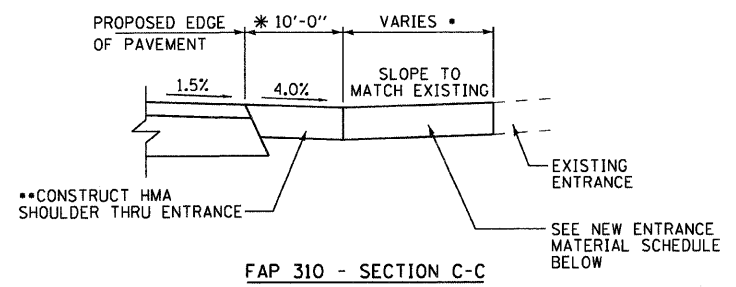
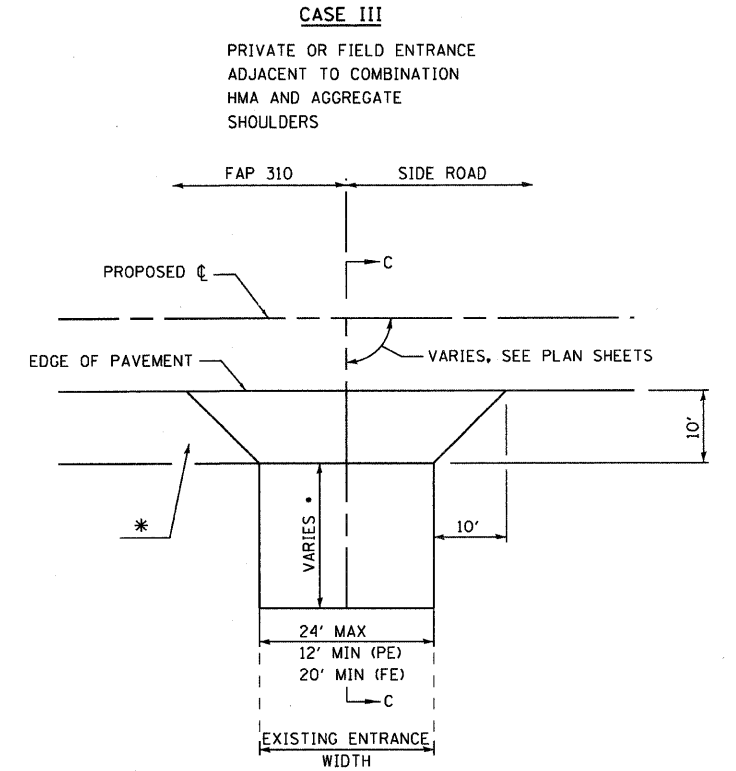
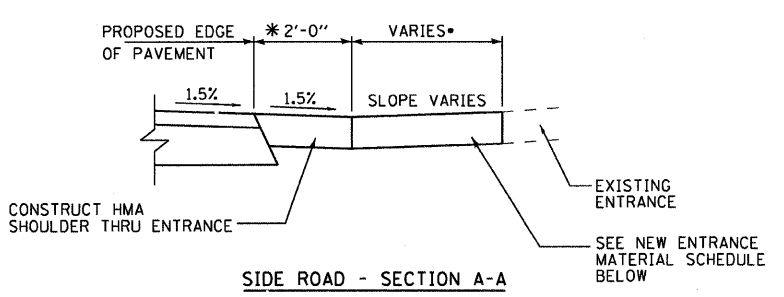
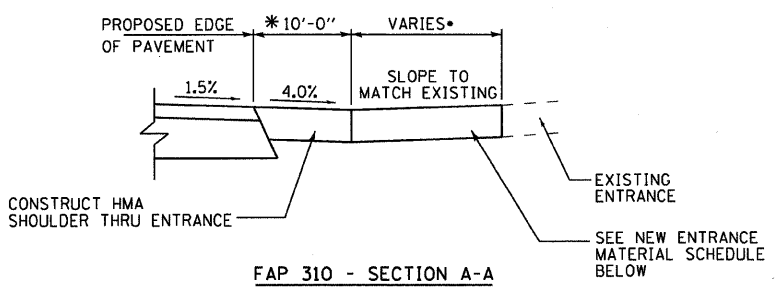
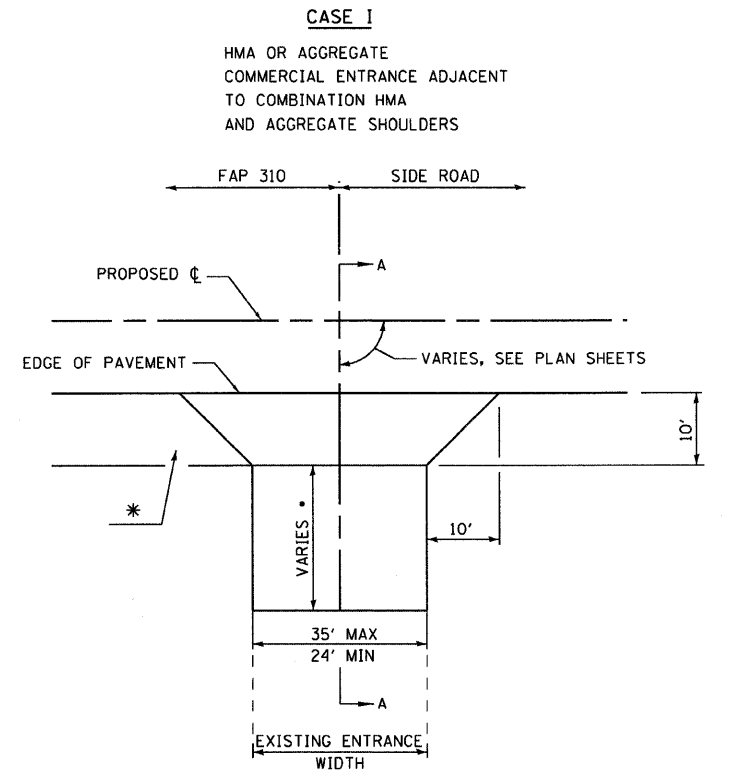



FAP ROUTE	SECTION	COUNTY	TOTAL SHEETS	SHEET NO.
310	60-16-1&1B,42-1&1B	MADISON AND JERSEY	481	138
STA	TO STA			

EXISTING CONDITIONS: _____
CONTRACT NO. 76318

PLAN	REVISIONS	DATE
NO.	BY	
NOTE BOOK	CHECKED	
NO.	ALIGNED	
	FILED	
	PAID	
	FILE NAME	




TYPE OF ENTRANCE	EXISTING MATERIAL	NEW ENTRANCE MATERIAL		
		INCIDENTAL HMA SURFACING (3")	AGGREGATE BASE COURSE TYPE B (8")	AGGREGATE SURFACE COURSE TYPE B (6")
FIELD	EARTH			X
	AGGREGATE			X
PRIVATE	CONCRETE	X	X	
	HOT-MIX ASPHALT			X
COMMERCIAL	CONCRETE			X
	HOT-MIX ASPHALT	X	X	
	AGGREGATE			X



TYPICAL ENTRANCE SECTION

- NOTES
- SEE ENTRANCE/SIDE ROAD SCHEDULE FOR LENGTHS
 - OMIT AT CONCRETE ENTRANCES
 - SEE PLANS FOR EXISTING SURFACE TYPE
 - OMIT RUMBLE STRIP ON SHOULDER THRU DRIVEWAYS
 - FOR ENTRANCE SCHEDULE, SEE SCHEDULE OF QUANTITIES

REVISIONS	
NAME	DATE



ILLINOIS DEPARTMENT OF TRANSPORTATION
ENTRANCE DETAILS
FAP ROUTE 310
SECTION 60-16-1&1B,42-1&1B
MADISON AND JERSEY COUNTY
DRAWN BY: EMR
CHECKED BY: GLF