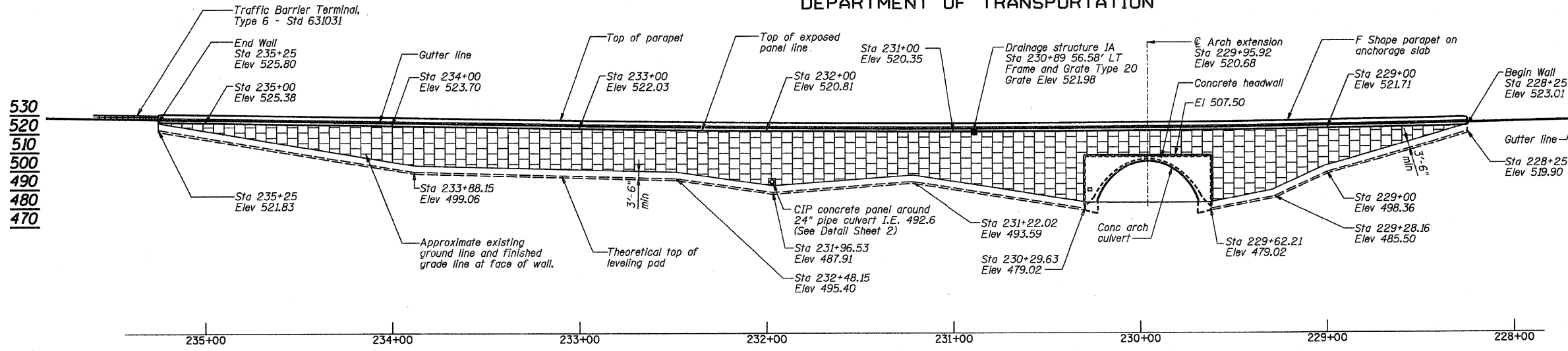


Bench Mark 105: Chiseled "□" top of concrete headwall  
55 ft right Sta 231+23 Elev 523.09

STATE OF ILLINOIS  
DEPARTMENT OF TRANSPORTATION



**MSE WALL ELEVATION**  
(Looking East)

**GENERAL NOTES**

Reinforcement bars shall conform to the requirements of ASTM A 706 Gr 60. See Special Provisions.  
Reinforcement bars designated (E) shall be epoxy coated.  
Slipforming of the parapets is not permitted.

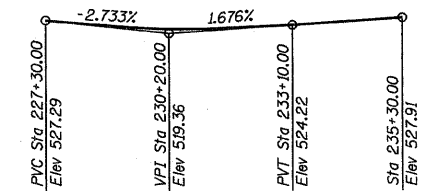
**DESIGN SPECIFICATIONS**

2002 AASHTO

**DESIGN STRESSES**

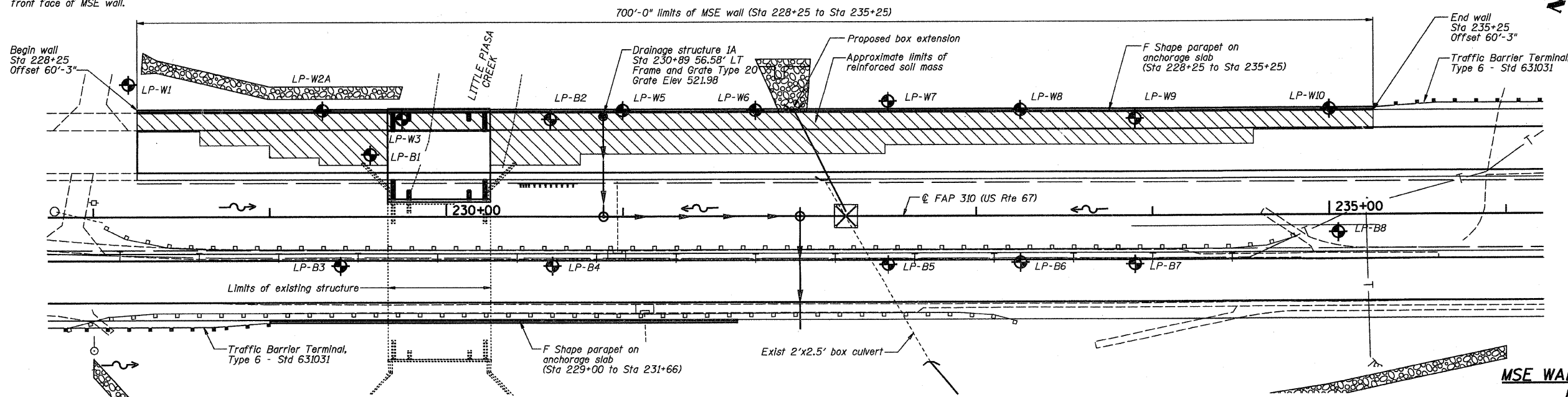
**FIELD UNITS**

$f'_c = 3,500$  psi  
 $f'_c = 4,500$  psi (Precast Face Panels)  
 $f_y = 60,000$  psi (Reinforcement)



**PROFILE GRADE**

Note:  
Wall offset dimensions are to front face of MSE wall.



**MSE PLAN VIEW**

**INDEX OF SHEETS**

- 1 MSE WALL GENERAL PLAN AND ELEVATION
- 2 MSE WALL DETAILS
- 3 ANCHORAGE SLAB DETAILS
- 4 CONCRETE PARAPET ELEVATIONS
- 5 ANCHORAGE SLAB DETAILS
- 6 DRAINAGE STRUCTURE DETAILS
- 7 SOIL BORING LOGS
- 8 SOIL BORING LOGS
- 9 SOIL BORING LOGS
- 10 SOIL BORING LOGS

**MSE WALL GENERAL PLAN ELEVATION  
FAP ROUTE 310 (US 67)  
OVER LITTLE PIASA CREEK  
SECTION 60-16-1-1B  
MADISON COUNTY  
STATION 229+95.92  
STRUCTURE NUMBER 060-W005**

APPROVED  
FOR STRUCTURAL ADEQUACY ONLY

Relax E. Anderson (TS)  
ENGINEER OF BRIDGES AND STRUCTURES



Date 3/3/10  
Exp 11/30/10

DESIGNED -	BWP
CHECKED -	CWC
DRAWN -	R KING
CHECKED -	CWC

**HOMER L. CHASTAIN & ASSOCIATES, LLP**  
CONSULTING ENGINEERS  
DECATUR (217) 422-8544  
CHICAGO (773) 714-0050  
ROCKFORD (815) 489-0050  
184-001397

SHEET NO. 1 OF 8 SHEETS	F.A.P. RTE. 310	SECTION 60-16-1-1B	COUNTY MADISON	TOTAL SHEETS 481	SHEET NO. 177
	FAP ROUTE 310 (US 67)		CONTRACT NO. 76318		
FED. ROAD DIST. NO. ILLINOIS FED. AID PROJECT					