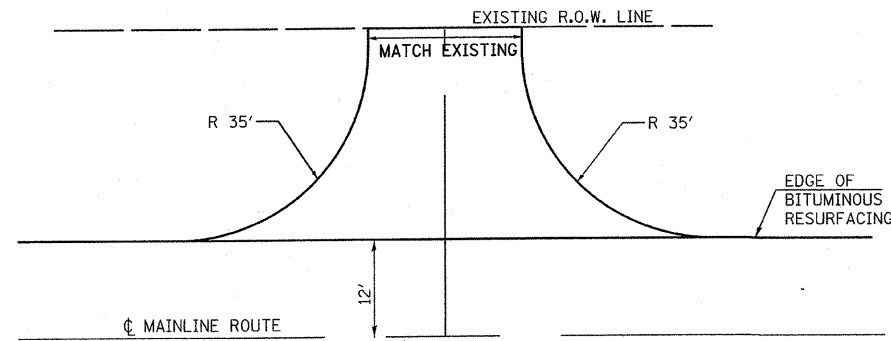
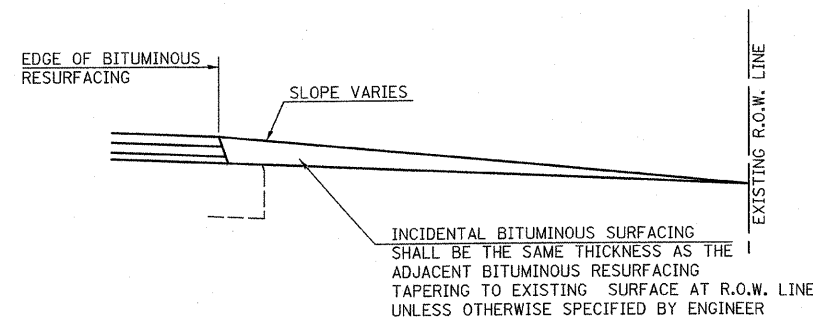


TYPICAL RURAL SIDE ROAD RETURN

4 @ 122.8 SQ YDS EACH



PLAN H

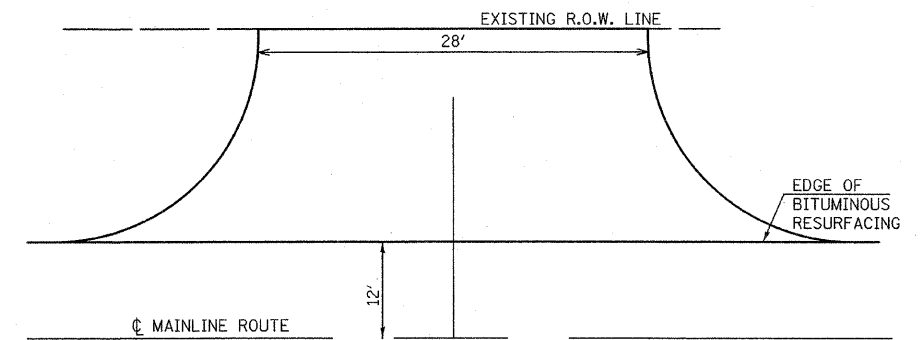


PROFILE H

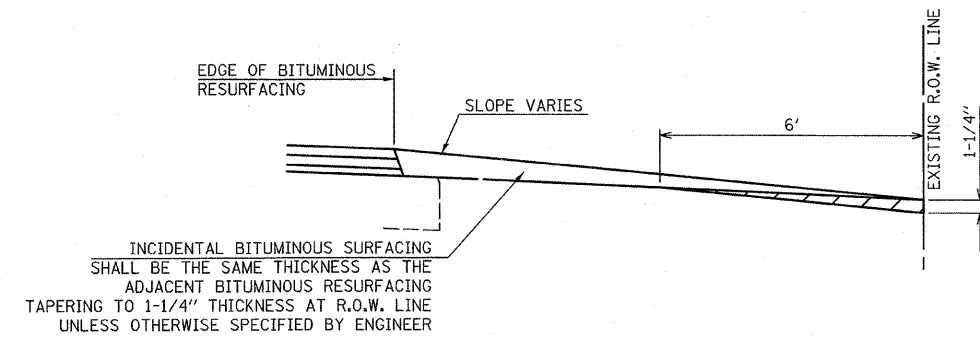
COMMERCIAL ENTRANCE DETAIL

ENTRANCE TO NICOR GAS

1 @ 139.4 SQ YDS



PLAN I



PROFILE I

NOTES:

1. ALL TEMPORARY & PERMANENT PAVEMENT STRIPING WILL BE DONE BY OTHERS.
2. ALL FIELD ENTRANCES SHALL BE CONSTRUCTED WITH THE EXTENDABLE SCREED WIDENER AND PAID FROM HOT-MIX ASPHALT BINDER AND SURFACE COURSES.
3. ALL SIDE ROAD RETURNS, PRIVATE ENTRANCES, COMMERCIAL ENTRANCES AND RURAL MAILBOX TURNOUTS ARE TO BE CONSTRUCTED AND PAID FROM INCIDENTAL HOT-MIX ASPHALT SURFACING.
4. AGGREGATE SHOULDERS SHALL BE PLACED ALONG ALL SIDEROAD RETURN RADII AND COMMERCIAL ENTRANCES AND SHALL BE PLACED ALONG AND BEHIND ALL FIELD ENTRANCES, MAILBOX TURNOUTS AND ALL PRIVATE ENTRANCES UNLESS SPECIFIED BY THE RESIDENT ENGINEER.

FILE NAME = \$FILES	USER NAME = \$USERS	DESIGNED -	REVISED -	STATE OF ILLINOIS DEPARTMENT OF TRANSPORTATION	DETAILS			F.A.S. RTE.	SECTION	COUNTY	TOTAL SHEETS	SHEET NO.
	PLOT SCALE = \$SCALES	CHECKED -	REVISED -					1472	07-00073-09-WR	McLEAN	8	8
	PLOT DATE = \$DATES	DATE -	REVISED -		SCALE: NO. SCALE SHEET NO. 2 OF 2 SHEETS STA. TO STA.			CONTRACT NO. 91434				
								FED. ROAD DIST. NO. 5 ILLINOIS FED. AID PROJECT				