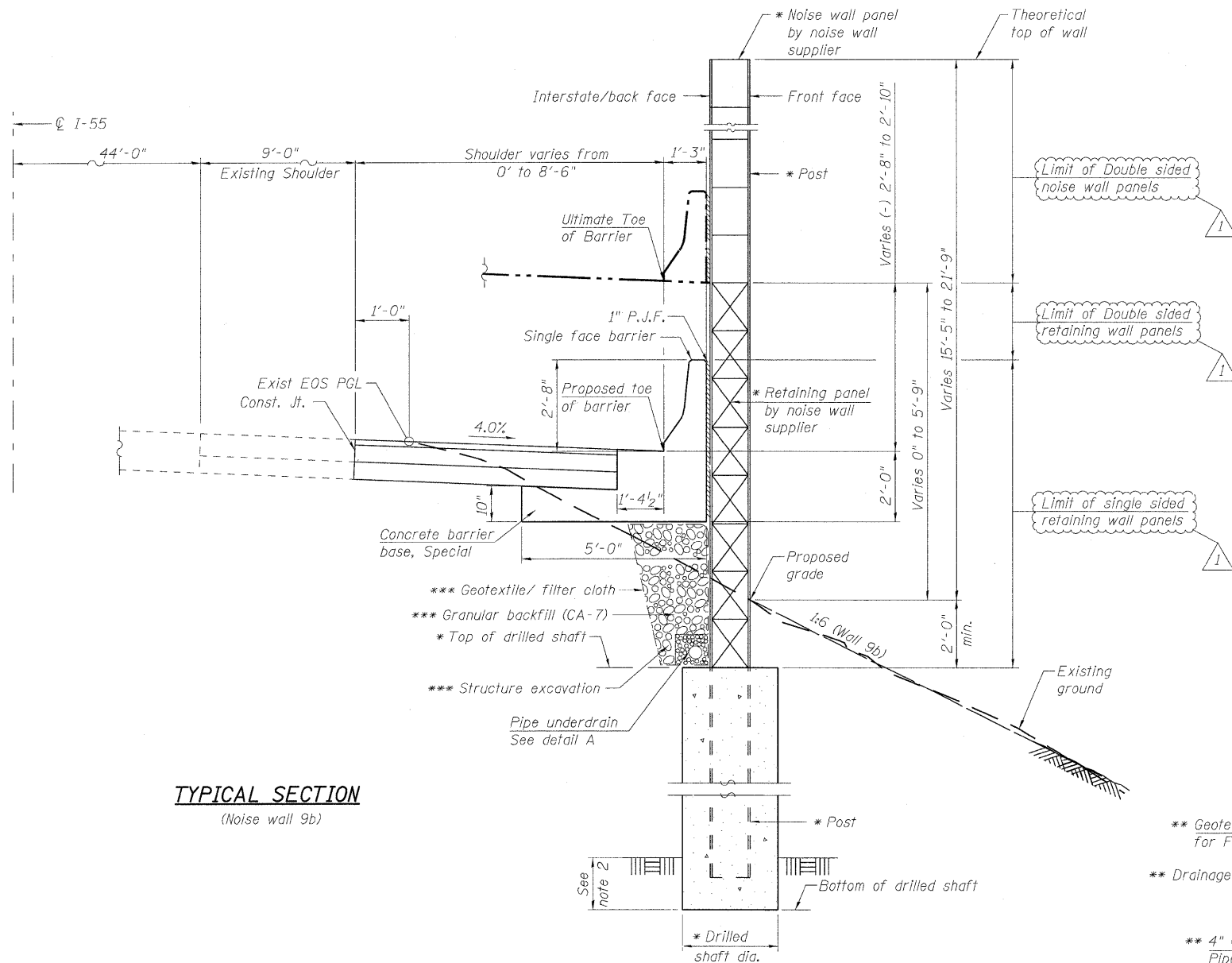


STATE OF ILLINOIS
DEPARTMENT OF TRANSPORTATION



TYPICAL SECTION
(Noise wall 9b)

* Type, size & spacing of post, noise wall panels, retaining wall panels, drilled shaft size and embedment length, reinforcement details and wall limits including top of wall and bottom of wall to be determined by noise wall supplier during construction.

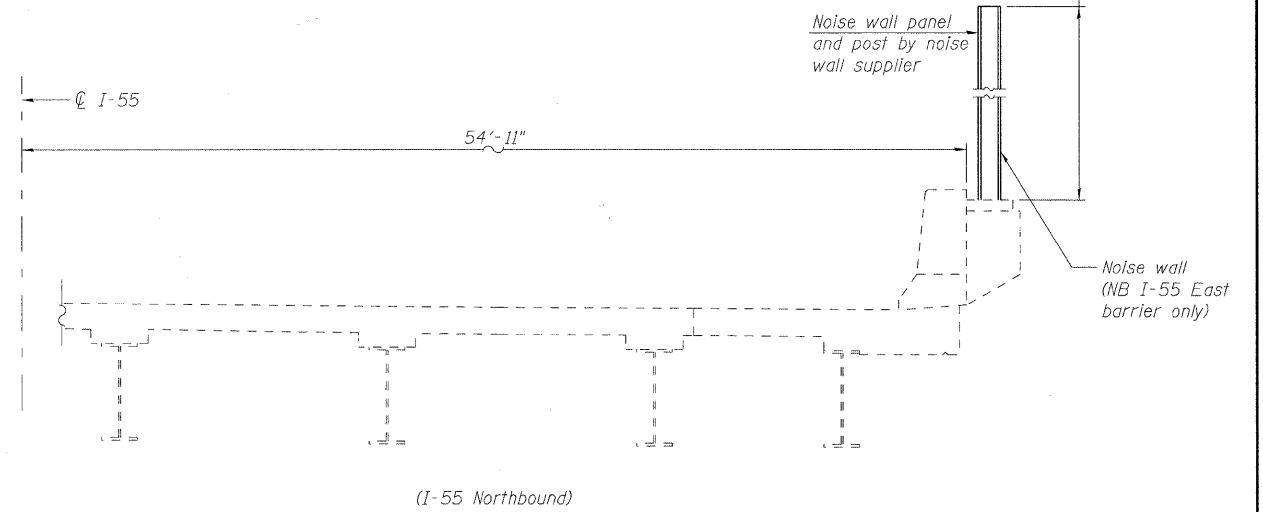
** Included in the cost of "Pipe Underdrains for Structures".

*** Cost of Structure excavation, Geotextile/filter cloth and Granular backfill will be included in the cost of "Noise Abatement Wall, Structure mounted". Refer to Standard Specifications Article 502 for Structure Excavation and Article 282 for Geotextile/filter cloth. Refer to the Special Provision for Porous Granular Embankment (Special) for Granular Backfill.

Notes:

- The foundation, posts, and retaining wall panel shall be designed to accommodate the ultimate or maximum noise wall height and earth retention condition.
- Based on the soil boring for wall 9B, rock may be encountered between stations 721+50 to 725+00 and 727+50 to 730+05. Rock excavation quantities for wall 9B have been calculated based on drilled shaft locations related to the maximum spacing of 12 feet and will be paid for under DRILLED SHAFT IN ROCK. Additional rock excavation will not be paid separately, but included in the cost of the contract.
- See sheet 4-6 of 14 for Information related to existing bridge barrier and anchor bolts spacing.

| | |
|----------|-------------|
| DESIGNED | P. LOPEZ |
| CHECKED | J. GRAINAWI |
| DRAWN | D. C. PATEL |
| CHECKED | J. GRAINAWI |



TYPICAL SECTION

Noise wall over
MATERIAL SERVICE RR
(ABANDONED)
STR. No. 099-0022 (NB)

GENERAL NOTES

Plan dimensions and details relative to existing plans are subject to nominal construction variations. The Contractor shall field verify existing dimensions and details affecting new construction and make necessary approved adjustments prior to construction or ordering of materials. Such variations shall not be cause for additional compensation for a change in scope of work, however, the Contractor will be paid for the quantity actually furnished at the unit price bid for the work.

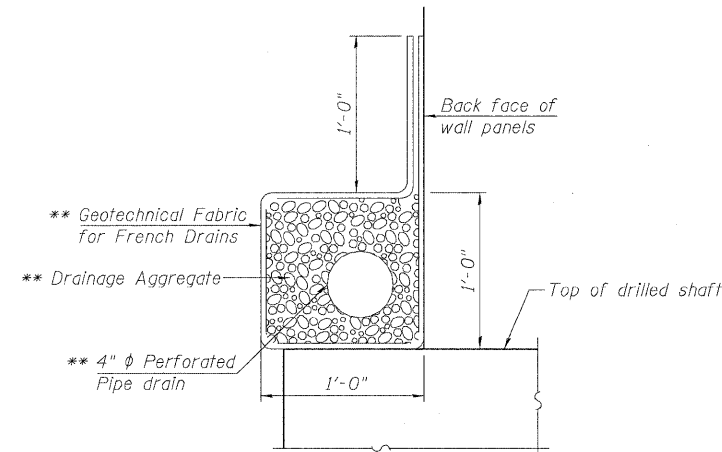
INDEX OF SHEETS

- 1-2 General Plan and Elevation
- 3-7 General Data
- 7-14 Soil Boring Logs

BILL OF MATERIAL

| Item | Unit | Total |
|---|---------|--------|
| Noise Abatement wall, Structure mounted | Sq. Ft. | 77,880 |
| Pipe Underdrains for Structures 4" | Foot | 3,962 |
| Drilled Shaft in Rock | Cu. Yd. | 31 |

DETAIL A



GENERAL DATA
STRUCTURE NO. 099-W025

| SHEET NO. | F.A.I RTE. | SECTION | COUNTY | TOTAL SHEETS | SHEET NO. |
|---|------------|---------------|--------|--------------|--------------------|
| 3 | 55 | 99 (1&2) I-12 | WILL | 147 | 92 |
| | | | | | CONTRACT NO. 60B04 |
| FED. ROAD DIST. NO. 7 ILLINOIS FED. AID PROJECT | | | | | |

