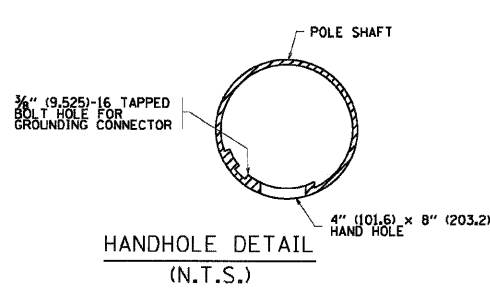
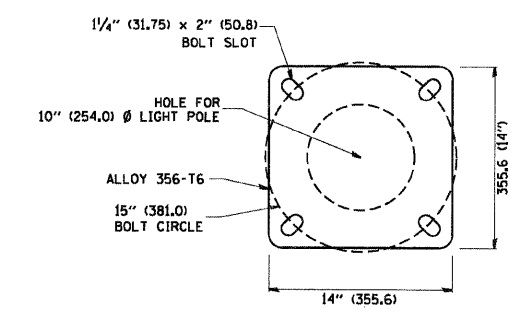
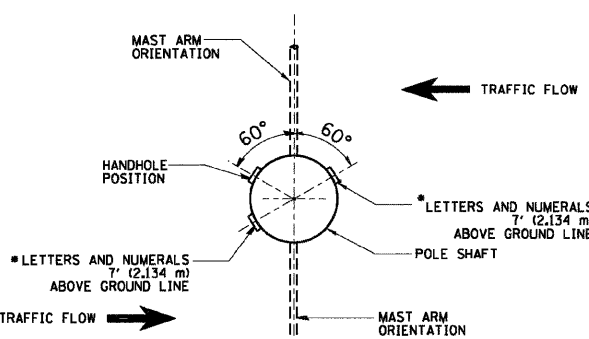
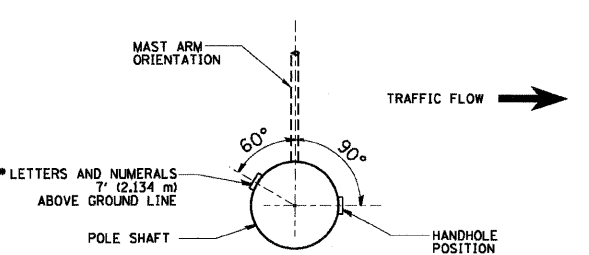
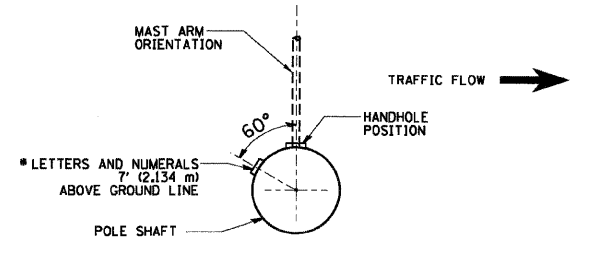


- NOTES:
1. ALL DIMENSIONS ARE IN INCHES (MILLIMETERS) UNLESS OTHERWISE SHOWN.
 2. MOUNTING HEIGHT IS DEFINED AS THE DISTANCE FROM THE CENTERLINE OF THE TENON TO THE BOTTOM OF THE ANCHOR BASE.
 3. TWO PIECE SHAFT WILL BE MATCHED MARKED AND INTERCHANGEABLE BETWEEN DIFFERENT UNITS. FIELD DRILLING OF THE HOLES WILL NOT BE ALLOWED.
 4. THE LIGHT POLE WILL MEET AASHTO DESIGN CRITERIA AS SPECIFIED.
 5. THE INSTALLING CONTRACTOR WILL PROVIDE A UL LISTED GROUNDING CONNECTOR, BURNDY K2C23, T&B SP4DL OR APPROVED EQUAL.
 6. LIGHT POLES WILL NOT BE INSTALLED WITHOUT MAST ARMS AND LUMINAIRES.
 7. LIGHT POLES WILL BE SET PLUMB ON THE FOUNDATION WITHOUT THE USE OF LEVELING NUTS, WASHERS OR SHIMS.
 8. LIGHTING UNIT IDENTIFICATION NUMBERS SHALL BE INSTALLED BEFORE THE LIGHTING UNIT IS ENERGIZED.



BOWMAN, BARRETT & ASSOCIATES INC.
CONSULTING ENGINEERS
Chicago, Illinois
312.228.0100
www.bbandainc.com

FILE NAME = D160C05-sht-1ghtdet124.dgn	USER NAME = default	DESIGNED -	REVISED - 09/02/03
		DRAWN -	REVISED -
	PLOT SCALE = *SCALE*	CHECKED -	REVISED -
	PLOT DATE = 5/6/2009	DATE -	REVISED -

STATE OF ILLINOIS
DEPARTMENT OF TRANSPORTATION

ALUMINUM LIGHT POLE 47'-6" (14.478 m) MOUNTING HEIGHT			
SCALE: NTS	SHEET NO. 9 OF 12 SHEETS	STA. N/A	TO STA. N/A

REVISIONS		ILLINOIS DEPARTMENT OF TRANSPORTATION			
NAME	DATE	ALUMINUM LIGHT POLE 47'-6" (14.478 m) MOUNTING HEIGHT			
R. TOMSONS	9-6-00	SCALE: NONE			
R. TOMSONS	8-12-03	DATE: 1/10/2007			
		DRAWN BY			
		CHECKED BY			
F.A. RTE.	SECTION	COUNTY	TOTAL SHEETS	SHEET NO.	
0353	0303.1B-1	COOK	91	42	
BE-400		CONTRACT NO. 60C05			
FED. ROAD DIST. NO.		ILLINOIS FED. AID PROJECT			

BE-400

s:\1910\05-04\add\38\acadd\sheet\124\1ghtdet124.dgn