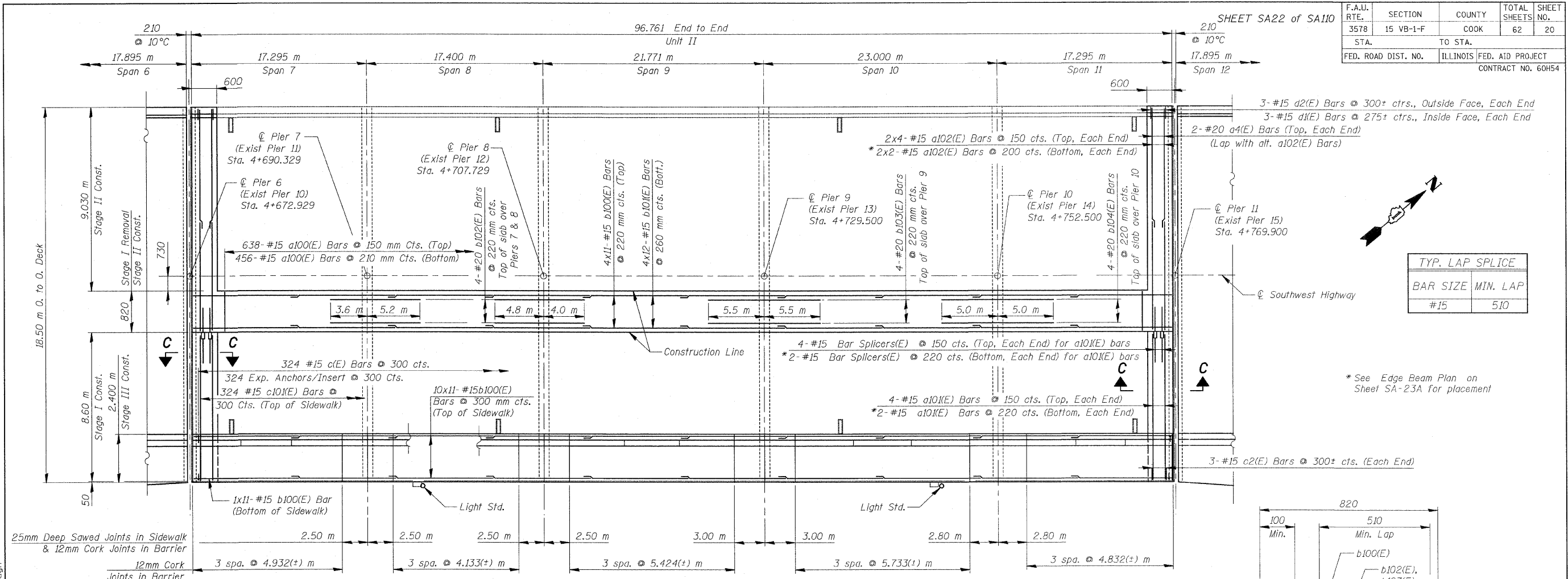
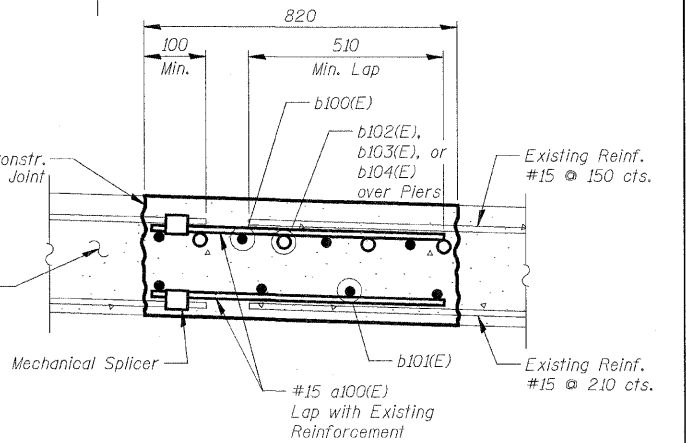


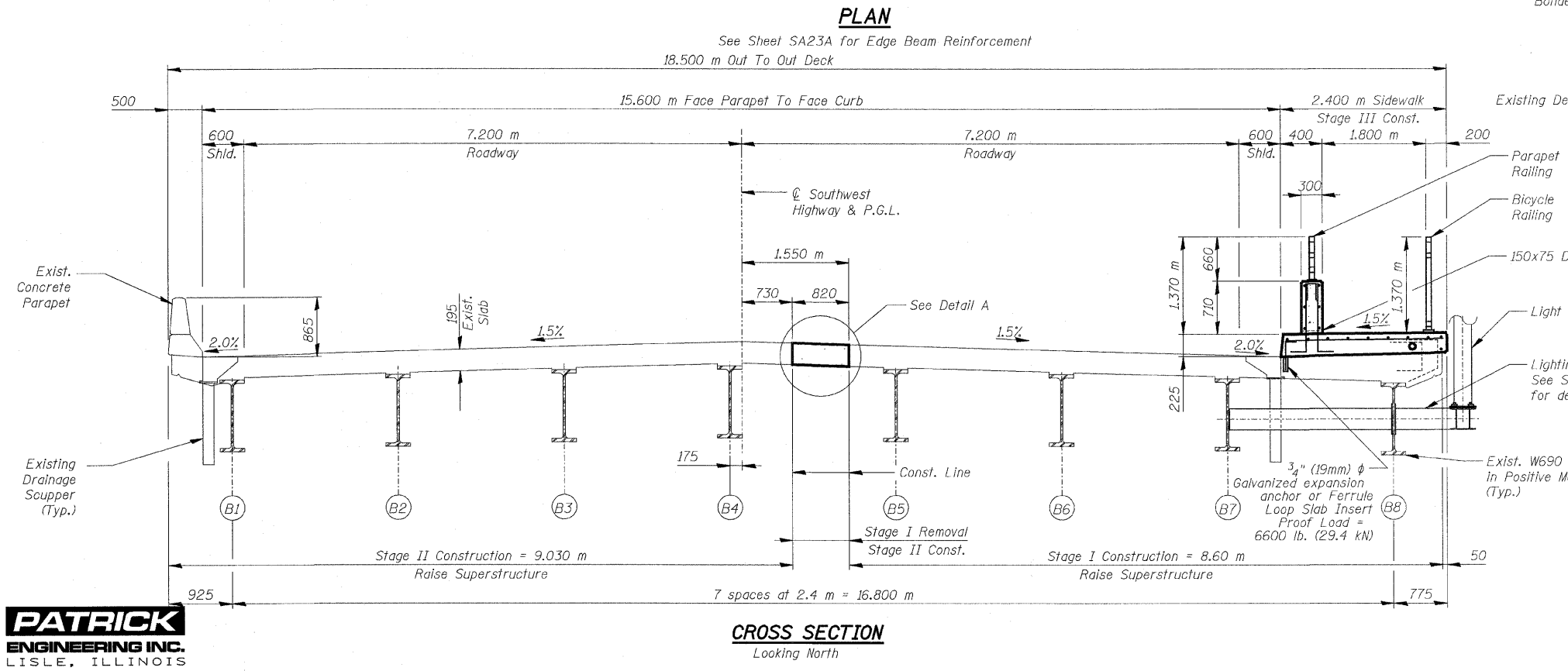
F.A.U. RTE.	SECTION	COUNTY	TOTAL SHEETS	SHEET NO.
3578	15 VB-1-F	COOK	62	20
STA.		TO STA.		
FED. ROAD DIST. NO.		ILLINOIS FED. AID PROJECT		
CONTRACT NO. 60H54				



TYP. LAP SPLICE	
BAR SIZE	MIN. LAP
#15	510



- NOTES**
1. Reinforcement bars designated (E) shall be Epoxy Coated.
 2. Bars indicated thus 20 x 3 - #15 etc. indicates 20 lines of bars with 3 lengths per line.
 3. All dimensions are in millimeters (mm) except as noted.
 4. Dowel holes shall be drilled 5mm larger than the diameter of the dowels, depth of the embedment shall be 100mm minimum.
 5. Work this Sheet with Sheet SA23 and SA23A
 6. For Section C-C see Sheet SA20, for Section D-D see Sheet SA25.



REVISIONS	
NAME	DATE

ILLINOIS DEPARTMENT OF TRANSPORTATION
SUPERSTRUCTURE - UNIT II
SOUTHWEST HIGHWAY OVER
B&O RAILROAD AND STONY CREEK
 FAU 3578 SECTION 15 VB-1-F
 STRUCTURE NUMBER 016-2771
 COOK COUNTY STATION 4+716.497
 SCALE: NONE DRAWN BY: E. Mroozek
 DATE: MAY 22, 2009 CHECKED BY: A. Yargoolouj

J:\vermillion\rdwy_lisle\5/29/2009 10:07:07 PM q:\icot\9556_a0\drawings\struct\fabr\locatn\plans\22.FAB.Deck_Plan1.dwg



FOR INFORMATION ONLY