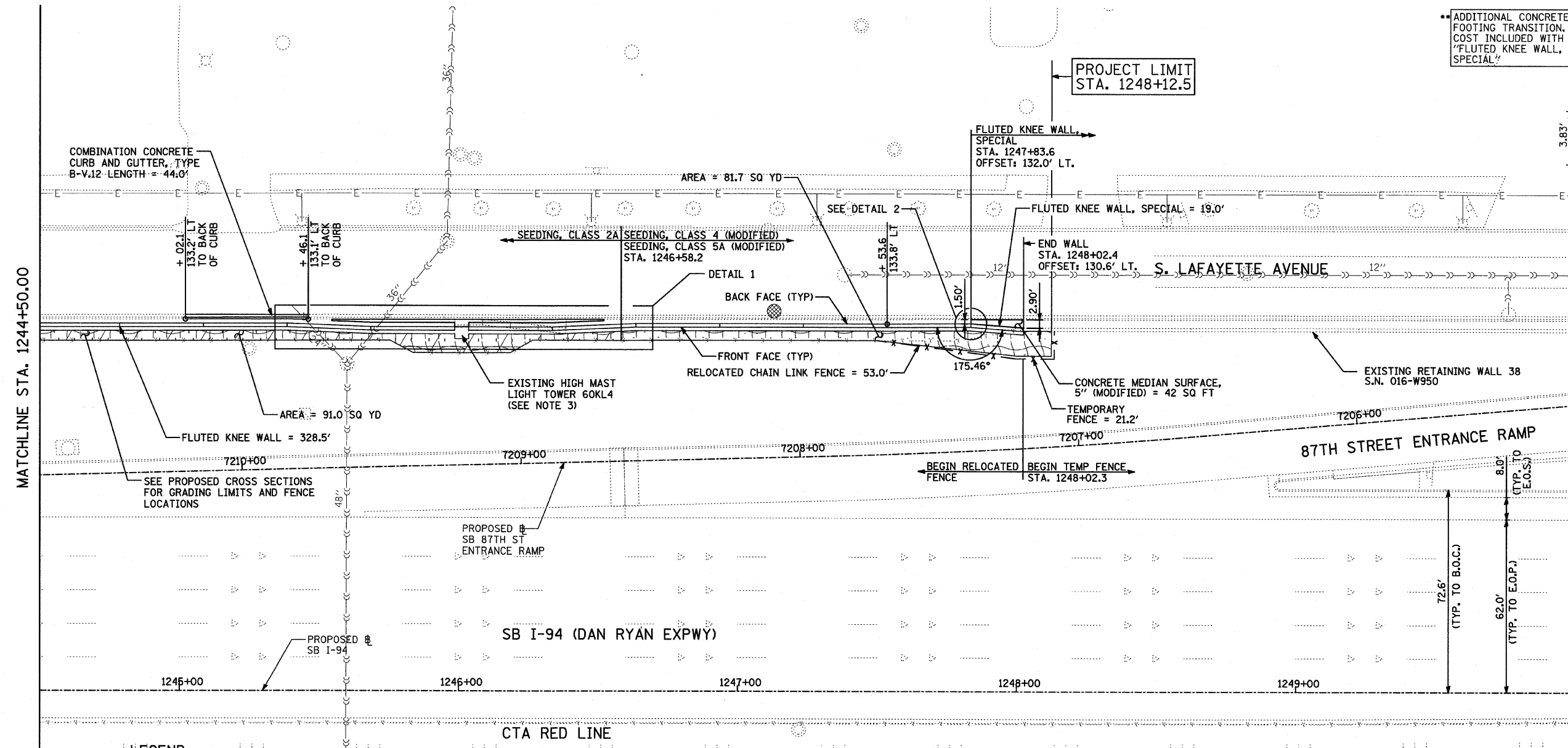
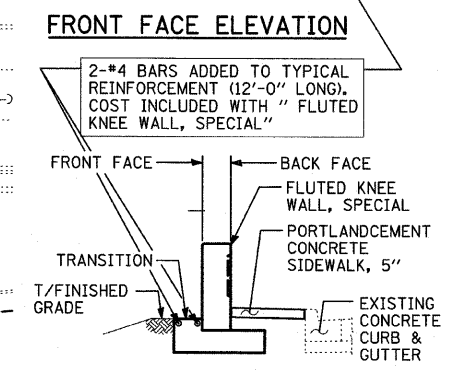
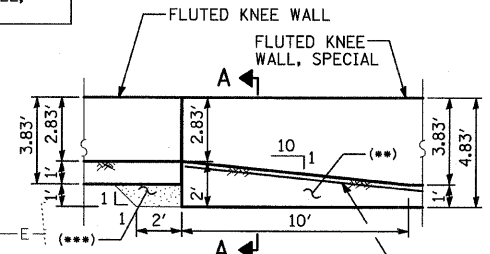


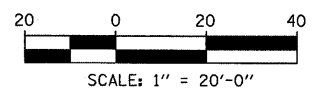
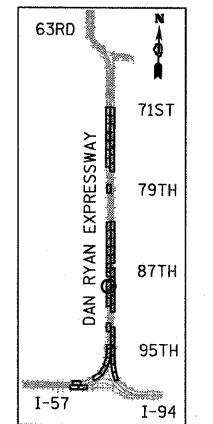
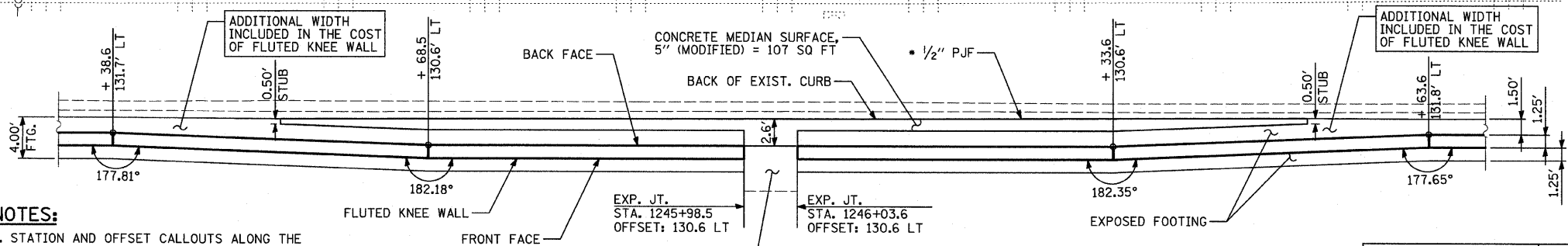
F.A.I. RTE.	SECTION	COUNTY	TOTAL SHEETS	SHEET NO.
94	*	COOK	44	24
STA. 1216+84.45 TO STA. 1248+12.50				
FED. ROAD DIST. NO. ILLINOIS		FED. AID PROJECT		
(1516.1 & 1717 I-10)		62978		

- CA-6 AGGREGATE FILL. COST INCLUDED WITH "FLUTED KNEE WALL, SPECIAL"
- ADDITIONAL CONCRETE AT FOOTING TRANSITION. COST INCLUDED WITH "FLUTED KNEE WALL, SPECIAL"



- LEGEND:**
- EROSION CONTROL BLANKET, SEEDING, CLASS 2A, NITROGEN, PHOSPHORUS, AND POTASSIUM FERTILIZER NUTRIENTS, TOPSOIL FURNISH AND PLACE, 4"
 - EROSION CONTROL BLANKET, SEEDING, CLASS 2A, NITROGEN, PHOSPHORUS, AND POTASSIUM FERTILIZER NUTRIENTS, TOPSOIL FURNISH AND PLACE, 12" COMPOST FURNISH AND PLACE, 6"
 - EROSION CONTROL BLANKET, SEEDING, CLASS 4 (MODIFIED), SEEDING, CLASS 5A (MODIFIED), TOPSOIL FURNISH AND PLACE, 12" COMPOST FURNISH AND PLACE, 6"
 - INLET FILTER

- NOTES:**
1. STATION AND OFFSET CALLOUTS ALONG THE LENGTH OF EITHER FLUTED KNEE WALL OR FLUTED KNEE WALL, SPECIAL ARE TAKEN FROM THE BACK FACE SIDE AT PROPOSED EXPANSION JOINT LOCATIONS.
 2. THE CONTRACTOR SHALL PROTECT AND USE CAUTION DURING CONSTRUCTION OPERATIONS AROUND ALL EXISTING PUBLIC OR PRIVATE UTILITY FACILITIES.
 3. FOR DETAILS, SEE "FLUTED KNEE WALL AT HMLT" SHEET.



REVISIONS	
NAME	DATE

ILLINOIS DEPARTMENT OF TRANSPORTATION
 F.A.I. 94 (DAN RYAN EXPRESSWAY)
 PROPOSED PLAN
 SB I-94 (I-94 DAN RYAN EXPWY)
 STA. 1244+50.00 TO STA. 1250+00.00

SCALE: 1"=20'
 DATE: JANUARY 16, 2009

DRAWN BY: AMB, MAF, TB
 CHECKED BY: TGB, MI

TYL INTERNATIONAL