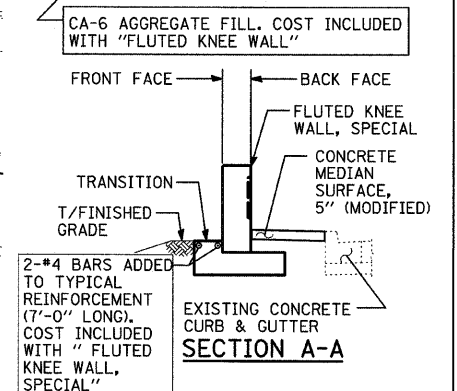
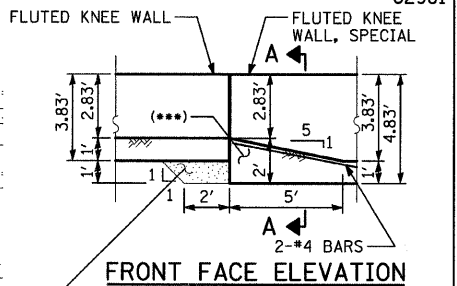
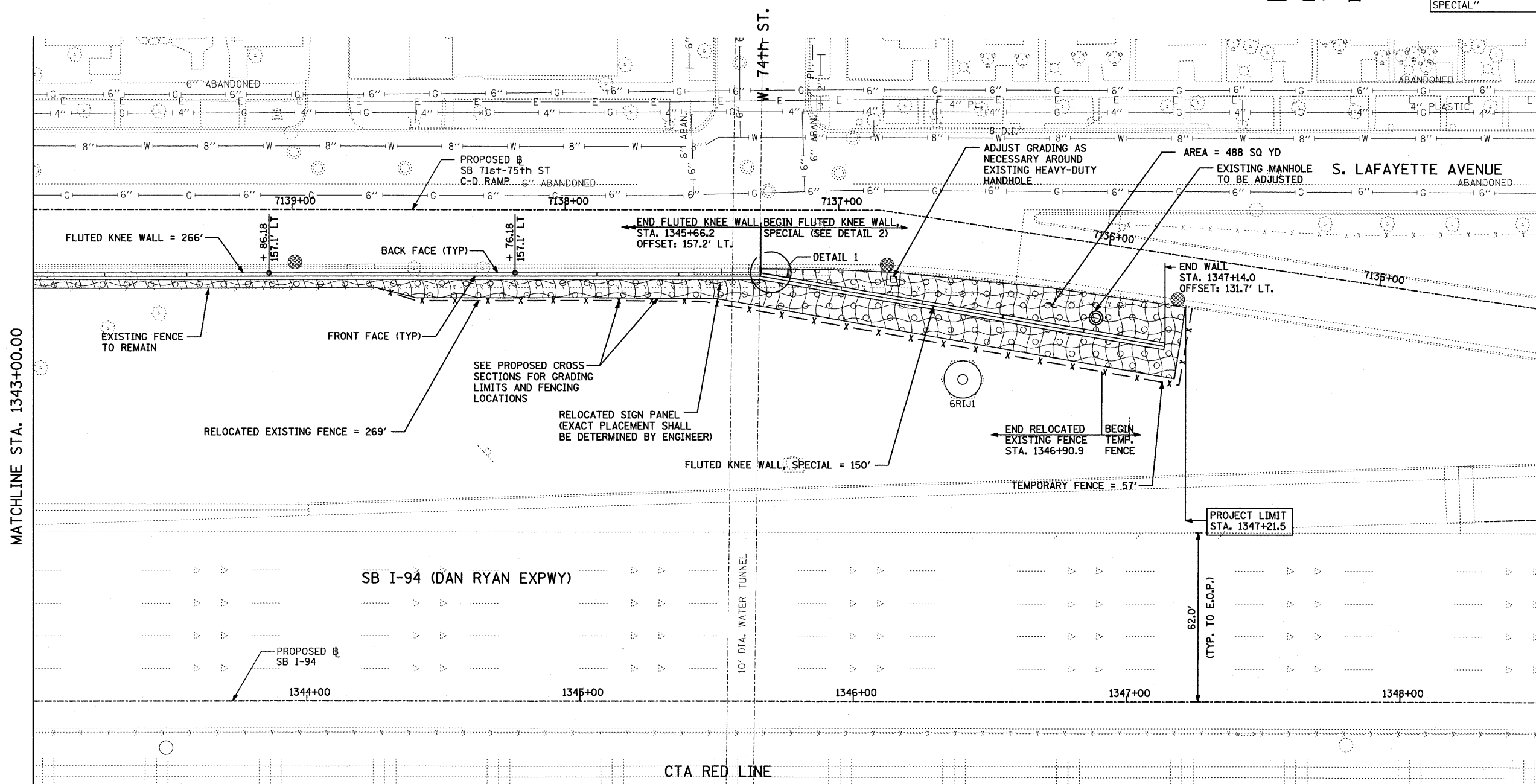


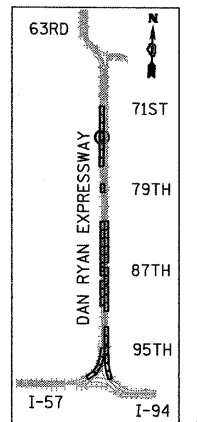
*** ADDITIONAL CONCRETE AT FOOTING TRANSITION, COST INCLUDED WITH "FLUTED KNEE WALL, SPECIAL"

| | | | | |
|---------------------|----------|--------------------|--------------|-----------|
| F.A.I. RTE. | SECTION | COUNTY | TOTAL SHEETS | SHEET NO. |
| 94 | 1818 I-9 | COOK | 49 | 24 |
| STA. 1329+49.25 | | TO STA. 1347+21.51 | | |
| FED. ROAD DIST. NO. | ILLINOIS | FED. AID PROJECT | | |

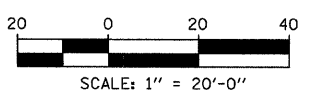
62981



FOOTING TRANSITION - DETAIL 2 (FROM FLUTED KNEE WALL, SPECIAL TO FLUTED KNEE WALL)



LOCATION MAP

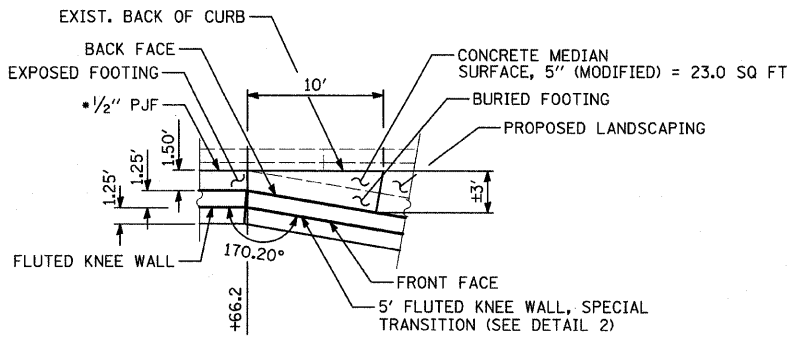


LEGEND:

- EROSION CONTROL BLANKET, SEEDING, CLASS 2A, NITROGEN, PHOSPHORUS, AND POTASSIUM FERTILIZER NUTRIENTS, TOPSOIL FURNISH AND PLACE, 4"
- EROSION CONTROL BLANKET, SEEDING, CLASS 2A, NITROGEN, PHOSPHORUS, AND POTASSIUM FERTILIZER NUTRIENTS, TOPSOIL FURNISH AND PLACE, 12" COMPOST FURNISH AND PLACE, 6"
- INLET FILTER

NOTES:

1. STATION AND OFFSET CALLOUTS ALONG THE LENGTH OF EITHER FLUTED KNEE WALL OR FLUTED KNEE WALL, SPECIAL ARE TAKEN FROM THE BACK FACE SIDE AT PROPOSED EXPANSION JOINT LOCATIONS.
2. THE CONTRACTOR SHALL PROTECT AND USE CAUTION DURING CONSTRUCTION OPERATIONS AROUND ALL EXISTING PUBLIC OR PRIVATE UTILITY FACILITIES.



DETAIL 1

COST INCLUDED WITH "FLUTED KNEE WALL"

| REVISIONS | |
|-----------|------|
| NAME | DATE |
| | |
| | |
| | |
| | |
| | |

ILLINOIS DEPARTMENT OF TRANSPORTATION
 F.A.I. 94 (DAN RYAN EXPRESSWAY)
PROPOSED PLAN
 SB I-94 (DAN RYAN EXPRESSWAY)
 STA. 1343+00.00 TO STA. 1348+50.00
 SCALE: 1"=20' DRAWN BY: AMB, MAF, TB
 DATE: OCTOBER 17, 2008 CHECKED BY: TGB, MI

TYLIN INTERNATIONAL

10/17/2008 8:55:39 AM I:\02373\Road\266\266.dwg