

100%
STATE
URBAN
ROADWAY

CODE NO.	ITEM	UNIT	QUANTITY	J000-24
20100110	TREE REMOVAL (6 TO 15 UNITS DIAMETER)	UNIT	62	62
20100210	TREE REMOVAL (OVER 15 UNITS DIAMETER)	UNIT	16	16
20200100	EARTH EXCAVATION	CU YD	466	466
21101645	TOPSOIL FURNISH AND PLACE, 12"	SO YD	237	237
25000210	SEEDING, CLASS 2A	ACRE	0.05	0.05
25000400	NITROGEN FERTILIZER NUTRIENT	POUND	5	5
25000500	PHOSPHORUS FERTILIZER NUTRIENT	POUND	5	5
25000600	POTASSIUM FERTILIZER NUTRIENT	POUND	5	5
25100630	EROSION CONTROL BLANKET	SO YD	237	237
28000510	INLET FILTERS	EACH	35	35
42001300	PROTECTIVE COAT	SO YD	448	448
44004250	PAVED SHOULDER REMOVAL	SO YD	170	170
60255500	MANHOLES TO BE ADJUSTED	EACH	1	1
60618324	CONCRETE MEDIAN SURFACE, 6 INCH (SPECIAL)	SO FT	131	131
63100070	TRAFFIC BARRIER TERMINAL, TYPE 5	EACH	1	1
63200310	GUARDRAIL REMOVAL	FOOT	277	277
66400550	CHAIN LINK FENCE, 4' (SPECIAL)	FOOT	2,057	2,057
66410300	CHAIN LINK FENCE REMOVAL	FOOT	2,084	2,084
67100100	MOBILIZATION	L SUM	1	1
70101800	TRAFFIC CONTROL AND PROTECTION, (SPECIAL)	L SUM	1	1
70106800	CHANGEABLE MESSAGE SIGN	CAL MO	4	4
* 72400600	RELOCATE SIGN PANEL ASSEMBLY - TYPE B	EACH	1	1
X0322256	TEMPORARY INFORMATION SIGNING	SO FT	52	52
* X0322703	TRIPLEX CABLE IN CONDUIT, 2 NO. 6 AND 1 NO. 8 (3TC)	FOOT	330	330
* X0324223	MAINTAIN EXISTING LIGHTING SYSTEM	L SUM	1	1
X0324640	FLUTED KNEEWALL	FOOT	2,038	2,038
* X0324700	WALL MOUNTED SIGN SUPPORT FOR TYPE I PANEL (SPECIAL)	EACH	3	3
* X0324901	REMOVE EXISTING STREET LIGHTING FOUNDATION	EACH	2	2
* 81200230	CONDUIT EMBEDDED IN STRUCTURE, 2" DIA., PVC	FOOT	236	236
* X0325492	CONVENTIONAL STREET LIGHTING UNIT WALL MOUNTED, INSTALL ONLY	EACH	3	3
* X0945500	PAINT EXISTING POLE COMPLETE	EACH	3	3
X6065740	CONCRETE MEDIAN SURFACE, 5" (MODIFIED)	SO FT	3,899	3,899
* XX007642	GROUND ROD, 3/4" DIA. X 10 FT.	EACH	3	3
Z0013798	CONSTRUCTION LAYOUT	L SUM	1	1
* X0325981	IMPACT ATTENUATORS (FULLY REDIRECTIVE, ^{RESETTABLE,} NARROW, TEST LEVEL 2)	EACH	2	2
* 84200500	^{REMOVAL OF} EXISTING LIGHTING UNIT, SALVAGE	EACH	2	2
* X0326313	LIGHT POLE FOUNDATION INTEGRAL WITH KNEE WALL	EACH	3	3

* SPECIALTY ITEMS

REVISIONS	
NAME	DATE

ILLINOIS DEPARTMENT OF TRANSPORTATION
F.A.I. 90/94 (DAN RYAN EXPRESSWAY)
71ST ST TO 63RD ST (NORTHBOUND KNEE WALLS)

SUMMARY OF QUANTITIES

SCALE: NONE
DATE: JANUARY 14, 2009

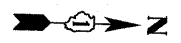
DRAWN BY: NJH
CHECKED BY: RMG

AECOM

Rev. 7-21-09

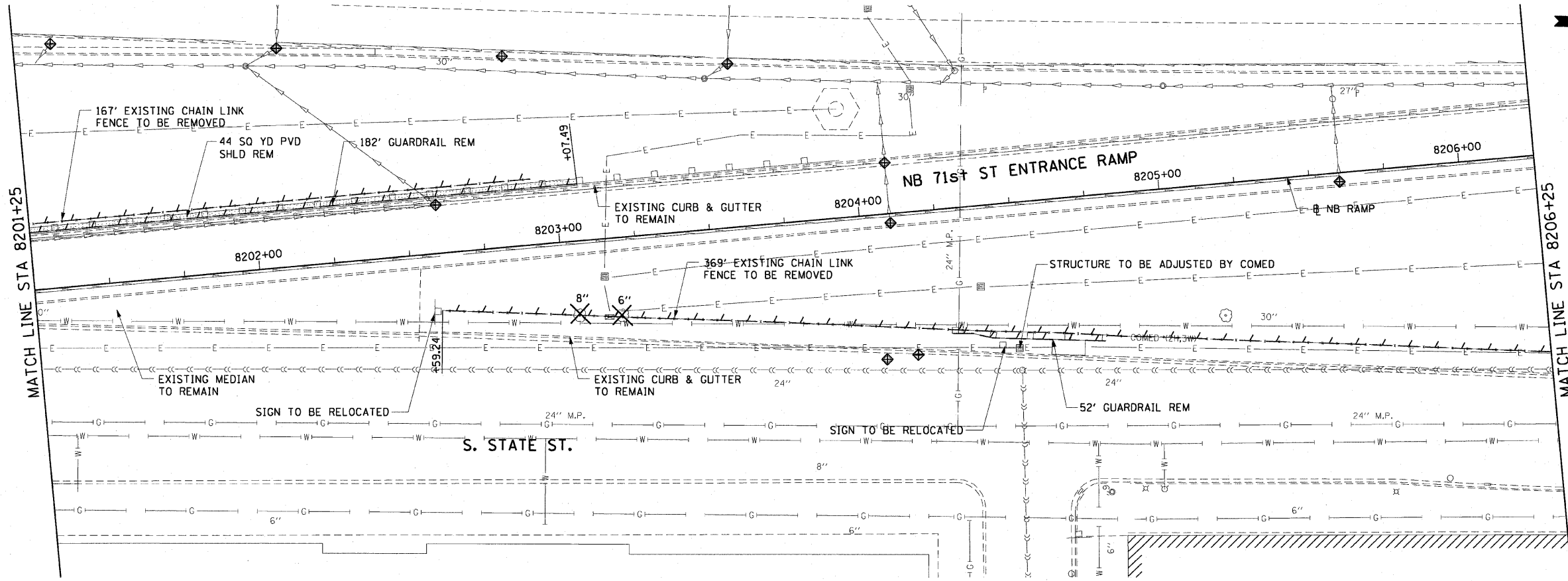
C:\Documents and Settings\vinan\My Documents\Drawings\Dan Ryan P40468\27A 80499

F.A.I. RTE.	SECTION	COUNTY	TOTAL SHEETS	SHEET NO.
90/94	*	COOK	45	17
STA. 8201+00		TO STA. 8206+25		
FED. ROAD DIST. NO. 1 ILLINOIS FED. AID PROJECT				
•(1818, 1919, 1919.15) 1-11				
				62983

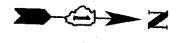


LEGEND:

- AREA REMOVALS
- LINEAR REMOVALS
- TREE REMOVAL (WITH SIZE)
- INLET FILTER

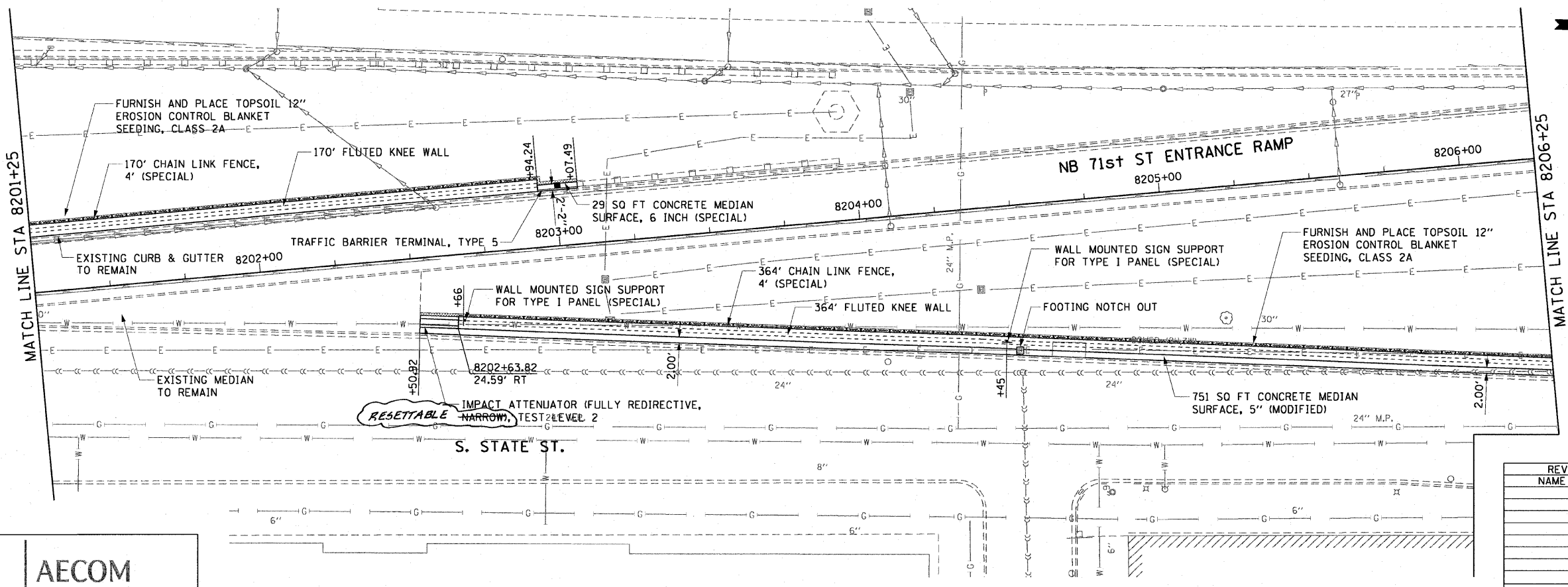


EXISTING CONDITIONS AND REMOVAL
PROPOSED IMPROVEMENTS



NOTES:

1. SEE STRUCTURAL DETAILS FOR FLUTED KNEE WALL DETAILS.
2. ALL POINT CALLOUTS ARE TAKEN AT THE EDGE OF THE KNEE WALL BASE.
3. SEE ROADWAY DETAILS FOR CONCRETE MEDIAN DETAILS.
4. SEE ROADWAY DETAILS FOR WALL MOUNTED SIGN SUPPORT DETAILS.
5. FOR FLUTED KNEE WALL FOOTING NOTCH OUTS, SEE STRUCTURAL DETAILS.



REVISIONS	
NAME	DATE

ILLINOIS DEPARTMENT OF TRANSPORTATION
F.A.I. 90/94 (DAN RYAN EXPRESSWAY)
71ST ST TO 63RD ST (NORTHBOUND KNEE WALLS)
EXISTING AND PROPOSED ROADWAY PLANS

SCALE: 1"=20'
DATE: JANUARY 14, 2009

DRAWN BY: NJH
CHECKED BY: RMG

AECOM

V:\sect\917\p207\p40468\p40468.dwg\128-knee_wall_fences\17f\contract\27-6p27-00022a.dwg 1/15/2009 11:59:36 AM