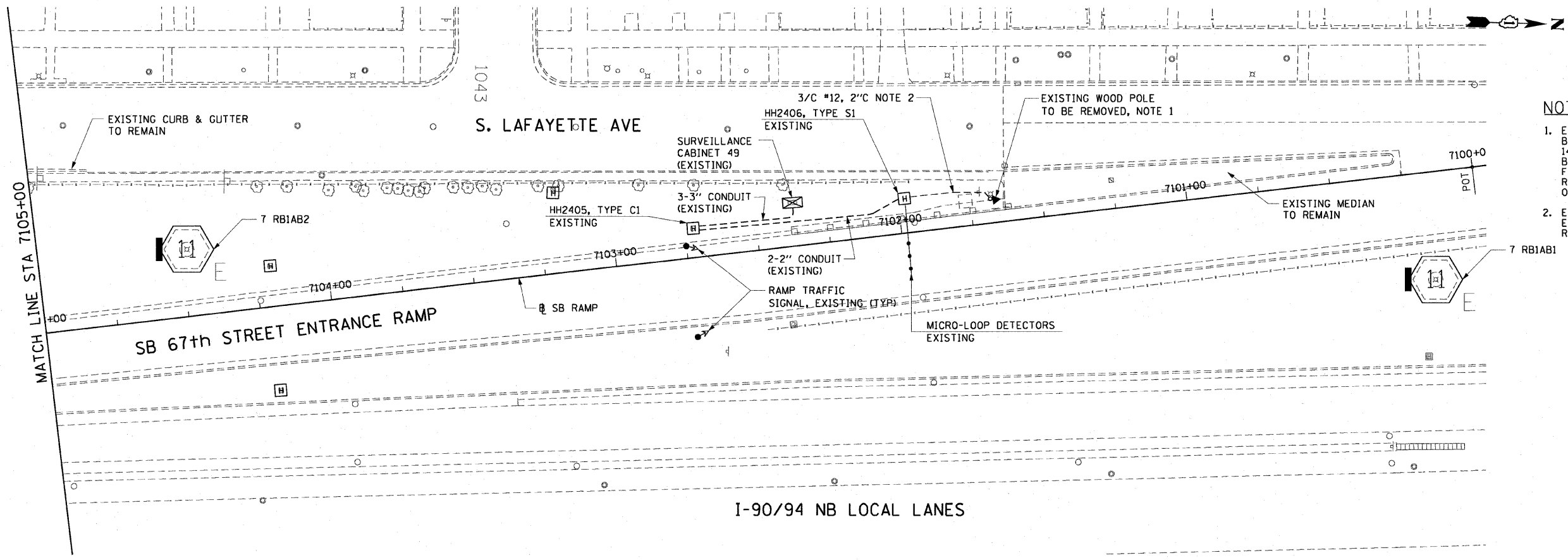


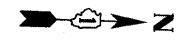
F.A.I. RTE.	SECTION	COUNTY	TOTAL SHEETS	SHEET NO.
90/94		COOK	31	22
STA. 7105+00		TO STA. 7109+75		
FED. ROAD DIST. NO. 1 ILLINOIS FED. AID PROJECT				
*1818, 1919, 1919.15) 1-12 62984				

**NOTES:**

- EXISTING WOOD POST TO BE REMOVED. EXISTING BURIED CONDUIT TO BE REMOVED A MINIMUM 14 FEET BACK, FOR EXTENSION TO THE NEW BEACON MOUNTED ON THE WALL. EXISTING FLASHING BEACONS AND WARNING SIGN TO BE REMOVED FROM WOOD POST AND BE INSTALLED ON NEW STEEL POLE.
- EXISTING 3/C #12 TO BE PULLED BACK TO EXISTING SURVEILLANCE CABINET 49 AND REMOVED.


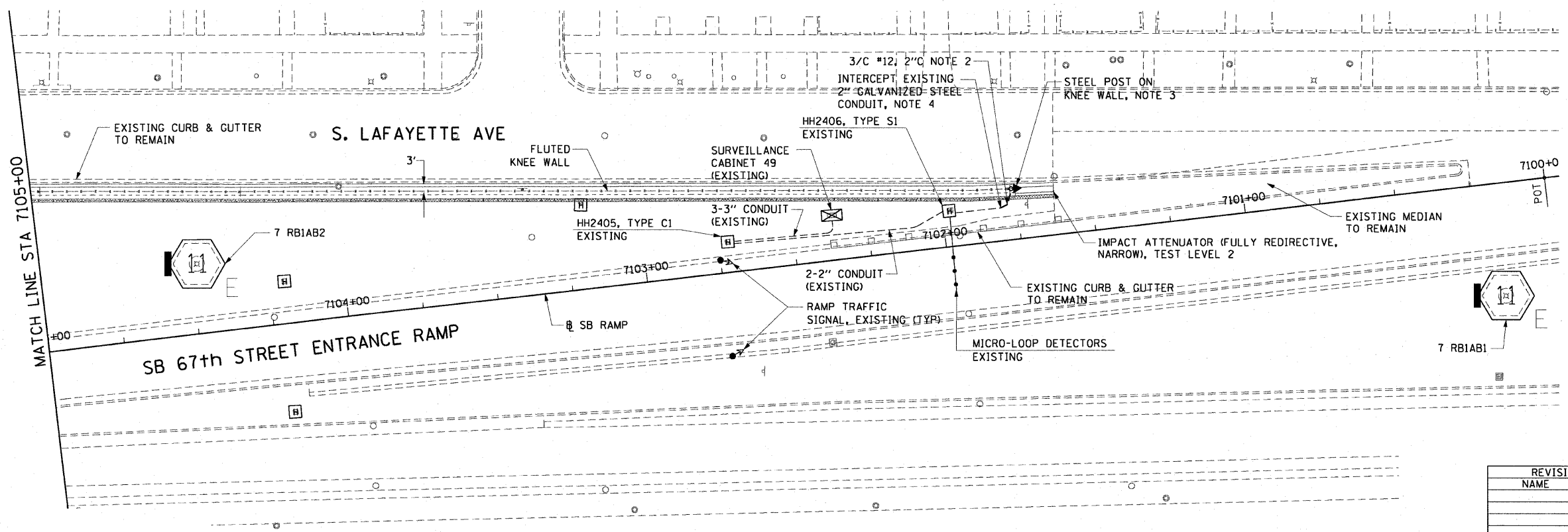


**EXISTING CONDITIONS AND REMOVAL  
PROPOSED IMPROVEMENTS**



**NOTES:**

- NEW STEEL POLE TO BE INSTALLED AT END OF NEW KNEE WALL. EXISTING FLASHING BEACONS AND WARNING SIGN REMOVED FROM WOOD POST ARE TO BE INSTALLED ON NEW STEEL POLE. SEE DRAWING DT-35A FOR DETAILS.
- EXISTING 2" GSC TO BE REROUTED TO NEW STEEL POLE BASE ON TOP OF NEW KNEE WALL. NEW 2" GSC CONDUIT TO BE INSTALLED AS NEEDED TO FACILITATE CONNECTION BETWEEN NEW POLE AND HANDHOLE HH2405. NEW 3/C #12 CABLE TO BE INSTALLED AND CONNECTED BETWEEN BEACONS AND EXISTING CABINET 49. SEE STRUCTURAL DETAILS AND DRAWING DT-35A FOR CONDUIT DETAILS.



REVISIONS	
NAME	DATE

ILLINOIS DEPARTMENT OF TRANSPORTATION  
F.A.I. 90/94 (DAN RYAN EXPRESSWAY)  
71ST ST TO 63RD ST (SOUTHBOUND KNEE WALLS)

**ELECTRICAL PLAN**

SCALE: 1"=20'  
DATE: JANUARY 14, 2009

DRAWN BY: JCM  
CHECKED BY: JPC



V:\scg\p207\p40468\p40468\_elect\01-corr\knee wall\contract\contract\_270\20090120.dwg 2:23:50 PM 1/13/2009