STATE OF ILLINOIS
DEPARTMENT OF TRANSPORTATION

F.A.I. RTE.	SECTION	COUNTY	TOTAL SHEETS	SHEET NO.
90/94	*	COOK	31	25
STA.		TO STA.		
FED. ROAD DIST. NO. 1	ILLINOIS	FED. AID PROJECT		

*(1818, 1919, 1919.15) I-12 62984

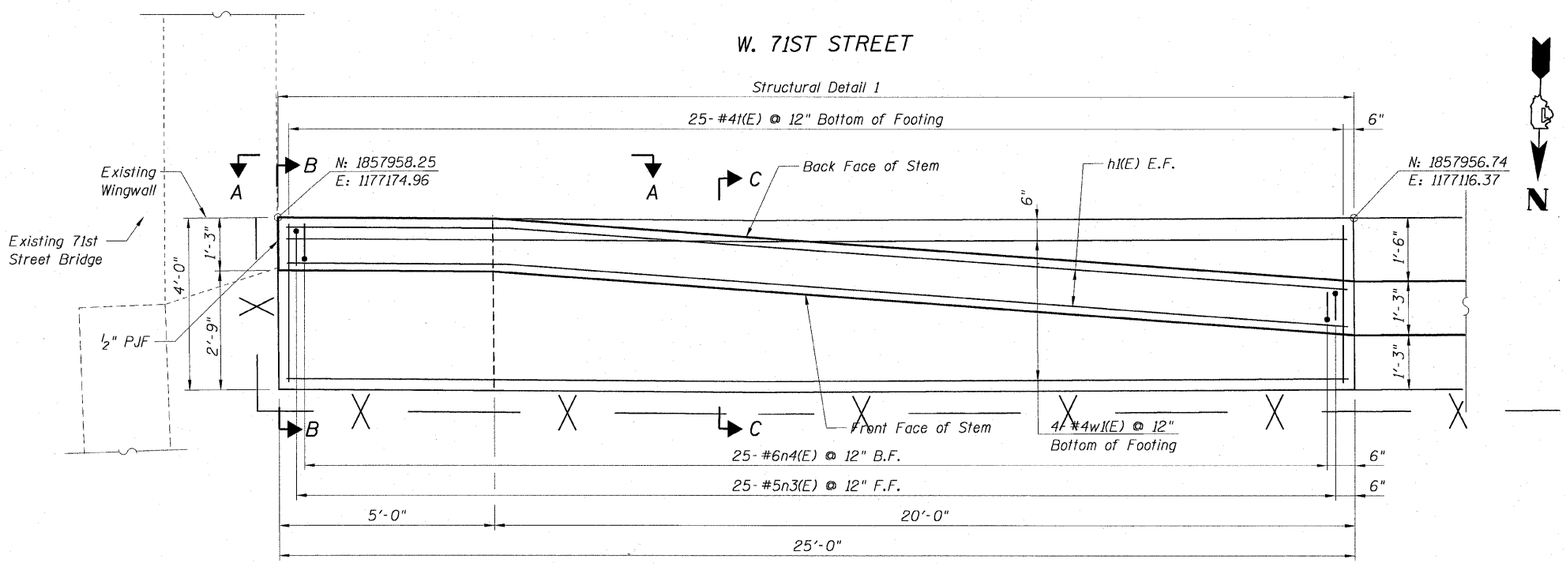

FOOTING PLAN

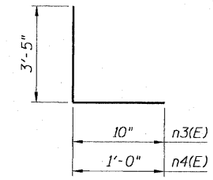

n3(E) and n4(E) Bars

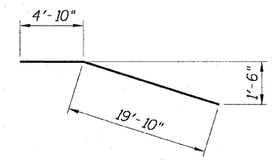

h3(E) Bar

BAR LIST

Bar	No.	Size	Length	Shape
h1(E)	8	#4	24'-8"	
n3(E)	25	#5	4'-3"	
n4(E)	25	#6	4'-5"	
w1(E)	4	#4	24'-8"	
t(E)	25	#4	3'-8"	

NOTES:

1. For location of Structural Detail 1, see Civil Drawings.
2. For Typical Section and Details of Structural Detail 1 see Sheet S1 of 4.
3. Reinforcement bar shall conform to the requirements of AASHTO M-31 or M-322 Grade 60.
4. Concrete: f'c = 3500 psi
5. Structural Detail 1 shall be paid for per foot as "Fluted Knee Wall". Included in the cost of "Fluted Knee Wall" shall be "Concrete Superstructures" stem, "Concrete Structures" foundation, reinforcement bars (epoxy coated), rustication finish, protective coat and expansion joint filler and sealing compound.
6. At locations where Fluted Knee Wall abuts a rigid structure, a 1/2" thick preformed expansion joint filler (PJF) conforming to the shape of the structure shall be installed between the wall and the structure. 3/4" PJF shall be installed where Fluted Knee Wall footing abuts curb and gutter. The cost shall be included in "Fluted Knee Wall".
7. Protective Coat shall be applied according to Section 503.19 of the Standard Specifications to the top of stem and to the face of stem and top of footing on the Frontage Road side of the Knee Wall for Structural Detail 1.
8. Chain Link Fence will not be paid for in this Contract, but shall be furnished and installed in Contract 60B88.
9. Minimum lap for #4 bars shall be 1'-8".
10. BF = Back Face
    EF = Each Face
    FF = Front Face

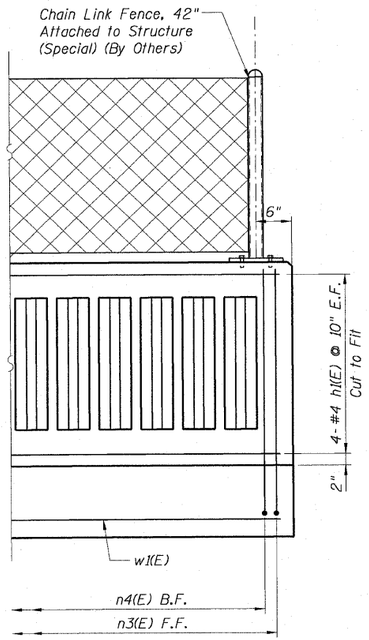

PARTIAL ELEVATION A-A

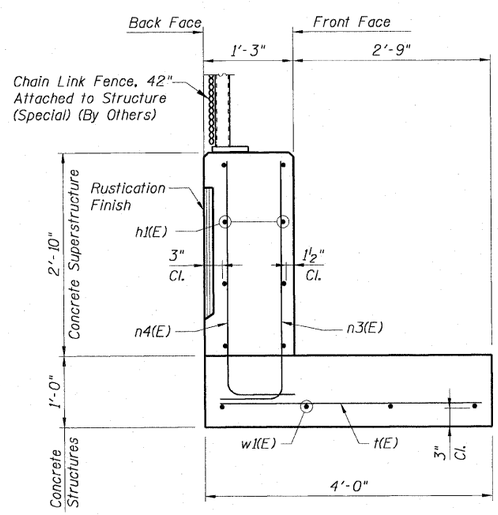

SECTION B-B

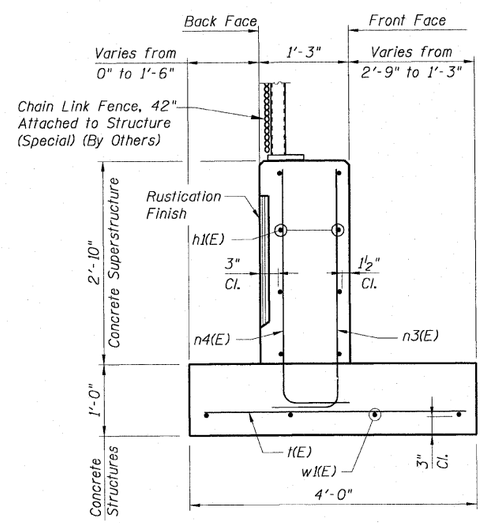

SECTION C-C

Sheet S2 of 4

REVISIONS	
NAME	DATE

ILLINOIS DEPARTMENT OF TRANSPORTATION
F.A.I. 90/94 (DAN RYAN EXPRESSWAY)
71ST ST TO 63RD ST (SOUTHBOUND KNEE WALLS)
STRUCTURAL DETAIL 1
71ST STREET DETAILS
LAFAYETTE STREET

SCALE: None DRAWN BY: CHD
DATE: JANUARY 14, 2009 CHECKED BY: MJP

AECOM

\\uscfgl-p207\p40468\p40468\struct28-knee_wall_fence\sht\contract 27b\127b0022a.sht 1/13/2009 2:23:31 PM