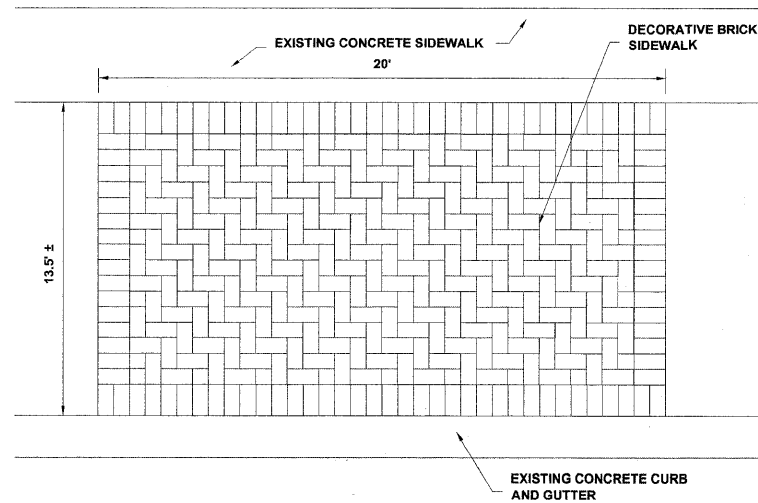
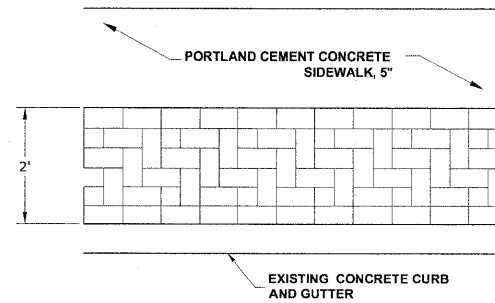


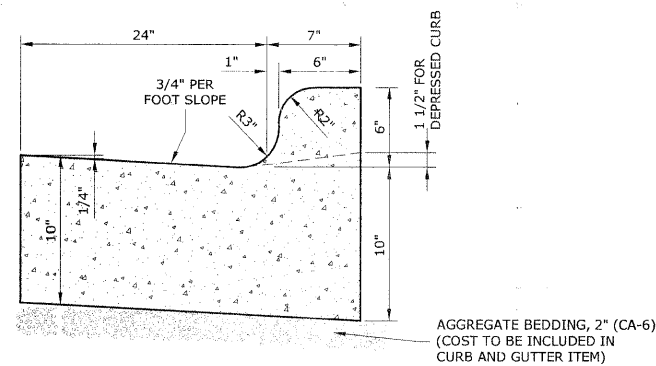
ROUTE NO.	SECTION	COUNTY	TOTAL SHEETS	SHEET NO.
FAP 347	06-00071-00-SW	COOK	17	9
ILLINOIS PROJECT		TE-00D1(701)		
VILLAGE SECTION				
CONTRACT NO. 63183				



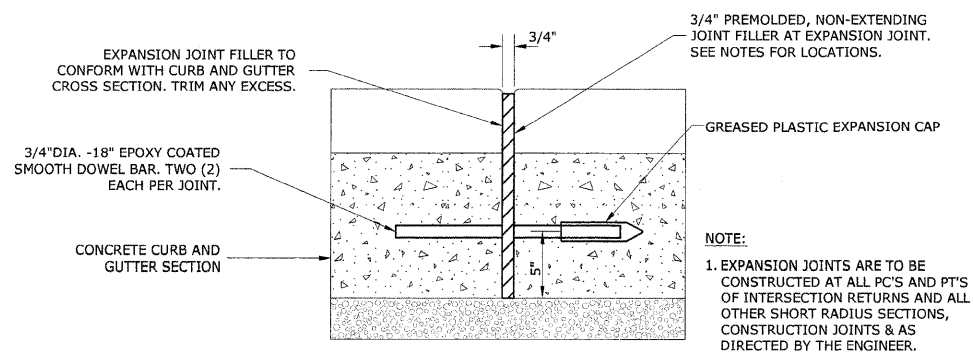
BRICK PATTERN DETAIL
SOUTH SIDE OF ROOSEVELT ROAD
(STA. 327+44 TO 327+64)



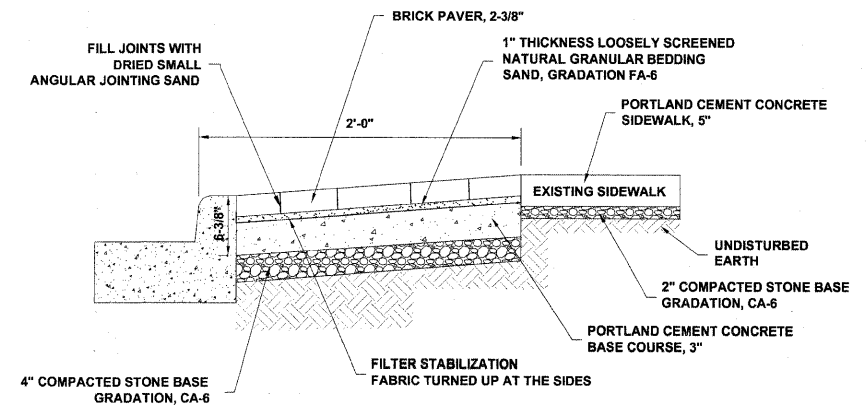
DECORATIVE BRICK SIDEWALK PATTERN DETAIL



COMBINATION CONCRETE CURB & GUTTER TYPE B-6.24 (SPECIAL)



TYPICAL CURB AND GUTTER EXPANSION JOINT



DECORATIVE BRICK SIDEWALK DETAIL

GENERAL NOTES

DEPRESSED CURBS - THE TOP OF CURBS SHALL BE DEPRESSED WHERE THE CURB AND GUTTER IS CONSTRUCTED AT HANDICAP ACCESSIBLE SIDEWALK RAMPS AT ALLEY RETURNS AND STREET INTERSECTIONS, AND FOR PRIVATE DRIVES AND AS DIRECTED BY THE ENGINEER

DRAINAGE OPENINGS - AT ALL LOCATIONS WHERE CASTINGS ARE TO BE INCORPORATED IN THE CURB AND GUTTER, A 3/4" EXPANSION JOINT SHALL BE INSTALLED IN THE CURB AND GUTTER A DISTANCE OF 5 FT. FROM EACH SIDE OF THE CASTING. 2-NO. 4 RE-BARS, 9' IN LENGTH, SHALL BE INCORPORATED IN THE CONTINUOUS PORTION OF CONCRETE CURB BEHIND THE CASTING.

SLIPFORM CONSTRUCTION - VERTICAL FACES MAY BE BATTERED AT THE RATE OF 3/4" PER FOOT OF HEIGHT TO AID IN SLIPFORM OPERATIONS.

DEPRESSED CURB HEIGHT - THE HEIGHT OF THE DEPRESSED CURB SHALL BE 1-1/2" AT DRIVEWAYS. SEE IDOT STANDARD 424001-04 FOR HEIGHT AT SIDEWALK RAMP.

BITUMINOUS EXPANSION JOINTS - THREE QUARTER INCH (3/4") BITUMINOUS PREMOLDED INORGANIC FIBER EXPANSION JOINTS SHALL BE INSTALLED WHERE NEW SIDEWALK OR CURB AND GUTTER OR DRIVEWAY PAVEMENT ABUTS AN EXISTING CONCRETE WALK, DRIVE, OR CURB WHICH IS TO REMAIN IN PLACE, AND AT NOT LESS THAN NINETY FOOT (90') INTERVALS AT LOCATIONS WHERE CURB REPLACEMENT IS IN EXCESS OF NINETY FEET (90'); AT RADIUS POINTS, AT BOTH SIDES OF FRAMES AND GRATES WHICH FALL IN THE CURB; AND AS DIRECTED BY THE ENGINEER.

ALL EXPANSION JOINTS LOCATED IN THE CURB AND GUTTER SHALL HAVE TWO (2) THREE QUARTER INCH (3/4") DIAMETER, SMOOTH, ROUND, EPOXY COATED DOWEL BARS, EIGHTEEN INCHES (18") IN LENGTH, WITH GREASED PLASTIC END CAPS INSERTED TO ALLOW THE CURB AND GUTTER TO EXPAND AND CONTRACT LATERALLY. CONTRACTION JOINTS SHALL BE TOOLED INTO THE CURB AND GUTTER AT INTERVALS NOT TO EXCEED FIFTEEN FEET (15'). THESE CONTRACTION JOINTS SHALL BE SAW CUT TO A DEPTH OF TWO INCHES (2") WITHIN TWENTY-FOUR (24) HOURS OF CONCRETE PLACEMENT. THE COST OF THE ABOVE WORK SHALL BE INCLUDED IN THE RESPECTIVE ITEMS FOR CONCRETE INSTALLATION.

CURB AND GUTTER REMOVAL

THE COSTS FOR REMOVAL OF ANY ASPHALT OVERLAY THAT EXTENDS INTO THE GUTTER PORTION OF THE CURB AND GUTTER WILL BE INCLUDED IN THE PRICE FOR COMBINATION CURB AND GUTTER REMOVAL.

REVISION:

HANCOCK ENGINEERING ♦ Civil Engineers ♦ Municipal Consultants ♦ Established 1911
933 Roosevelt Road
Westchester, Illinois 60591-2798
Phone: 708/864-0300
Fax: 708/864-1212

VILLAGE OF WESTCHESTER
ROOSEVELT ROAD (FAP 347)
BEAUTIFICATION PROJECT
ROADWAY DETAILS

DRAWN BY: MK
CHECKED BY: JCG
DATE: 04/15/09

SCALE: NONE