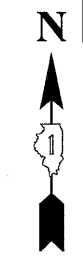
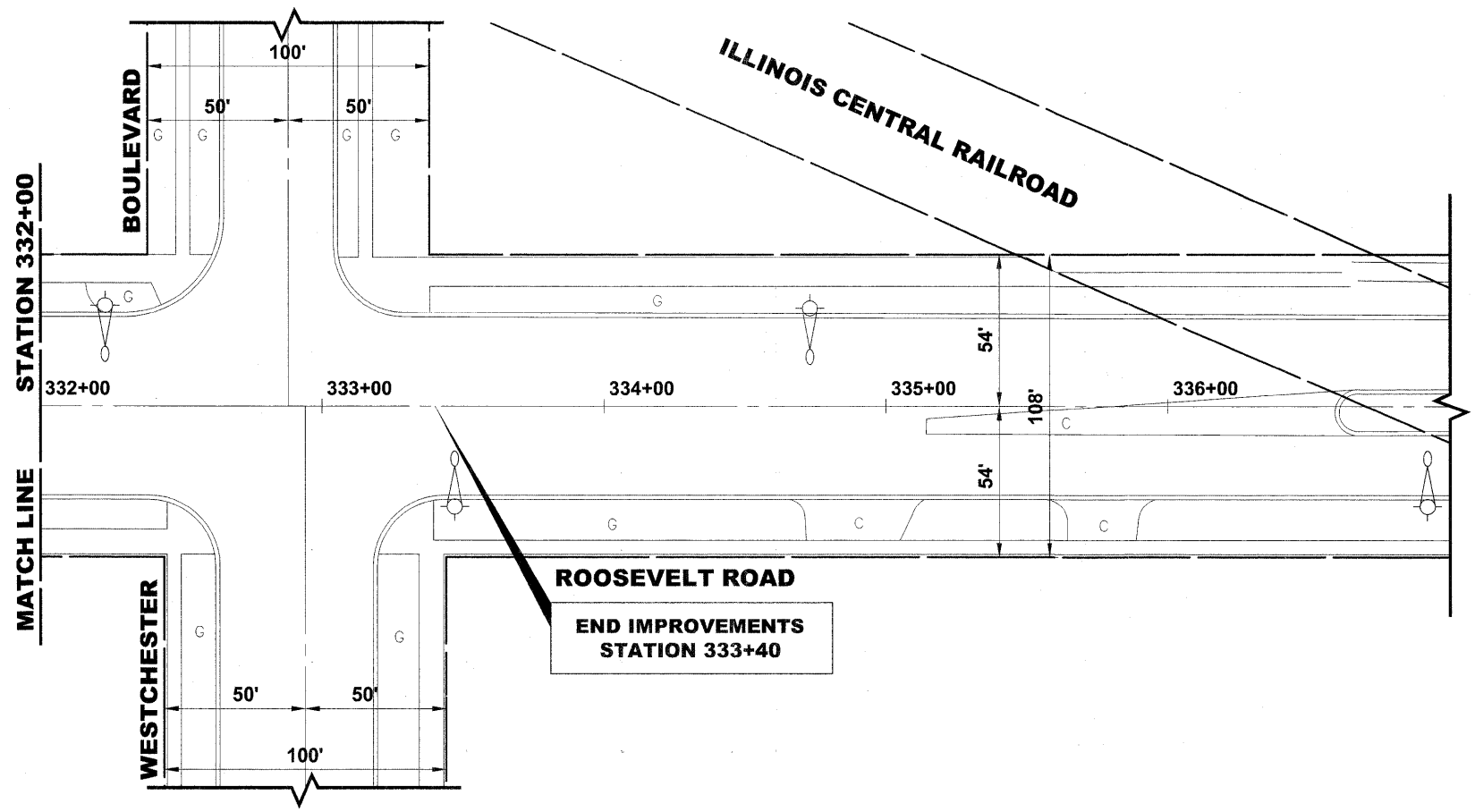


ROUTE NO.	SECTION	COUNTY	TOTAL SHEETS	SHEET NO.
FAP 347	06-00071-00-SW	COOK	17	13
ILLINOIS PROJECT		TE-00D1(773)		
VILLAGE SECTION		CONTRACT NO. 63183		



LEGEND OF SYMBOLS	
	PROPOSED 100 WATT HIGH PRESSURE SODIUM PEDESTRIAN POST TOP LUMINAIRE @ 16' HEIGHT (VILLAGE)
	PROPOSED 310 WATT HIGH PRESSURE SODIUM, 240V, LUMINAIRE @ 40' MAST HEIGHT AND 8' MAST ARM (IDOT)
	PROPOSED GROUND ROD
	EXISTING 310 WATT HIGH PRESSURE SODIUM, 240V, LUMINAIRE @ 40' MAST HEIGHT AND 8' MAST ARM (IDOT)
	EXISTING 250 WATT HIGH PRESSURE SODIUM, 240V, LUMINAIRE @ 30' MAST HEIGHT AND 8' MAST ARM (VILLAGE)
	PROPOSED UNIT DUCT WITH 2-1/C No. 6 & 1-1/C No. 8 GROUND, 600V (XLP-(TYPE USE), 1" DIAMETER, BORED & PULLED (VILLAGE)
	UNIT DUCT WITH 3-1/C No. 4 & 1-1/C No. 6 GROUND, 1 1/4" DIAMETER, BORED & PULLED (IDOT)
	PROPOSED 2" DIAMETER RIGID GALVANIZED STEEL CONDUIT, PUSHED (VILLAGE)
	CONTROLLER IDENTIFICATION (TYP.)
	CIRCUIT NUMBER (TYP.)
	POLE NUMBER (TYP.)
	SET BACK FROM FROM EDGE OF CURB/PAVEMENT TO CENTER OF POLE (TYP.)
	STATION NUMBER (TYP.)



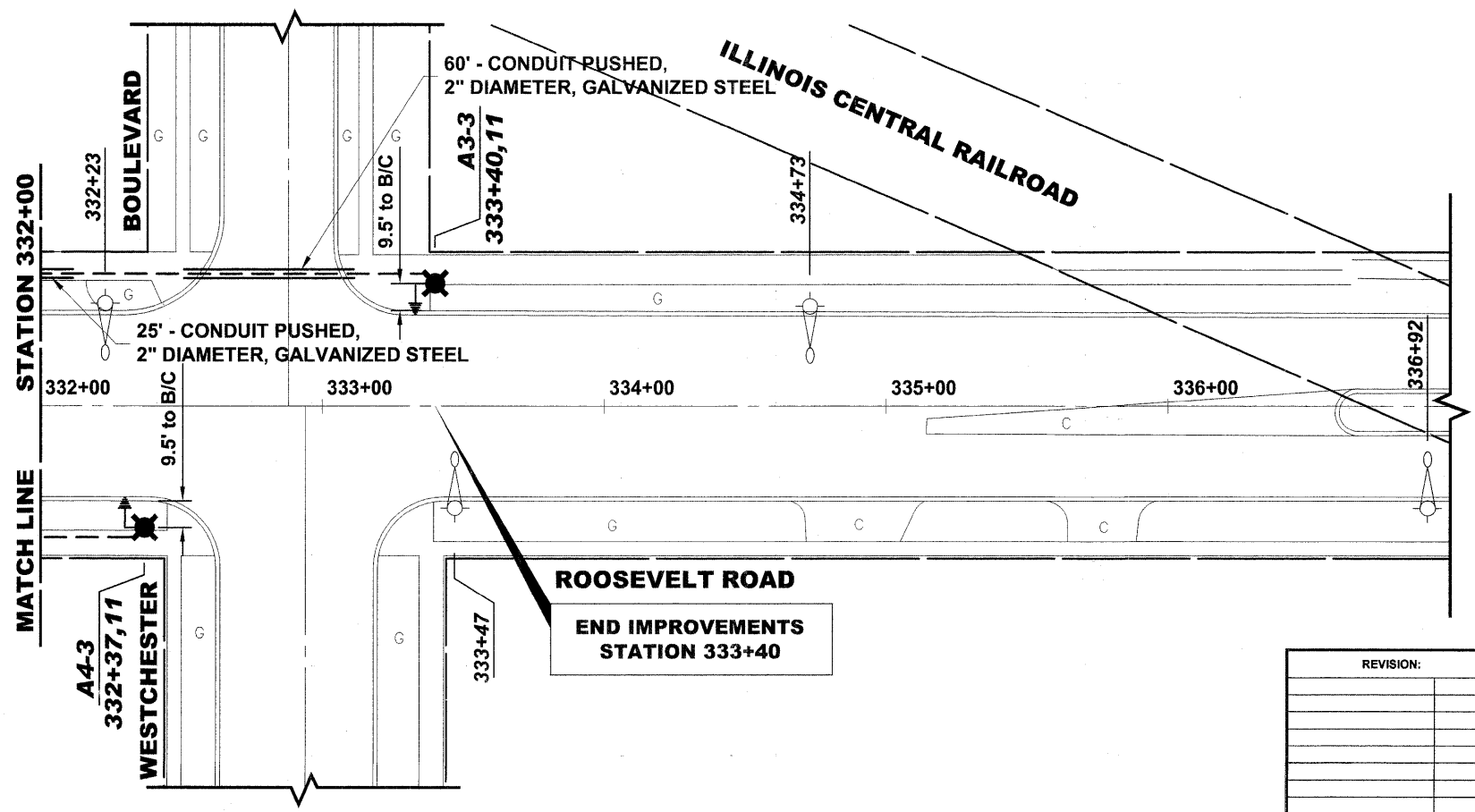
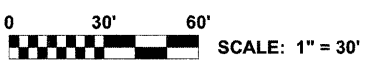
**EXISTING TOPOGRAPHY**

**LIGHTING GENERAL NOTES**

- ALL LIGHTING UNITS SHALL BE LABELED AS DIRECTED BY THE ENGINEER. LIGHTING UNIT NUMBERING SHALL BE AS SHOWN ON THE PLANS OR AS DIRECTED BY THE ENGINEER.
- CONTRACTOR SHALL BE RESPONSIBLE TO COORDINATE ELECTRICAL WORK WITH OTHER TRADES.
- AFTER UNIT DUCT IS INSTALLED, FOUNDATION RACEWAYS SHALL BE FILLED WITH FINE AGGREGATE ACCORDING TO ARTICLE 836.03. A STAINLESS STEEL SCREEN SHALL BE INSTALLED TO SEAL THE OPENING BELOW THE POLE BASE FROM RODENT ENTRY.
- ALL THREADS OF BOLTS SHALL BE COATED WITH A NON-LEAD BASED ANTI-SIEZE COMPOUND PRIOR TO ASSEMBLY.
- THE CONTRACTOR SHALL BE RESPONSIBLE FOR PROTECTING UTILITY PROPERTY FROM CONSTRUCTION OPERATIONS AS OUTLINED IN ARTICLE 107.31 OF THE STANDARD SPECIFICATIONS. THE JULIE NUMBER IS 811. A MINIMUM OF FORTY- EIGHT (48) HOURS ADVANCE NOTICE ID REQUIRED.

MEMBERS OF JULIE KNOWN TO BE WITHIN THE LIMITS OF IMPROVEMENT:  
ROOSEVELT ROAD (FAP 347) FROM MANNHEIM ROAD TO WESTCHESTER BOULEVARD

- COMMONWEALTH EDISON
- NICOR
- VILLAGE OF WESTCHESTER
- AMERITECH
- ILLINOIS DEPARTMENT OF TRANSPORTATION



**PROPOSED IMPROVEMENTS**

REVISION:

**HANCOCK ENGINEERING** ♦ Civil Engineers ♦ Municipal Consultants ♦ Established 1911

VILLAGE OF WESTCHESTER  
**ROOSEVELT ROAD (FAP 347)  
BEAUTIFICATION PROJECT  
LIGHTING PLAN**

DRAWN BY: MK  
CHECKED BY: JCG  
DATE: 04/15/09

SCALE: 1"=30'

Drawing file: W:\Projects\83806263 - Roosevelt Rd IPEP\Roosevelt\_Rd\_IPEP.dwg May 28, 2009 - 1:37pm