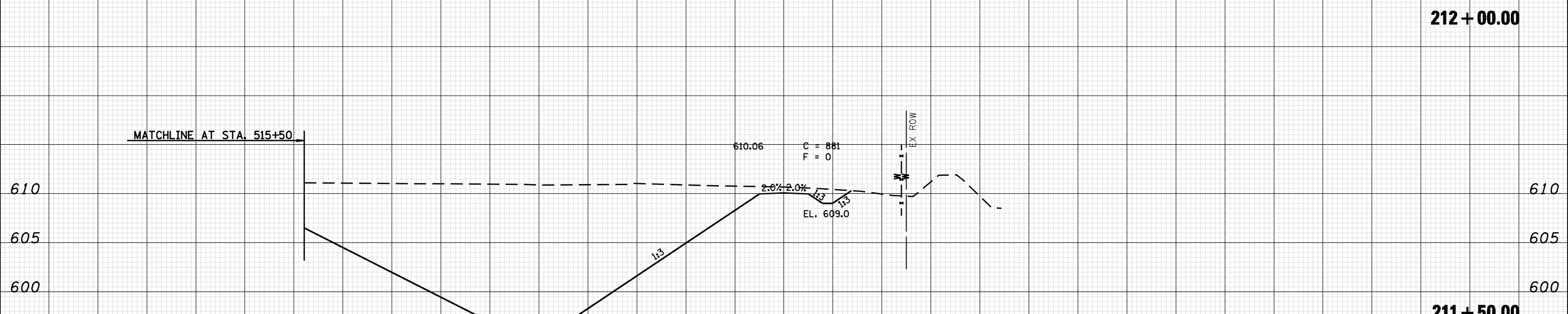
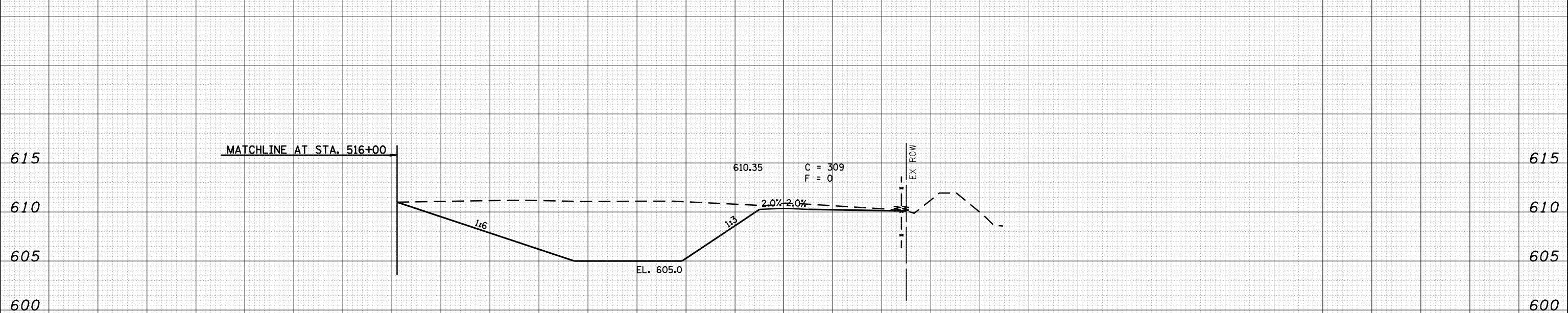
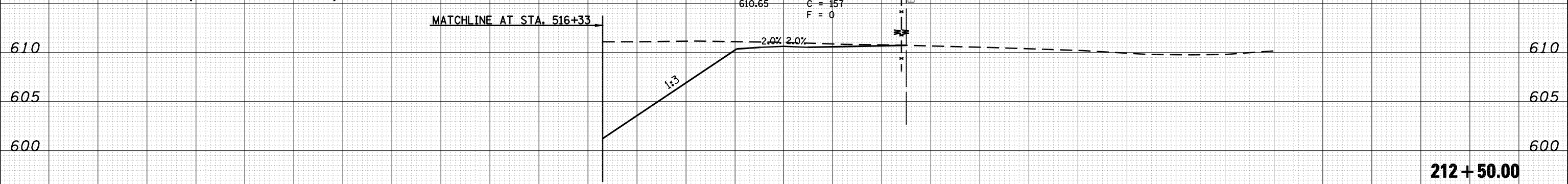


STA. 212 + 89.77 (S.E. ACCESS ROAD) =
STA. 516 + 33.12 (E. ACCESS ROAD)

STA. 421 + 76.96 (I-72) END WOVEN WIRE FENCE 4"
SUMMIT - STA. 212 + 50 RT.



DATE	
BY	
SURVEYED	
PLOTTED	
TEMPLATE	
AREAS	
CHECKED	
FINAL SURVEY	
NOTE BOOK	
NO.	

DATE	
BY	
SURVEYED	
PLOTTED	
TEMPLATE	
AREAS	
CHECKED	
ORIGINAL SURVEY	
NOTE BOOK	
NO.	