

If you plan to submit a bid directly to the Department of Transportation

PREQUALIFICATION

Any contractor who desires to become pre-qualified to bid on work advertised by IDOT must submit the properly completed pre-qualification forms to the Bureau of Construction no later than 4:30 p.m. prevailing time twenty-one days prior to the letting of interest. This pre-qualification requirement applies to first time contractors, contractors renewing expired ratings, contractors maintaining continuous pre-qualification or contractors requesting revised ratings. To be eligible to bid, existing pre-qualification ratings must be effective through the date of letting.

REQUESTS FOR AUTHORIZATION TO BID

Contractors wanting to bid on items included in a particular letting must submit the properly completed "Request for Authorization to Bid/or Not For Bid Status" (BDE 124INT) and the ORIGINAL "Affidavit of Availability" (BC 57) to the proper office no later than 4:30 p.m. prevailing time, three (3) days prior to the letting date.

WHO CAN BID ?

Bids will be accepted from only those companies that request and receive written **Authorization to Bid** from IDOT's Central Bureau of Construction.

WHAT CONSTITUTES WRITTEN AUTHORIZATION TO BID?: When a prospective prime bidder submits a "Request for Authorization to Bid/or Not For Bid Status"(BDE 124INT) he/she must indicate at that time which items are being requested For Bidding purposes. Only those items requested For Bidding will be analyzed. After the request has been analyzed, the bidder will be issued a **Proposal Denial and/or Authorization Form**, approved by the Central Bureau of Construction, that indicates which items have been approved For Bidding. If **Authorization to Bid** cannot be approved, the **Proposal Denial and/or Authorization Form** will indicate the reason for denial.

ABOUT AUTHORIZATION TO BID: Firms that have not received an authorization form within a reasonable time of complete and correct original document submittal should contact the department as to status. This is critical in the week before the letting. These documents must be received three days before the letting date. Firms unsure as to authorization status should call the Prequalification Section of the Bureau of Construction at the number listed at the end of these instructions.

ADDENDA AND REVISIONS: It is the contractor's responsibility to determine which, if any, addenda or revisions pertain to any project they may be bidding. Failure to incorporate all relevant addenda or revisions may cause the bid to be declared unacceptable.

Each addendum will be placed with the contract number. Addenda and revisions will also be placed on the Addendum/Revision Checklist and each subscription service subscriber will be notified by e-mail of each addendum and revision issued.

The Internet is the Department's primary way of doing business. The subscription server e-mails are an added courtesy the Department provides. It is suggested that bidders check IDOT's website at <http://www.dot.il.gov/desenv/delett.html> before submitting final bid information.

IDOT IS NOT RESPONSIBLE FOR ANY E-MAIL FAILURES.

Addenda Questions may be directed to the Contracts Office at (217)782-7806 or D&Econtracts@dot.il.gov

Technical Questions about downloading these files may be directed to Tim Garman (217)524-1642 or Timothy.Garman@illinois.gov.

WHAT MUST BE INCLUDED WHEN BIDS ARE SUBMITTED?: Bidders need not return the entire proposal when bids are submitted. That portion of the proposal that must be returned includes the following:

1. All documents from the Proposal Cover Sheet through the Proposal Bid Bond
2. Other special documentation and/or information that may be required by the contract special provisions

All proposal documents, including Proposal Guaranty Checks or Proposal Bid Bonds, should be stapled together to prevent loss when bids are processed by IDOT personnel.

ABOUT SUBMITTING BIDS: It is recommended that bidders deliver bids in person to insure they arrive at the proper location prior to the time specified for the receipt of bids. Any bid received at the place of letting after the time specified will not be accepted.

WHO SHOULD BE CALLED IF ASSISTANCE IS NEEDED?

Questions Regarding	Call
Prequalification and/or Authorization to Bid	217/782-3413
Preparation and submittal of bids	217/782-7806
Mailing of plans and proposals	217/782-7806

ADDENDUMS AND REVISIONS TO THE PROPOSAL FORMS

Planholders should verify that they have received and incorporated any addendum and/or revision prior to submitting their bid. Failure by the bidder to include an addendum or revision could result in a bid being rejected as irregular.

RETURN WITH BID

159

Proposal Submitted By
Name
Address
City

Letting July 31, 2009

BIDDERS NEED NOT RETURN THE ENTIRE PROPOSAL
(See instructions inside front cover)

NOTICE TO PROSPECTIVE BIDDERS

This proposal can be used for bidding purposes by only those companies that request and receive written AUTHORIZATION TO BID from IDOT's Central Bureau of Construction.
(SEE INSTRUCTIONS ON THE INSIDE OF COVER)

**Notice To Bidders,
Specifications,
Proposal, Contract
and Contract Bond**



**Illinois Department
of Transportation**

Springfield, Illinois 62764

**Contract No. 88679
PEORIA County
Section 125W-1,RS-2
Route FAP 646
Project ACF-646(071)
District 4 Construction Funds**

PLEASE MARK THE APPROPRIATE BOX BELOW:

- A Bid Bond is included.
- A Cashier's Check or a Certified Check is included

Prepared by

Checked by

F

(Printed by authority of the State of Illinois)

INSTRUCTIONS

ABOUT IDOT PROPOSALS: All proposals issued by IDOT are potential bidding proposals. Each proposal contains all Certifications and Affidavits, a Proposal Signature Sheet and a Proposal Bid Bond required for Prime Contractors to submit a bid after written **Authorization to Bid** has been issued by IDOT's Central Bureau of Construction.

WHO CAN BID?: Bids will be accepted from only those companies that request and receive written **Authorization to Bid** from IDOT's Central Bureau of Construction. To request authorization, a potential bidder must complete and submit Part B of the Request for Authorization to Bid/or Not For Bid Status form (BDE 124 INT) and submit an original Affidavit of Availability (BC 57).

WHAT CONSTITUTES WRITTEN AUTHORIZATION TO BID?: When a prospective prime bidder submits a "Request for Proposal Forms and Plans" he/she must indicate at that time which items are being requested For Bidding purposes. Only those items requested For Bidding will be analyzed. After the request has been analyzed, the bidder will be issued a **Proposal Denial and/or Authorization Form**, approved by the Central Bureau of Construction, that indicates which items have been approved For Bidding. If **Authorization to Bid** cannot be approved, the **Proposal Denial and/or Authorization Form** will indicate the reason for denial. If a contractor has requested to bid but has not received a **Proposal Denial and/or Authorization Form**, they should contact the Central Bureau of Construction in advance of the letting date.

WHAT MUST BE INCLUDED WHEN BIDS ARE SUBMITTED?: Bidders need not return the entire proposal when bids are submitted. That portion of the proposal that must be returned includes the following:

1. All documents from the Proposal Cover Sheet through the Proposal Bid Bond
2. Other special documentation and/or information that may be required by the contract special provisions

All proposal documents, including Proposal Guaranty Checks or Proposal Bid Bonds, should be stapled together to prevent loss when bids are processed by IDOT personnel.

ABOUT SUBMITTING BIDS: It is recommended that bidders deliver bids in person to insure they arrive at the proper location prior to the time specified for the receipt of bids. Any bid received at the place of letting after the time specified will not be accepted.

WHO SHOULD BE CALLED IF ASSISTANCE IS NEEDED?

Questions Regarding	Call
Prequalification and/or Authorization to Bid	217/782-3413
Preparation and submittal of bids	217/782-7806
Mailing of CD-ROMS	217/782-7806

RETURN WITH BID



PROPOSAL

TO THE DEPARTMENT OF TRANSPORTATION

1. Proposal of _____

Taxpayer Identification Number (Mandatory) _____

for the improvement identified and advertised for bids in the Invitation for Bids as:

**Contract No. 88679
PEORIA County
Section 125W-1,RS-2
Project ACF-646(071)
Route FAP 646
District 4 Construction Funds**

This project consists of widening IL Route 40 from two lanes to four lanes and reconstructing or relocating sideroads including constructing new service roads to control access, located south of the Hickory Grove Road/IL Route 40 intersection and continues northerly to a point north of Cedar Hills Drive for a distance of 1.59 miles.

2. The undersigned bidder will furnish all labor, material and equipment to complete the above described project in a good and workmanlike manner as provided in the contract documents provided by the Department of Transportation. This proposal will become part of the contract and the terms and conditions contained in the contract documents shall govern performance and payments.

RETURN WITH BID

3. **ASSURANCE OF EXAMINATION AND INSPECTION/WAIVER.** The undersigned further declares that he/she has carefully examined the proposal, plans, specifications, form of contract and contract bond, and special provisions, and that he/she has inspected in detail the site of the proposed work, and that he/she has familiarized themselves with all of the local conditions affecting the contract and the detailed requirements of construction, and understands that in making this proposal he/she waives all right to plead any misunderstanding regarding the same.
4. **EXECUTION OF CONTRACT AND CONTRACT BOND.** The undersigned further agrees to execute a contract for this work and present the same to the department within fifteen (15) days after the contract has been mailed to him/her. The undersigned further agrees that he/she and his/her surety will execute and present within fifteen (15) days after the contract has been mailed to him/her contract bond satisfactory to and in the form prescribed by the Department of Transportation, in the penal sum of the full amount of the contract, guaranteeing the faithful performance of the work in accordance with the terms of the contract.
5. **PROPOSAL GUARANTY.** Accompanying this proposal is either a bid bond on the department form, executed by a corporate surety company satisfactory to the department, or a proposal guaranty check consisting of a bank cashier's check or a properly certified check for not less than 5 per cent of the amount bid or for the amount specified in the following schedule:

<u>Amount of Bid</u>		<u>Proposal Guaranty</u>	<u>Amount of Bid</u>		<u>Proposal Guaranty</u>
Up to	\$5,000	\$150	\$2,000,000	to	\$3,000,000
\$5,000	to	\$300	\$3,000,000	to	\$5,000,000
\$10,000	to	\$1,000	\$5,000,000	to	\$7,500,000
\$50,000	to	\$3,000	\$7,500,000	to	\$10,000,000
\$100,000	to	\$5,000	\$10,000,000	to	\$15,000,000
\$150,000	to	\$7,500	\$15,000,000	to	\$20,000,000
\$250,000	to	\$12,500	\$20,000,000	to	\$25,000,000
\$500,000	to	\$25,000	\$25,000,000	to	\$30,000,000
\$1,000,000	to	\$50,000	\$30,000,000	to	\$35,000,000
\$1,500,000	to	\$75,000	over		\$35,000,000

Bank cashier's checks or properly certified checks accompanying proposals shall be made payable to the Treasurer, State of Illinois, when the state is awarding authority; the county treasurer, when a county is the awarding authority; or the city, village, or town treasurer, when a city, village, or town is the awarding authority.

If a combination bid is submitted, the proposal guaranties which accompany the individual proposals making up the combination will be considered as also covering the combination bid.

The amount of the proposal guaranty check is _____ \$(_____). If this proposal is accepted and the undersigned shall fail to execute a contract bond as required herein, it is hereby agreed that the amount of the proposal guaranty shall become the property of the State of Illinois, and shall be considered as payment of damages due to delay and other causes suffered by the State because of the failure to execute said contract and contract bond; otherwise, the bid bond shall become void or the proposal guaranty check shall be returned to the undersigned.

Attach Cashier's Check or Certified Check Here

In the event that one proposal guaranty check is intended to cover two or more proposals, the amount must be equal to the sum of the proposal guaranties which would be required for each individual proposal. If the guaranty check is placed in another proposal, state below where it may be found.

The proposal guaranty check will be found in the proposal for:

Item _____

Section No. _____

County _____

Mark the proposal cover sheet as to the type of proposal guaranty submitted.

RETURN WITH BID

6. **COMBINATION BIDS.** The undersigned further agrees that if awarded the contract for the sections contained in the following combination, he/she will perform the work in accordance with the requirements of each individual proposal comprising the combination bid specified in the schedule below, and that the combination bid shall be prorated against each section in proportion to the bid submitted for the same. If an error is found to exist in the gross sum bid for one or more of the individual sections included in a combination, the combination bid shall be corrected as provided in the specifications.

When a combination bid is submitted, the schedule below must be completed in each proposal comprising the combination.

If alternate bids are submitted for one or more of the sections comprising the combination, a combination bid must be submitted for each alternate.

Schedule of Combination Bids

Combination No.	Sections Included in Combination	Combination Bid	
		Dollars	Cents

7. **SCHEDULE OF PRICES.** The undersigned bidder submits herewith, in accordance with the rules and instructions, a schedule of prices for the items of work for which bids are sought. The unit prices bid are in U.S. dollars and cents, and all extensions and summations have been made. The bidder understands that the quantities appearing in the bid schedule are approximate and are provided for the purpose of obtaining a gross sum for the comparison of bids. If there is an error in the extension of the unit prices, the unit prices shall govern. Payment to the contractor awarded the contract will be made only for actual quantities of work performed and accepted or materials furnished according to the contract. The scheduled quantities of work to be done and materials to be furnished may be increased, decreased or omitted as provided elsewhere in the contract.
8. **CERTIFICATE OF AUTHORITY.** The undersigned bidder, if a business organized under the laws of another State, assures the Department that it will furnish a copy of its certificate of authority to do business in the State of Illinois with the return of the executed contract and bond. Failure to furnish the certificate within the time provided for execution of an awarded contract may be cause for cancellation of the award and forfeiture of the proposal guaranty to the State.

ILLINOIS DEPARTMENT OF TRANSPORTATION
 SCHEDULE OF PRICES
 CONTRACT
 NUMBER -

88679

State Job # - C-94-101-95
 PPS NBR - 4-01380-0100
 County Name - PEORIA- -
 Code - 143 - -
 District - 4 - -
 Section Number - 125W-1, RS-2

Project Number
ACF-0646/071/

Route
FAP 646

Item Number	Pay Item Description	Unit of Measure	Quantity	x	Unit Price	=	Total Price
A2002016	T-AESCLUSUS GLA 2	EACH	15.000				
A2002816	T-CATALPA SPEC 2	EACH	18.000				
A2002916	T-CELTIS OCCID 2	EACH	12.000				
A2005016	T-GYMNOCLA DIO 2	EACH	44.000				
A2006516	T-QUERCUS BICOL 2	EACH	27.000				
A2006716	T-QUERCUS MACR 2	EACH	10.000				
A2007616	T-TAXODIUM DIS 2	EACH	7.000				
B2000664	T-AMELAN X GF SF 5'	EACH	17.000				
B2001116	T-CERCIS CAN TF 2	EACH	23.000				
B2006364	T-SYRG RET IS CL 5'	EACH	21.000				
D2002760	E-PINUS NIGRA 5'	EACH	89.000				
MX032584	MATL TRANSFER DEVICE	M TON	9,847.000				
MX406772	POL LB MM IL4.75 N50	M TON	720.000				
MX602750	INL-MN G-1 1.2M DIA	EACH	4.000				
MX871055	FOCC62.5/125 MM12SM12	METER	2,831.000				

ILLINOIS DEPARTMENT OF TRANSPORTATION
 SCHEDULE OF PRICES
 CONTRACT
 NUMBER -

88679

State Job # - C-94-101-95
 PPS NBR - 4-01380-0100
 County Name - PEORIA- -
 Code - 143 - -
 District - 4 - -
 Section Number - 125W-1, RS-2

Project Number
 ACF-0646/071/

Route
 FAP 646

Item Number	Pay Item Description	Unit of Measure	Quantity	x	Unit Price	=	Total Price
MX873027	ELCBL C GROUND 6 1C	METER	1,081.000				
MX878030	CONC FDN TY E 900D	METER	36.200				
MZ022800	FENCE REMOVAL	METER	1,490.000				
MZ022820	FENCE RELOCATE	METER	116.000				
M2010110	TREE REMOV 6-15	UNIT	352.000				
M2010210	TREE REMOV OVER 15	UNIT	1,080.000				
M2010500	TREE REMOV HECTARES	HA	0.200				
M2020010	EARTH EXCAVATION	CU M	82,807.000				
M2080150	TRENCH BACKFILL	CU M	216.000				
M2112500	TOPSOIL EXC & PLAC	CU M	12,884.000				
M2500210	SEEDING CL 2A	HA	12.900				
M2500400	NITROGEN FERT NUTR	KG	1,336.000				
M2500500	PHOSPHORUS FERT NUTR	KG	1,336.000				
M2500600	POTASSIUM FERT NUTR	KG	1,336.000				
M2510120	MULCH METHOD 2	M TON	58.700				

ILLINOIS DEPARTMENT OF TRANSPORTATION
 SCHEDULE OF PRICES
 CONTRACT
 NUMBER -

88679

State Job # - C-94-101-95
 PPS NBR - 4-01380-0100
 County Name - PEORIA- -
 Code - 143 - -
 District - 4 - -
 Section Number - 125W-1, RS-2

Project Number
 ACF-0646/071/

Route
 FAP 646

Item Number	Pay Item Description	Unit of Measure	Quantity	x	Unit Price	=	Total Price
M2510630	EROSION CONTR BLANKET	SQ M	25,864.000				
M2520100	SODDING	SQ M	3,455.000				
M2520110	SODDING SALT TOLERANT	SQ M	3,049.000				
M2520200	SUPPLE WATERING	UNIT	293.000				
M2800255	TEMP EROS CONTR SEED	HA	13.100				
M2800400	PERIMETER EROS BAR	METER	8,734.000				
M2810807	STONE DUMP RIP CL A4	M TON	191.000				
M2820200	FILTER FABRIC	SQ M	189.000				
M2850100	FAB FORM CONC REV MAT	SQ M	5,184.000				
M3110300	SUB GRAN MAT A 300	SQ M	38,348.000				
M3110360	SUB GRAN MAT A 360	SQ M	5,036.000				
M3110460	SUB GRAN MAT A 460	SQ M	31,334.000				
M3110610	SUB GRAN MAT A 610	SQ M	2,733.000				
M3550450	HMA BASE CSE 150	SQ M	1,065.000				
M3550500	HMA BASE CSE 200	SQ M	24,038.000				

ILLINOIS DEPARTMENT OF TRANSPORTATION
 SCHEDULE OF PRICES
 CONTRACT
 NUMBER - 88679

State Job # - C-94-101-95
 PPS NBR - 4-01380-0100
 County Name - PEORIA- -
 Code - 143 - -
 District - 4 - -
 Section Number - 125W-1, RS-2

Project Number
 ACF-0646/071/

Route
 FAP 646

Item Number	Pay Item Description	Unit of Measure	Quantity	x	Unit Price	=	Total Price
M3550550	HMA BASE CSE 250	SQ M	570.000				
M3560500	HMA BC WID 200	SQ M	276.000				
M3560550	HMA BC WID 250	SQ M	180.000				
M4021010	AGG SURF CSE B	M TON	900.000				
M4060215	P BIT MATLS PR CT	M TON	193.200				
M4060300	AGG PR CT	M TON	442.000				
M4060400	MIX CR JTS FLANGEWYS	M TON	5.000				
M4060895	CONSTRUC TEST STRIP	EACH	5.000				
M4060982	HMA SURF REM BUTT JT	SQ M	1,005.000				
M4060990	TEMPORARY RAMP	SQ M	167.000				
M4063235	P HMA BC IL19.0 N70	M TON	4,347.000				
M4063540	P HMA SC "D" N70	M TON	9,847.000				
M4075290	HMA PAVT FD 290	SQ M	38,192.000				
M4205200	PROTECTIVE COAT	SQ M	4,372.000				
M4230200	PCC DRIVEWAY PAVT 200	SQ M	644.000				

ILLINOIS DEPARTMENT OF TRANSPORTATION
 SCHEDULE OF PRICES
 CONTRACT
 NUMBER -

88679

State Job # - C-94-101-95
 PPS NBR - 4-01380-0100
 County Name - PEORIA- -
 Code - 143 - -
 District - 4 - -
 Section Number - 125W-1, RS-2

Project Number
 ACF-0646/071/

Route
 FAP 646

Item Number	Pay Item Description	Unit of Measure	Quantity	x	Unit Price	=	Total Price
M4240100	PC CONC SIDEWALK 100	SQ M	66.500				
M4400950	HMA SURF REM VAR DP	SQ M	395.400				
M4402000	PAVEMENT REM	SQ M	25,005.000				
M4402010	DRIVE PAVEMENT REM	SQ M	5,005.000				
M4402040	COMB CURB GUTTER REM	METER	498.000				
M4402050	SIDEWALK REM	SQ M	30.000				
M4402420	MEDIAN REMOVAL	SQ M	42.000				
M4402535	PAVED SHLD REMOVAL SP	SQ M	1,091.000				
M4428020	CL D PATCH T1 200	SQ M	9.900				
M4428220	CL D PATCH T2 200	SQ M	104.000				
M4428240	CL D PATCH T2 300	SQ M	54.100				
M4430020	STRIP REF CR CON TR	METER	1,484.000				
M4812000	AGGREGATE SHLDS B	M TON	1,744.000				
M4812150	AGGREGATE SHLDS B 150	SQ M	7,081.000				
M4820400	HMA SHOULDERS	M TON	201.000				

ILLINOIS DEPARTMENT OF TRANSPORTATION
 SCHEDULE OF PRICES
 CONTRACT
 NUMBER -

88679

State Job # - C-94-101-95
 PPS NBR - 4-01380-0100
 County Name - PEORIA - -
 Code - 143 - -
 District - 4 - -
 Section Number - 125W-1, RS-2

Project Number
 ACF-0646/071/

Route
 FAP 646

Item Number	Pay Item Description	Unit of Measure	Quantity	x	Unit Price	=	Total Price
M4820600	HMA SHOULDERS 200	SQ M	10,668.000				
M5010521	REM EXIST CULVERTS	METER	63.000				
M542E012	END SECTIONS 300	EACH	1.000				
M542E016	END SECTIONS 375	EACH	5.000				
M542E020	END SECTIONS 450	EACH	20.000				
M542E028	END SECTIONS 600	EACH	2.000				
M542E112	PRC FL-END SEC 300	EACH	8.000				
M542E120	PRC FL-END SEC 450	EACH	24.000				
M542E128	PRC FL-END SEC 600	EACH	5.000				
M542E136	PRC FL-END SEC 750	EACH	7.000				
M542E716	PRCF ES AR EQRS 375	EACH	6.000				
M542H030	P CUL CL A 1 450	METER	43.900				
M542H040	P CUL CL A 1 600	METER	4.600				
M542H050	P CUL CL A 1 750	METER	68.100				
M542H425	P CUL CL D 1 375	METER	14.000				

ILLINOIS DEPARTMENT OF TRANSPORTATION
 SCHEDULE OF PRICES
 CONTRACT
 NUMBER -

88679

State Job # - C-94-101-95
 PPS NBR - 4-01380-0100
 County Name - PEORIA - -
 Code - 143 - -
 District - 4 - -
 Section Number - 125W-1, RS-2

Project Number
ACF-0646/071/

Route
FAP 646

Item Number	Pay Item Description	Unit of Measure	Quantity	x	Unit Price	=	Total Price
M542H430	P CUL CL D 1 450	METER	83.600				
M542I030	P CUL CL A 2 450	METER	141.500				
M542I040	P CUL CL A 2 600	METER	127.500				
M542I050	P CUL CL A 2 750	METER	65.000				
M542I430	P CUL CL D 2 450	METER	43.500				
M542I440	P CUL CL D 2 600	METER	26.500				
M542J040	P CUL CL A 3 600	METER	62.000				
M542T415	P CUL CL D 1 300 TEM	METER	39.000				
M542T425	P CUL CL D 1 450 TEM	METER	51.100				
M542T440	P CUL CL D 1 750 TEM	METER	20.000				
M542U425	P CUL CL D 2 450 TEM	METER	29.000				
M542U440	P CUL CL D 2 750 TEM	METER	20.600				
M5422105	P CUL 1 RC-A ERS 375	METER	22.000				
M5500030	STORM SEW CL A 1 300	METER	110.000				
M5500050	STORM SEW CL A 1 450	METER	69.000				

ILLINOIS DEPARTMENT OF TRANSPORTATION
 SCHEDULE OF PRICES
 CONTRACT
 NUMBER -

88679

State Job # - C-94-101-95
 PPS NBR - 4-01380-0100
 County Name - PEORIA- -
 Code - 143 - -
 District - 4 - -
 Section Number - 125W-1, RS-2

Project Number
 ACF-0646/071/

Route
 FAP 646

Item Number	Pay Item Description	Unit of Measure	Quantity	x	Unit Price	=	Total Price
M5500430	STORM SEW CL A 2 300	METER	47.000				
M5500440	STORM SEW CL A 2 375	METER	171.000				
M5500450	STORM SEW CL A 2 450	METER	44.000				
M6010605	PIPE UNDERDRAINS 100	METER	4,073.000				
M6010705	PIPE UNDERDRN 100 SP	METER	144.500				
M6021410	MAN A 1.2D T1F CL	EACH	4.000				
M6021511	MAN A 1.2D/MI 604101	EACH	1.000				
M6021610	MAN A 1.5D T1F CL	EACH	1.000				
M6021716	MAN A 1.5D/MI 604106	EACH	2.000				
M6021810	MAN A 1.8D T1F CL	EACH	1.000				
M6060290	CONC GUTTER TB	METER	97.000				
M6060700	COMB CC&G TB15.60	METER	2,443.000				
M6690200	NON SPL WASTE DISPOSL	CU M	640.000				
M6690205	SPL WASTE DISPOSAL	CU M	1,384.000				
M7030100	SHORT-TERM PAVT MKING	METER	2,866.000				

ILLINOIS DEPARTMENT OF TRANSPORTATION
 SCHEDULE OF PRICES
 CONTRACT
 NUMBER -

88679

State Job # - C-94-101-95
 PPS NBR - 4-01380-0100
 County Name - PEORIA- -
 Code - 143 - -
 District - 4 - -
 Section Number - 125W-1, RS-2

Project Number
ACF-0646/071/

Route
FAP 646

Item Number	Pay Item Description	Unit of Measure	Quantity	x	Unit Price	=	Total Price
M7030210	TEMP PVT MK LTR & SYM	SQ M	100.720				
M7030220	TEMP PVT MK LINE 100	METER	22,412.000				
M7030240	TEMP PVT MK LINE 150	METER	1,477.300				
M7030250	TEMP PVT MK LINE 200	METER	1,424.300				
M7030260	TEMP PVT MK LINE 300	METER	787.700				
M7030280	TEMP PVT MK LINE 600	METER	179.300				
M7031000	WORK ZONE PAVT MK REM	SQ M	317.900				
M7200100	SIGN PANEL T1	SQ M	44.800				
M7300100	WOOD SIN SUPPORT	METER	235.800				
M7800100	THPL PVT MK LTR & SYM	SQ M	100.700				
M7800105	THPL PVT MK LINE 100	METER	22,412.000				
M7800115	THPL PVT MK LINE 150	METER	52.000				
M7800120	THPL PVT MK LINE 200	METER	1,424.000				
M7800125	THPL PVT MK LINE 300	METER	788.000				
M7800140	THPL PVT MK LINE 600	METER	179.300				

ILLINOIS DEPARTMENT OF TRANSPORTATION
 SCHEDULE OF PRICES
 CONTRACT
 NUMBER -

88679

State Job # - C-94-101-95
 PPS NBR - 4-01380-0100
 County Name - PEORIA- -
 Code - 143 - -
 District - 4 - -
 Section Number - 125W-1, RS-2

Project Number
 ACF-0646/071/

Route
 FAP 646

Item Number	Pay Item Description	Unit of Measure	Quantity	x	Unit Price	=	Total Price
M7800355	PREF PL PM TB INL 100	METER	351.400				
M7800365	PREF PL PM TB INL 150	METER	1,074.000				
M7830100	PAVT MARKING REMOVAL	SQ M	178.000				
M8100260	CON T 50 PVC	METER	2,452.000				
M8100280	CON T 75 PVC	METER	115.500				
M8100290	CON T 90 PVC	METER	44.500				
M8101470	CON P 75 PVC	METER	119.000				
M8101480	CON P 90 PVC	METER	70.000				
M8170040	EC C XLP USE 1C 6	METER	2,323.000				
M8190200	TR & BKFIL F ELECT WK	METER	2,612.000				
M8731220	ELCBL C SIGNAL 14 3C	METER	126.000				
M8731240	ELCBL C SIGNAL 14 5C	METER	396.000				
M8731250	ELCBL C SIGNAL 14 7C	METER	1,251.000				
M8731510	ELCBL C LEAD 18 3PR	METER	2,918.000				
M8770750	STL COMB MAA&P 10.36	EACH	2.000				

ILLINOIS DEPARTMENT OF TRANSPORTATION
 SCHEDULE OF PRICES
 CONTRACT
 NUMBER -

88679

State Job # - C-94-101-95
 PPS NBR - 4-01380-0100
 County Name - PEORIA- -
 Code - 143 - -
 District - 4 - -
 Section Number - 125W-1, RS-2

Project Number
 ACF-0646/071/

Route
 FAP 646

Item Number	Pay Item Description	Unit of Measure	Quantity	x	Unit Price	=	Total Price
M8770755	STL COMB MAA&P 10.97	EACH	2.000				
M8770770	STL COMB MAA&P 12.80	EACH	1.000				
M8770780	STL COMB MAA&P 15.24	EACH	7.000				
M8780200	CONC FDN TY D	METER	3.300				
M8780400	CONC FDN TY E 750D	METER	16.400				
M8860100	DET LOOP T1	METER	1,203.000				
XX005703	REMOV EX TS EQUIP SPL	L SUM	1.000				
X0322986	MICROWAVE DET UNIT	EACH	2.000				
X0325591	FUR REPL PARTS EQUIP	L SUM	1.000				
X0325977	TEMP TR SIG INSTAL L1	EACH	1.000				
X0325978	TEMP TR SIG INSTAL L2	EACH	1.000				
X5013800	PIPE CULVERT REMOV	EACH	43.000				
X8250208	LT CONT PC RELAY IO	EACH	1.000				
Z0007601	BLDG REMOV NO 1	L SUM	1.000				
Z0013798	CONSTRUCTION LAYOUT	L SUM	1.000				

ILLINOIS DEPARTMENT OF TRANSPORTATION
 SCHEDULE OF PRICES
 CONTRACT
 NUMBER -

88679

State Job # - C-94-101-95
 PPS NBR - 4-01380-0100
 County Name - PEORIA- -
 Code - 143 - -
 District - 4 - -
 Section Number - 125W-1, RS-2

Project Number
 ACF-0646/071/

Route
 FAP 646

Item Number	Pay Item Description	Unit of Measure	Quantity	x	Unit Price	=	Total Price
Z0023600	FILL EXIST CULVERTS	EACH	2.000				
Z0049901	R&D NON-FR ASB BLD 1	L SUM	1.000				
Z0076600	TRAINEES	HOUR	1,500.000		0.800		1,200.000
28000300	TEMP DITCH CHECKS	EACH	115.000				
28000500	INLET & PIPE PROTECT	EACH	111.000				
40702700	FURNISH PROFILOGRAPH	L SUM	1.000				
54244405	FL INLT BX MED 542546	EACH	2.000				
54246405	INLET BOX 542531	EACH	1.000				
54248515	CONCRETE COLLAR	EACH	1.000				
60100060	CONC HDWL FOR P DRAIN	EACH	27.000				
60240305	INLETS TB T10F&G	EACH	2.000				
60241800	INLETS TG-1	EACH	17.000				
66600105	FUR ERECT ROW MARKERS	EACH	106.000				
66700205	PERM SURV MKRS T1	EACH	10.000				
66900450	SPL WASTE PLNS/REPORT	L SUM	1.000				

ILLINOIS DEPARTMENT OF TRANSPORTATION
 SCHEDULE OF PRICES
 CONTRACT
 NUMBER -

88679

State Job # - C-94-101-95
 PPS NBR - 4-01380-0100
 County Name - PEORIA- -
 Code - 143 - -
 District - 4 - -
 Section Number - 125W-1, RS-2

Project Number
 ACF-0646/071/

Route
 FAP 646

Item Number	Pay Item Description	Unit of Measure	Quantity	x	Unit Price	=	Total Price
66900530	SOIL DISPOSAL ANALY	EACH	1.000				
67000400	ENGR FIELD OFFICE A	CAL MO	20.000				
67000600	ENGR FIELD LAB	CAL MO	20.000				
67201100	SEAL ABAN MONIT WELLS	EACH	3.000				
70100450	TRAF CONT-PROT 701201	L SUM	1.000				
70100460	TRAF CONT-PROT 701306	L SUM	1.000				
70100500	TRAF CONT-PROT 701326	L SUM	1.000				
70100600	TRAF CONT-PROT 701336	L SUM	1.000				
70102625	TR CONT & PROT 701606	L SUM	1.000				
70103815	TR CONT SURVEILLANCE	CAL DA	200.000				
70106800	CHANGEABLE MESSAGE SN	CAL MO	40.000				
78100100	RAISED REFL PAVT MKR	EACH	670.000				
78300200	RAISED REF PVT MK REM	EACH	50.000				
80500200	SERV INSTALL TY B	EACH	3.000				
81400700	HANDHOLE PCC	EACH	27.000				

ILLINOIS DEPARTMENT OF TRANSPORTATION
 SCHEDULE OF PRICES
 CONTRACT
 NUMBER -

88679

State Job # - C-94-101-95
 PPS NBR - 4-01380-0100
 County Name - PEORIA- -
 Code - 143 - -
 District - 4 - -
 Section Number - 125W-1, RS-2

Project Number
 ACF-0646/071/

Route
 FAP 646

Item Number	Pay Item Description	Unit of Measure	Quantity	x	Unit Price	=	Total Price
81400720	DBL HANDHOLE PCC	EACH	3.000				
82102400	LUM SV HOR MT 400W	EACH	12.000				
82500605	LT CONTROL PC RELAY	EACH	2.000				
85700205	FAC T4 CAB SPL	EACH	3.000				
88030020	SH LED 1F 3S MAM	EACH	19.000				
88030050	SH LED 1F 3S BM	EACH	2.000				
88030080	SH LED 1F 4S MAM	EACH	10.000				
88030100	SH LED 1F 5S BM	EACH	10.000				
88102710	PED SH LED 1F BM	EACH	2.000				
88102740	PED SH LED 2F BM	EACH	1.000				
88200310	TS BACKPLATE LOU PLAS	EACH	29.000				
88500100	INDUCTIVE LOOP DETECT	EACH	32.000				
88800100	PED PUSH-BUTTON	EACH	4.000				
89502380	REMOV EX HANDHOLE	EACH	9.000				
89502385	REMOV EX CONC FDN	EACH	9.000				

CONTRACT NUMBER 88679

THIS IS THE TOTAL BID \$ _____

NOTES:

1. Each PAY ITEM should have a UNIT PRICE and a TOTAL PRICE.
2. The UNIT PRICE shall govern if no TOTAL PRICE is shown or if there is a discrepancy between the product of the UNIT PRICE multiplied by the QUANTITY.
3. If a UNIT PRICE is omitted, the TOTAL PRICE will be divided by the QUANTITY in order to establish a UNIT PRICE.
4. A bid may be declared UNACCEPTABLE if neither a unit price nor a total price is shown.

RETURN WITH BID

STATE REQUIRED ETHICAL STANDARDS GOVERNING CONTRACT PROCUREMENT: ASSURANCES, CERTIFICATIONS AND DISCLOSURES

I. GENERAL

A. Article 50 of the Illinois Procurement Code establishes the duty of all State chief procurement officers, State purchasing officers, and their designees to maximize the value of the expenditure of public moneys in procuring goods, services, and contracts for the State of Illinois and to act in a manner that maintains the integrity and public trust of State government. In discharging this duty, they are charged by law to use all available information, reasonable efforts, and reasonable actions to protect, safeguard, and maintain the procurement process of the State of Illinois.

B. In order to comply with the provisions of Article 50 and to carry out the duty established therein, all bidders are to adhere to ethical standards established for the procurement process, and to make such assurances, disclosures and certifications required by law. By execution of the Proposal Signature Sheet, the bidder indicates that each of the mandated assurances has been read and understood, that each certification is made and understood, and that each disclosure requirement has been understood and completed.

C. In addition to all other remedies provided by law, failure to comply with any assurance, failure to make any disclosure or the making of a false certification shall be grounds for termination of the contract and the suspension or debarment of the bidder.

II. ASSURANCES

A. The assurances hereinafter made by the bidder are each a material representation of fact upon which reliance is placed should the Department enter into the contract with the bidder. The Department may terminate the contract if it is later determined that the bidder rendered a false or erroneous assurance, and the surety providing the performance bond shall be responsible for the completion of the contract.

B. Felons

1. The Illinois Procurement Code provides:

Section 50-10. Felons. Unless otherwise provided, no person or business convicted of a felony shall do business with the State of Illinois or any state agency from the date of conviction until 5 years after the date of completion of the sentence for that felony, unless no person held responsible by a prosecutorial office for the facts upon which the conviction was based continues to have any involvement with the business.

2. The bidder assures the Department that the award and execution of the contract would not cause a violation of Section 50-10.

C. Conflicts of Interest

1. The Illinois Procurement Code provides in pertinent part:

Section 50-13. Conflicts of Interest.

(a) Prohibition. It is unlawful for any person holding an elective office in this State, holding a seat in the General Assembly, or appointed to or employed in any of the offices or agencies of state government and who receives compensation for such employment in excess of 60% of the salary of the Governor of the State of Illinois, or who is an officer or employee of the Capital Development Board or the Illinois Toll Highway Authority, or who is the spouse or minor child of any such person to have or acquire any contract, or any direct pecuniary interest in any contract therein, whether for stationery, printing, paper, or any services, materials, or supplies, that will be wholly or partially satisfied by the payment of funds appropriated by the General Assembly of the State of Illinois or in any contract of the Capital Development Board or the Illinois Toll Highway authority.

(b) Interests. It is unlawful for any firm, partnership, association or corporation, in which any person listed in subsection (a) is entitled to receive (i) more than 7 1/2% of the total distributable income or (ii) an amount in excess of the salary of the Governor, to have or acquire any such contract or direct pecuniary interest therein.

(c) Combined interests. It is unlawful for any firm, partnership, association, or corporation, in which any person listed in subsection (a) together with his or her spouse or minor children is entitled to receive (i) more than 15%, in the aggregate, of the total distributable income or (ii) an amount in excess of 2 times the salary of the Governor, to have or acquire any such contract or direct pecuniary interest therein.

(d) Securities. Nothing in this Section invalidates the provisions of any bond or other security previously offered or to be offered for sale or sold by or for the State of Illinois.

(e) Prior interests. This Section does not affect the validity of any contract made between the State and an officer or employee of the State or member of the General Assembly, his or her spouse, minor child or any combination of those persons if that contract was in existence before his or her election or employment as an officer, member, or employee. The contract is voidable, however, if it cannot be completed within 365 days after the officer, member, or employee takes office or is employed.

The current salary of the Governor is \$177,412.00. Sixty percent of the salary is \$106,447.20.

RETURN WITH BID

2. The bidder assures the Department that the award and execution of the contract would not cause a violation of Section 50-13, or that an effective exemption has been issued by the Board of Ethics to any individual subject to the Section 50-13 prohibitions pursuant to the provisions of Section 50-20 of the Code and Executive Order Number 3 (1998). Information concerning the exemption process is available from the Department upon request.

D. Negotiations

1. The Illinois Procurement Code provides in pertinent part:

Section 50-15. Negotiations.

(a) It is unlawful for any person employed in or on a continual contractual relationship with any of the offices or agencies of State government to participate in contract negotiations on behalf of that office or agency with any firm, partnership, association, or corporation with whom that person has a contract for future employment or is negotiating concerning possible future employment.

2. The bidder assures the Department that the award and execution of the contract would not cause a violation of Section 50-15, and that the bidder has no knowledge of any facts relevant to the kinds of acts prohibited therein.

E. Inducements

1. The Illinois Procurement Code provides:

Section 50-25. Inducement. Any person who offers or pays any money or other valuable thing to any person to induce him or her not to bid for a State contract or as recompense for not having bid on a State contract is guilty of a Class 4 felony. Any person who accepts any money or other valuable thing for not bidding for a State contract or who withholds a bid in consideration of the promise for the payment of money or other valuable thing is guilty of a Class 4 felony.

2. The bidder assures the Department that the award and execution of the contract would not cause a violation of Section 50-25, and that the bidder has no knowledge of any facts relevant to the kinds of acts prohibited therein.

F. Revolving Door Prohibition

1. The Illinois Procurement Code provides:

Section 50-30. Revolving door prohibition. Chief procurement officers, associate procurement officers, State purchasing officers, their designees whose principal duties are directly related to State procurement, and executive officers confirmed by the Senate are expressly prohibited for a period of 2 years after terminating an affected position from engaging in any procurement activity relating to the State agency most recently employing them in an affected position for a period of at least 6 months. The prohibition includes, but is not limited to: lobbying the procurement process; specifying; bidding; proposing bid, proposal, or contract documents; on their own behalf or on behalf of any firm, partnership, association, or corporation. This Section applies only to persons who terminate an affected position on or after January 15, 1999.

2. The bidder assures the Department that the award and execution of the contract would not cause a violation of Section 50-30, and that the bidder has no knowledge of any facts relevant to the kinds of acts prohibited therein.

G. Reporting Anticompetitive Practices

1. The Illinois Procurement Code provides:

Section 50-40. Reporting anticompetitive practices. When, for any reason, any vendor, bidder, contractor, chief procurement officer, State purchasing officer, designee, elected official, or State employee suspects collusion or other anticompetitive practice among any bidders, offerors, contractors, proposers, or employees of the State, a notice of the relevant facts shall be transmitted to the Attorney General and the chief procurement officer.

2. The bidder assures the Department that it has not failed to report any relevant facts concerning the practices addressed in Section 50-40 which may involve the contract for which the bid is submitted.

H. Confidentiality

1. The Illinois Procurement Code provides:

Section 50-45. Confidentiality. Any chief procurement officer, State purchasing officer, designee, or executive officer who willfully uses or allows the use of specifications, competitive bid documents, proprietary competitive information, proposals, contracts, or selection information to compromise the fairness or integrity of the procurement, bidding, or contract process shall be subject to immediate dismissal, regardless of the Personnel code, any contract, or any collective bargaining agreement, and may in addition be subject to criminal prosecution.

2. The bidder assures the Department that it has no knowledge of any fact relevant to the practices addressed in Section 50-45 which may involve the contract for which the bid is submitted.

RETURN WITH BID

I. Insider Information

1. The Illinois Procurement Act provides:

Section 50-50. Insider information. It is unlawful for any current or former elected or appointed State official or State employee to knowingly use confidential information available only by virtue of that office or employment for actual or anticipated gain for themselves or another person.

2. The bidder assures the Department that it has no knowledge of any facts relevant to the practices addressed in Section 50-50 which may involve the contract for which the bid is submitted.

III. CERTIFICATIONS

A. The certifications hereinafter made by the bidder are each a material representation of fact upon which reliance is placed should the Department enter into the contract with the bidder. The Department may terminate the contract if it is later determined that the bidder rendered a false or erroneous certification, and the surety providing the performance bond shall be responsible for completion of the contract.

B. Bribery

1. The Illinois Procurement Code provides:

Section 50-5. Bribery.

- (a) Prohibition. No person or business shall be awarded a contract or subcontract under this Code who:

- (1) has been convicted under the laws of Illinois or any other state of bribery or attempting to bribe an officer or employee of the State of Illinois or any other state in that officer's or employee's official capacity; or

- (2) has made an admission of guilt of that conduct that is a matter of record but has not been prosecuted for that conduct.

- (b) Businesses. No business shall be barred from contracting with any unit of State or local government as a result of a conviction under this Section of any employee or agent of the business if the employee or agent is no longer employed by the business and:

- (1) the business has been finally adjudicated not guilty; or

- (2) the business demonstrates to the governmental entity with which it seeks to contract, and that entity finds that the commission of the offense was not authorized, requested, commanded, or performed by a director, officer, or high managerial agent on behalf of the business as provided in paragraph (2) of subsection (a) of Section 5-4 of the Criminal Code of 1961.

- (c) Conduct on behalf of business. For purposes of this Section, when an official, agent, or employee of a business committed the bribery or attempted bribery on behalf of the business and in accordance with the direction or authorization of a responsible official of the business, the business shall be chargeable with the conduct.

- (d) Certification. Every bid submitted to and contract executed by the State shall contain a certification by the contractor that the contractor is not barred from being awarded a contract or subcontract under this Section. A contractor who makes a false statement, material to the certification, commits a Class 3 felony.

2. The bidder certifies that it is not barred from being awarded a contract under Section 50.5.

C. Educational Loan

1. Section 3 of the Educational Loan Default Act provides:

§ 3. No State agency shall contract with an individual for goods or services if that individual is in default, as defined in Section 2 of this Act, on an educational loan. Any contract used by any State agency shall include a statement certifying that the individual is not in default on an educational loan as provided in this Section.

2. The bidder, if an individual as opposed to a corporation, partnership or other form of business organization, certifies that the bidder is not in default on an educational loan as provided in Section 3 of the Act.

D. Bid-Rigging/Bid Rotating

1. Section 33E-11 of the Criminal Code of 1961 provides:

§ 33E-11. (a) Every bid submitted to and public contract executed pursuant to such bid by the State or a unit of local government shall contain a certification by the prime contractor that the prime contractor is not barred from contracting with any unit of State or local government as a result of a violation of either Section 33E-3 or 33E-4 of this Article. The State and units of local government shall provide the appropriate forms for such certification.

RETURN WITH BID

(b) A contractor who makes a false statement, material to the certification, commits a Class 3 felony.

A violation of Section 33E-3 would be represented by a conviction of the crime of bid-rigging which, in addition to Class 3 felony sentencing, provides that any person convicted of this offense or any similar offense of any state or the United States which contains the same elements as this offense shall be barred for 5 years from the date of conviction from contracting with any unit of State or local government. No corporation shall be barred from contracting with any unit of State or local government as a result of a conviction under this Section of any employee or agent of such corporation if the employee so convicted is no longer employed by the corporation and: (1) it has been finally adjudicated not guilty or (2) if it demonstrates to the governmental entity with which it seeks to contract and that entity finds that the commission of the offense was neither authorized, requested, commanded, nor performed by a director, officer or a high managerial agent in behalf of the corporation.

A violation of Section 33E-4 would be represented by a conviction of the crime of bid-rotating which, in addition to Class 2 felony sentencing, provides that any person convicted of this offense or any similar offense of any state or the United States which contains the same elements as this offense shall be permanently barred from contracting with any unit of State or local government. No corporation shall be barred from contracting with any unit of State or local government as a result of a conviction under this Section of any employee or agent of such corporation if the employee so convicted is no longer employed by the corporation and: (1) it has been finally adjudicated not guilty or (2) if it demonstrates to the governmental entity with which it seeks to contract and that entity finds that the commission of the offense was neither authorized, requested, commanded, nor performed by a director, officer or a high managerial agent in behalf of the corporation.

2. The bidder certifies that it is not barred from contracting with the Department by reason of a violation of either Section 33E-3 or Section 33E-4.

E. International Anti-Boycott

1. Section 5 of the International Anti-Boycott Certification Act provides:

§ 5. State contracts. Every contract entered into by the State of Illinois for the manufacture, furnishing, or purchasing of supplies, material, or equipment or for the furnishing of work, labor, or services, in an amount exceeding the threshold for small purchases according to the purchasing laws of this State or \$10,000.00, whichever is less, shall contain certification, as a material condition of the contract, by which the contractor agrees that neither the contractor nor any substantially-owned affiliated company is participating or shall participate in an international boycott in violation of the provisions of the U.S. Export Administration Act of 1979 or the regulations of the U.S. Department of Commerce promulgated under that Act.

2. The bidder makes the certification set forth in Section 5 of the Act.

F. Drug Free Workplace

1. The Illinois "Drug Free Workplace Act" applies to this contract and it is necessary to comply with the provisions of the "Act" if the contractor is a corporation, partnership, or other entity (including a sole proprietorship) which has 25 or more employees.

2. The bidder certifies that if awarded a contract in excess of \$5,000 it will provide a drug free workplace by:

(a) Publishing a statement notifying employees that the unlawful manufacture, distribution, dispensation, possession or use of a controlled substance, including cannabis, is prohibited in the contractor's workplace; specifying the actions that will be taken against employees for violations of such prohibition; and notifying the employee that, as a condition of employment on such contract, the employee shall abide by the terms of the statement, and notify the employer of any criminal drug statute conviction for a violation occurring in the workplace no later than five (5) days after such conviction.

(b) Establishing a drug free awareness program to inform employees about the dangers of drug abuse in the workplace; the contractor's policy of maintaining a drug free workplace; any available drug counseling, rehabilitation, and employee assistance programs; and the penalties that may be imposed upon employees for drug violations.

(c) Providing a copy of the statement required by subparagraph (1) to each employee engaged in the performance of the contract and to post the statement in a prominent place in the workplace.

(d) Notifying the Department within ten (10) days after receiving notice from an employee or otherwise receiving actual notice of the conviction of an employee for a violation of any criminal drug statute occurring in the workplace.

(e) Imposing or requiring, within 30 days after receiving notice from an employee of a conviction or actual notice of such a conviction, an appropriate personnel action, up to and including termination, or the satisfactory participation in a drug abuse assistance or rehabilitation program approved by a federal, state or local health, law enforcement or other appropriate agency.

(f) Assisting employees in selecting a course of action in the event drug counseling, treatment, and rehabilitation is required and indicating that a trained referral team is in place.

(g) Making a good faith effort to continue to maintain a drug free workplace through implementation of the actions and efforts stated in this certification.

RETURN WITH BID

G. Debt Delinquency

1. The Illinois Procurement Code provides:

Section 50-11 and 50-12. Debt Delinquency.

The contractor or bidder certifies that it, or any affiliate, is not barred from being awarded a contract under 30 ILCS 500. Section 50-11 prohibits a person from entering into a contract with a State agency if it knows or should know that it, or any affiliate, is delinquent in the payment of any debt to the State as defined by the Debt Collection Board. Section 50-12 prohibits a person from entering into a contract with a State agency if it, or any affiliate, has failed to collect and remit Illinois Use Tax on all sales of tangible personal property into the State of Illinois in accordance with the provisions of the Illinois Use Tax Act. The contractor further acknowledges that the contracting State agency may declare the contract void if this certification is false or if the contractor, or any affiliate, is determined to be delinquent in the payment of any debt to the State during the term of the contract.

H. Sarbanes-Oxley Act of 2002

1. The Illinois Procurement Code, Section 50-60(c), provides:

The contractor certifies in accordance with 30 ILCS 500/50-10.5 that no officer, director, partner or other managerial agent of the contracting business has been convicted of a felony under the Sarbanes-Oxley Act of 2002 or a Class 3 or Class 2 felony under the Illinois Securities Law of 1953 for a period of five years prior to the date of the bid or contract. The contractor acknowledges that the contracting agency shall declare the contract void if this certification is false.

I. Addenda

The contractor or bidder certifies that all relevant addenda have been incorporated in to this contract. Failure to do so may cause the bid to be declared unacceptable.

J. Section 42 of the Environmental Protection Act

The contractor certifies in accordance with 30 ILCS 500/50-12 that the bidder or contractor is not barred from being awarded a contract under this Section which prohibits the bidding on or entering into contracts with the State of Illinois or a State agency by a person or business found by a court or the Pollution Control Board to have committed a willful or knowing violation of Section 42 of the Environmental Protection Act for a period of five years from the date of the order. The contractor acknowledges that the contracting agency may declare the contract void if this certification is false.

K. Apprenticeship and Training Certification (Does not apply to federal aid projects)

In accordance with the provisions of Section 30-22 (6) of the Illinois Procurement Code, the bidder certifies that it is a participant, either as an individual or as part of a group program, in the approved apprenticeship and training programs applicable to each type of work or craft that the bidder will perform with its own forces. The bidder further certifies for work that will be performed by subcontract that each of its subcontractors submitted for approval either (a) is, at the time of such bid, participating in an approved, applicable apprenticeship and training program; or (b) will, prior to commencement of performance of work pursuant to this contract, begin participation in an approved apprenticeship and training program applicable to the work of the subcontract. The Department, at any time before or after award, may require the production of a copy of each applicable Certificate of Registration issued by the United States Department of Labor evidencing such participation by the contractor and any or all of its subcontractors. Applicable apprenticeship and training programs are those that have been approved and registered with the United States Department of Labor. The bidder shall list in the space below, the official name of the program sponsor holding the Certificate of Registration for all of the types of work or crafts in which the bidder is a participant and that will be performed with the bidder's forces. Types of work or craft work that will be subcontracted shall be included and listed as subcontract work. The list shall also indicate any type of work or craft job category that does not have an applicable apprenticeship or training program. **The bidder is responsible for making a complete report and shall make certain that each type of work or craft job category that will be utilized on the project as reported on the Construction Employee Workforce Projection (Form BC-1256) and returned with the bid is accounted for and listed.**

NA - FEDERAL

The requirements of this certification and disclosure are a material part of the contract, and the contractor shall require this certification provision to be included in all approved subcontracts. In order to fulfill this requirement, it shall not be necessary that an applicable program sponsor be currently taking or that it will take applications for apprenticeship, training or employment during the performance of the work of this contract.

L. Executive Order Number 1 (2007) Regarding Lobbying on Government Procurements

The bidder hereby warrants and certifies that they have complied and will comply with the requirements set forth in this Order. The requirements of this warrant and certification are a material part of the contract, and the contractor shall require this warrant and certification provision to be included in all approved subcontracts.

RETURN WITH BID

M. Disclosure of Business Operations in Iran

Section 50-36 of the Illinois Procurement Code, 30ILCS 500/50-36 provides that each bid, offer, or proposal submitted for a State contract shall include a disclosure of whether or not the Company acting as the bidder, offer or, or proposing entity, or any of its corporate parents or subsidiaries, within the 24 months before submission of the bid, offer, or proposal had business operations that involved contracts with or provision of supplies or services to the Government of Iran, companies in which the Government of Iran has any direct or indirect equity share, consortiums or projects commissioned by the Government of Iran, or companies involved in consortiums or projects commissioned by the Government of Iran and either of the following conditions apply:

- (1) More than 10% of the Company's revenues produced in or assets located in Iran involve oil-related activities or mineral-extraction activities; less than 75% of the Company's revenues produced in or assets located in Iran involve contracts with or provision of oil-related or mineral-extraction products or services to the Government of Iran or a project or consortium created exclusively by that government; and the Company has failed to take substantial action.
- (2) The Company has, on or after August 5, 1996, made an investment of \$20 million or more, or any combination of investments of at least \$10 million each that in the aggregate equals or exceeds \$20 million in any 12-month period, which directly or significantly contributes to the enhancement of Iran's ability to develop petroleum resources of Iran.

The terms "Business operations", "Company", "Mineral-extraction activities", "Oil-related activities", "Petroleum resources", and "Substantial action" are all defined in the Code.

Failure to make the disclosure required by the Code shall cause the bid, offer or proposal to be considered not responsive. The disclosure will be considered when evaluating the bid, offer, or proposal or awarding the contract. The name of each Company disclosed as doing business or having done business in Iran will be provided to the State Comptroller.

Check the appropriate statement:

Company has no business operations in Iran to disclose.

Company has business operations in Iran as disclosed the attached document.

N. Political Contributions and Registration with the State Board of Elections

Sections 20-160 and 50-37 of the Illinois Procurement Code regulate political contributions from business entities and any affiliated entities or affiliated persons bidding on or contracting with the state. Generally under Section 50-37, any business entity, and any affiliated entity or affiliated person of the business entity, whose current year contracts with all state agencies exceed an awarded value of \$50,000, are prohibited from making any contributions to any political committees established to promote the candidacy of the officeholder responsible for the awarding of the contracts or any other declared candidate for that office for the duration of the term of office of the incumbent officeholder or a period 2 years after the termination of the contract, whichever is longer. Any business entity and affiliated entities or affiliated persons whose state contracts in the current year do not exceed an awarded value of \$50,000, but whose aggregate pending bids and proposals on state contracts exceed \$50,000, either alone or in combination with contracts not exceeding \$50,000, are prohibited from making any political contributions to any political committee established to promote the candidacy of the officeholder responsible for awarding the pending contract during the period beginning on the date the invitation for bids or request for proposals is issued and ending on the day after the date of award or selection if the entity was not awarded or selected. Section 20-160 requires certification of registration of affected business entities in accordance with procedures found in Section 9-35 of The Election Code.

By submission of a bid, the contractor business entity acknowledges and agrees that it has read and understands Sections 20-160 and 50-37 of the Illinois Procurement Code, and that it makes the following certification:

The undersigned business entity certifies that it has registered as a business with the State Board of Elections and acknowledges a continuing duty to update the registration in accordance with the above referenced statutes. A copy of the certificate of registration shall be submitted with the bid. The bidder is cautioned that the Department will not award a contract without submission of the certificate of registration.

These requirements and compliance with the above referenced statutory sections are a material part of the contract, and any breach thereof shall be cause to void the contract under Section 50-60 of the Illinois Procurement Code. This provision does not apply to Federal-aid contracts.

TO BE RETURNED WITH BID

IV. DISCLOSURES

A. The disclosures hereinafter made by the bidder are each a material representation of fact upon which reliance is placed should the Department enter into the contract with the bidder. The Department may terminate the contract if it is later determined that the bidder rendered a false or erroneous disclosure, and the surety providing the performance bond shall be responsible for completion of the contract.

B. Financial Interests and Conflicts of Interest

1. Section 50-35 of the Illinois Procurement Code provides that all bids of more than \$10,000 shall be accompanied by disclosure of the financial interests of the bidder. This disclosed information for the successful bidder, will be maintained as public information subject to release by request pursuant to the Freedom of Information Act.

The financial interests to be disclosed shall include ownership or distributive income share that is in excess of 5%, or an amount greater than 60% of the annual salary of the Governor, of the bidding entity or its parent entity, whichever is less, unless the contractor or bidder is a publicly traded entity subject to Federal 10K reporting, in which case it may submit its 10K disclosure in place of the prescribed disclosure. If a bidder is a privately held entity that is exempt from Federal 10K reporting, but has more than 400 shareholders, it may submit the information that Federal 10K companies are required to report, and list the names of any person or entity holding any ownership share that is in excess of 5%. The disclosure shall include the names, addresses, and dollar or proportionate share of ownership of each person making the disclosure, their instrument of ownership or beneficial relationship, and notice of any potential conflict of interest resulting from the current ownership or beneficial interest of each person making the disclosure having any of the relationships identified in Section 50-35 and on the disclosure form.

In addition, all disclosures shall indicate any other current or pending contracts, proposals, leases, or other ongoing procurement relationships the bidding entity has with any other unit of state government and shall clearly identify the unit and the contract, proposal, lease, or other relationship.

2. Disclosure Forms. Disclosure Form A is attached for use concerning the individuals meeting the above ownership or distributive share requirements. Subject individuals should be covered each by one form. In addition, a second form (Disclosure Form B) provides for the disclosure of current or pending procurement relationships with other (non-IDOT) state agencies. **The forms must be included with each bid or incorporated by reference.**

C. Disclosure Form Instructions

Form A: For bidders that have previously submitted the information requested in Form A

The Department has retained the Form A disclosures submitted by all bidders responding to these requirements for the April 24, 1998 or any subsequent letting conducted by the Department. The bidder has the option of submitting the information again or the bidder may check the following certification statement indicating that the information previously submitted by the bidder is, as of the date of submission, current and accurate. Before checking this certification, the bidder should carefully review its prior submissions to ensure the Certification is correct. If the Bidder checks the Certification, the Bidder should proceed to Form B instructions.

CERTIFICATION STATEMENT

I have determined that the Form A disclosure information previously submitted is current and accurate, and all forms are hereby incorporated by reference in this bid. Any necessary additional forms or amendments to previously submitted forms are attached to this bid.

(Bidding Company)



Signature of Authorized Representative

Date

Form A: For bidders who have NOT previously submitted the information requested in Form A

If the bidder is a publicly traded entity subject to Federal 10K reporting, the 10K Report may be submitted to meet the requirements of Form A. If a bidder is a privately held entity that is exempt from Federal 10K reporting, but has more than 400 shareholders, it may submit the information that Federal 10K companies are required to report, and list the names of any person or entity holding any ownership share that is in excess of 5%. If a bidder is not subject to Federal 10K reporting, the bidder must determine if any individuals are required by law to complete a financial disclosure form. To do this, the bidder should answer each of the following questions. A "YES" answer indicates Form A must be completed. If the answer to each of the following questions is "NO", then the NOT APPLICABLE STATEMENT on the second page of Form A must be signed and dated by a person that is authorized to execute contracts for the bidding company. Note: These questions are for assistance only and are not required to be completed.

1. Does anyone in your organization have a direct or beneficial ownership share of greater than 5% of the bidding entity or parent entity? YES ___ NO ___
2. Does anyone in your organization have a direct or beneficial ownership share of less than 5%, but which has a value greater than \$102,600.00? YES ___ NO ___
3. Does anyone in your organization receive more than \$106,447.20 of the bidding entity's or parent entity's distributive income? (Note: Distributive income is, for these purposes, any type of distribution of profits. An annual salary is not distributive income.) YES ___ NO ___
4. Does anyone in your organization receive greater than 5% of the bidding entity's or parent entity's total distributive income, but which is less than \$106,447.20? YES ___ NO ___
(Note: Only one set of forms needs to be completed per person per bid even if a specific individual would require a yes answer to more than one question.)

A "YES" answer to any of these questions requires the completion of Form A. The bidder must determine each individual in the bidding entity or the bidding entity's parent company that would cause the questions to be answered "Yes". Each form must be signed and dated by a person that is authorized to execute contracts for your organization. **Photocopied or stamped signatures are not acceptable.** The person signing can be, but does not have to be, the person for which the form is being completed. The bidder is responsible for the accuracy of any information provided.

If the answer to each of the above questions is "NO", then the NOT APPLICABLE STATEMENT on page 2 of Form A must be signed and dated by a person that is authorized to execute contracts for your company.

Form B: Identifying Other Contracts & Procurement Related Information Disclosure Form B must be completed for each bid submitted by the bidding entity. Note: *Checking the NOT APPLICABLE STATEMENT on Form A does not allow the bidder to ignore Form B. Form B must be completed, checked, and dated or the bidder may be considered nonresponsive and the bid will not be accepted.*

The Bidder shall identify, by checking Yes or No on Form B, whether it has any pending contracts (including leases), bids, proposals, or other ongoing procurement relationship with any other (non-IDOT) State of Illinois agency. If "No" is checked, the bidder only needs to complete the check box on the bottom of Form B. If "Yes" is checked, the bidder must do one of the following:

Option I: If the bidder did not submit an Affidavit of Availability to obtain authorization to bid, the bidder must list all non-IDOT State of Illinois agency pending contracts, leases, bids, proposals, and other ongoing procurement relationships. These items may be listed on Form B or on an attached sheet(s). Do not include IDOT contracts. Contracts with cities, counties, villages, etc. are not considered State of Illinois agency contracts and are not to be included. Contracts with other State of Illinois agencies such as the Department of Natural Resources or the Capital Development Board must be included. Bidders who submit Affidavits of Availability are suggested to use Option II.

Option II: If the bidder is required and has submitted an Affidavit of Availability in order to obtain authorization to bid, the bidder may write or type "See Affidavit of Availability" which indicates that the Affidavit of Availability is incorporated by reference and includes all non-IDOT State of Illinois agency pending contracts, leases, bids, proposals, and other ongoing procurement relationships. For any contracts that are not covered by the Affidavit of Availability, the bidder must identify them on Form B or on an attached sheet(s). These might be such things as leases.

D. Bidders Submitting More Than One Bid

Bidders submitting multiple bids may submit one set of forms consisting of all required Form A disclosures and one Form B for use with all bids. Please indicate in the space provided below the bid item that contains the original disclosure forms and the bid items which incorporate the forms by reference.

- The bid submitted for letting item _____ contains the Form A disclosures or Certification Statement and the Form B disclosures. The following letting items incorporate the said forms by reference:

RETURN WITH BID/OFFER

ILLINOIS DEPARTMENT OF TRANSPORTATION

Form A Financial Information & Potential Conflicts of Interest Disclosure

Contractor Name, Legal Address, City, State, Zip, Telephone Number, Email Address, Fax Number (if available)

Disclosure of the information contained in this Form is required by the Section 50-35 of the Illinois Procurement Code (30 ILCS 500). Vendors desiring to enter into a contract with the State of Illinois must disclose the financial information and potential conflict of interest information as specified in this Disclosure Form. This information shall become part of the publicly available contract file. This Form A must be completed for bids in excess of \$10,000, and for all open-ended contracts. A publicly traded company may submit a 10K disclosure (or equivalent if applicable) in satisfaction of the requirements set forth in Form A. See Disclosure Form Instructions.

DISCLOSURE OF FINANCIAL INFORMATION

1. Disclosure of Financial Information. The individual named below has an interest in the BIDDER (or its parent) in terms of ownership or distributive income share in excess of 5%, or an interest which has a value of more than \$106,447.20 (60% of the Governor's salary as of 3/1/09). (Make copies of this form as necessary and attach a separate Disclosure Form A for each individual meeting these requirements)

FOR INDIVIDUAL (type or print information)

NAME:

ADDRESS

Type of ownership/distributable income share:

stock sole proprietorship Partnership other: (explain on separate sheet): % or \$ value of ownership/distributable income share:

2. Disclosure of Potential Conflicts of Interest. Check "Yes" or "No" to indicate which, if any, of the following potential conflict of interest relationships apply. If the answer to any question is "Yes", please attach additional pages and describe.

(a) State employment, currently or in the previous 3 years, including contractual employment of services. Yes ___ No ___

If your answer is yes, please answer each of the following questions.

- 1. Are you currently an officer or employee of either the Capitol Development Board or the Illinois Toll Highway Authority? Yes ___ No ___
2. Are you currently appointed to or employed by any agency of the State of Illinois? If you are currently appointed to or employed by any agency of the State of Illinois, and your annual salary exceeds \$106,447.20, (60% of the Governor's salary as of 3/1/09) provide the name the State agency for which you are employed and your annual salary.

RETURN WITH BID/OFFER

- 3. If you are currently appointed to or employed by any agency of the State of Illinois, and your annual salary exceeds \$106,447.20, (60% of the Governor's salary as of 3/1/09) are you entitled to receive (i) more than 7 1/2% of the total distributable income of your firm, partnership, association or corporation, or (ii) an amount in excess of the salary of the Governor? Yes ___ No ___

- 4. If you are currently appointed to or employed by any agency of the State of Illinois, and your annual salary exceeds \$106,447.20, (60% of the Governor's salary as of 3/1/09) are you and your spouse or minor children entitled to receive (i) more than 15% in aggregate of the total distributable income of your firm, partnership, association or corporation, or (ii) an amount in excess of 2 times the salary of the Governor? Yes ___ No ___

(b) State employment of spouse, father, mother, son, or daughter, including contractual employment for services in the previous 2 years.

Yes ___ No ___

If your answer is yes, please answer each of the following questions.

- 1. Is your spouse or any minor children currently an officer or employee of the Capitol Development Board or the Illinois Toll Highway Authority? Yes ___ No ___

- 2. Is your spouse or any minor children currently appointed to or employed by any agency of the State of Illinois? If your spouse or minor children is/are currently appointed to or employed by any agency of the State of Illinois, and his/her annual salary exceeds \$106,447.20, (60% of the Governor's salary as of 3/1/09) provide the name of the spouse and/or minor children, the name of the State agency for which he/she is employed and his/her annual salary. _____

- 3. If your spouse or any minor children is/are currently appointed to or employed by any agency of the State of Illinois, and his/her annual salary exceeds \$106,447.20.00, (60% of the salary of the Governor as of 3/1/09) are you entitled to receive (i) more than 7 1/2% of the total distributable income of your firm, partnership, association or corporation, or (ii) an amount in excess of the salary of the Governor? Yes ___ No ___

- 4. If your spouse or any minor children are currently appointed to or employed by any agency of the State of Illinois, and his/her annual salary exceeds \$106,447.20, (60% of the Governor's salary as of 3/1/09) are you and your spouse or any minor children entitled to receive (i) more than 15% in the aggregate of the total distributable income from your firm, partnership, association or corporation, or (ii) an amount in excess of 2 times the salary of the Governor? Yes ___ No ___

(c) Elective status; the holding of elective office of the State of Illinois, the government of the United States, any unit of local government authorized by the Constitution of the State of Illinois or the statutes of the State of Illinois currently or in the previous 3 years.

Yes ___ No ___

(d) Relationship to anyone holding elective office currently or in the previous 2 years; spouse, father, mother, son, or daughter.

Yes ___ No ___

(e) Appointive office; the holding of any appointive government office of the State of Illinois, the United State of America, or any unit of local government authorized by the Constitution of the State of Illinois or the statutes of the State of Illinois, which office entitles the holder to compensation in excess of the expenses incurred in the discharge of that office currently or in the previous 3 years.

Yes ___ No ___

(f) Relationship to anyone holding appointive office currently or in the previous 2 years; spouse, father, mother, son, or daughter.

Yes ___ No ___

(g) Employment, currently or in the previous 3 years, as or by any registered lobbyist of the State government.

Yes ___ No ___

RETURN WITH BID/OFFER

(h) Relationship to anyone who is or was a registered lobbyist in the previous 2 years; spouse, father, mother, son, or daughter. Yes ___ No ___

(i) Compensated employment, currently or in the previous 3 years, by any registered election or reelection committee registered with the Secretary of State or any county clerk of the State of Illinois, or any political action committee registered with either the Secretary of State or the Federal Board of Elections. Yes ___ No ___

(j) Relationship to anyone; spouse, father, mother, son, or daughter; who was a compensated employee in the last 2 years by any registered election or re-election committee registered with the Secretary of State or any county clerk of the State of Illinois, or any political action committee registered with either the Secretary of State or the Federal Board of Elections. Yes ___ No ___

APPLICABLE STATEMENT

This Disclosure Form A is submitted on behalf of the INDIVIDUAL named on previous page.

Completed by: _____ Date _____
Signature of Individual or Authorized Representative

NOT APPLICABLE STATEMENT

I have determined that no individuals associated with this organization meet the criteria that would require the completion of this Form A.

This Disclosure Form A is submitted on behalf of the CONTRACTOR listed on the previous page.

_____ Date _____
Signature of Authorized Representative

RETURN WITH BID/OFFER

**ILLINOIS DEPARTMENT
OF TRANSPORTATION**

**Form B
Other Contracts &
Procurement Related Information
Disclosure**

Contractor Name		
Legal Address		
City, State, Zip		
Telephone Number	Email Address	Fax Number (if available)

Disclosure of the information contained in this Form is required by the Section 50-35 of the Illinois Procurement Act (30 ILCS 500). This information shall become part of the publicly available contract file. This Form B must be completed for bids in excess of \$10,000, and for all open-ended contracts.

DISCLOSURE OF OTHER CONTRACTS AND PROCUREMENT RELATED INFORMATION

1. Identifying Other Contracts & Procurement Related Information. The BIDDER shall identify whether it has any pending contracts (including leases), bids, proposals, or other ongoing procurement relationship with any other State of Illinois agency: Yes ___ No ___

If "No" is checked, the bidder only needs to complete the signature box on the bottom of this page.

2. If "Yes" is checked. Identify each such relationship by showing State of Illinois agency name and other descriptive information such as bid or project number (attach additional pages as necessary). SEE DISCLOSURE FORM INSTRUCTIONS:

THE FOLLOWING STATEMENT MUST BE CHECKED

<input type="checkbox"/>	_____	_____
	Signature of Authorized Representative	Date

RETURN WITH BID

SPECIAL NOTICE TO CONTRACTORS

The following requirements of the Illinois Department of Human Rights' Rules and Regulations are applicable to bidders on all construction contracts advertised by the Illinois Department of Transportation:

CONSTRUCTION EMPLOYEE UTILIZATION PROJECTION

- (a) All bidders on construction contracts shall complete and submit, along with and as part of their bids, a Bidder's Employee Utilization Form (Form BC-1256) setting forth a projection and breakdown of the total workforce intended to be hired and/or allocated to such contract work by the bidder including a projection of minority and female employee utilization in all job classifications on the contract project.
- (b) The Department of Transportation shall review the Employee Utilization Form, and workforce projections contained therein, of the contract awardee to determine if such projections reflect an underutilization of minority persons and/or women in any job classification in accordance with the Equal Employment Opportunity Clause and Section 7.2 of the Illinois Department of Human Rights' Rules and Regulations for Public Contracts adopted as amended on September 17, 1980. If it is determined that the contract awardee's projections reflect an underutilization of minority persons and/or women in any job classification, it shall be advised in writing of the manner in which it is underutilizing and such awardee shall be considered to be in breach of the contract unless, prior to commencement of work on the contract project, it submits revised satisfactory projections or an acceptable written affirmative action plan to correct such underutilization including a specific timetable geared to the completion stages of the contract.
- (c) The Department of Transportation shall provide to the Department of Human Rights a copy of the contract awardee's Employee Utilization Form, a copy of any required written affirmative action plan, and any written correspondence related thereto. The Department of Human Rights may review and revise any action taken by the Department of Transportation with respect to these requirements.



RETURN WITH BID

Contract No. 88679
PEORIA County
Section 125W-1,RS-2
Project ACF-646(071)
Route FAP 646
District 4 Construction Funds

PART I. IDENTIFICATION

Dept. Human Rights # _____ Duration of Project: _____

Name of Bidder: _____

PART II. WORKFORCE PROJECTION

A. The undersigned bidder has analyzed minority group and female populations, unemployment rates and availability of workers for the location in which this contract work is to be performed, and for the locations from which the bidder recruits employees, and hereby submits the following workforce projection including a projection for minority and female employee utilization in all job categories in the workforce to be allocated to this contract:

TABLE A

TABLE B

Table A: TOTAL Workforce Projection for Contract. Columns include Job Categories, Total Employees (M/F), Minority Employees (Black, Hispanic, *Other Minor.), and Trainees (Apprentices, On the Job Trainees).

Table B: CURRENT EMPLOYEES TO BE ASSIGNED TO CONTRACT. Columns include Total Employees (M/F) and Minority Employees (M/F).

TABLE C

Table C: TOTAL Training Projection for Contract. Columns include Employees in Training (Apprentices, On the Job Trainees), Total Employees (M/F), and Minority Employees (Black, Hispanic, *Other Minor.).

*Other minorities are defined as Asians (A) or Native Americans (N). Please specify race of each employee shown in Other Minorities column.

FOR DEPARTMENT USE ONLY

BC 1256 (Rev. 12/11/08)

Note: See instructions on page 2

RETURN WITH BID

**Contract No. 88679
PEORIA County
Section 125W-1,RS-2
Project ACF-646(071)
Route FAP 646
District 4 Construction Funds**

PART II. WORKFORCE PROJECTION - continued

- B. Included in "Total Employees" under Table A is the total number of **new hires** that would be employed in the event the undersigned bidder is awarded this contract.

The undersigned bidder projects that: (number) _____ new hires would be recruited from the area in which the contract project is located; and/or (number) _____ new hires would be recruited from the area in which the bidder's principal office or base of operation is located.

- C. Included in "Total Employees" under Table A is a projection of numbers of persons to be employed directly by the undersigned bidder as well as a projection of numbers of persons to be employed by subcontractors.

The undersigned bidder estimates that (number) _____ persons will be directly employed by the prime contractor and that (number) _____ persons will be employed by subcontractors.

PART III. AFFIRMATIVE ACTION PLAN

- A. The undersigned bidder understands and agrees that in the event the foregoing minority and female employee utilization projection included under **PART II** is determined to be an underutilization of minority persons or women in any job category, and in the event that the undersigned bidder is awarded this contract, he/she will, prior to commencement of work, develop and submit a written Affirmative Action Plan including a specific timetable (geared to the completion stages of the contract) whereby deficiencies in minority and/or female employee utilization are corrected. Such Affirmative Action Plan will be subject to approval by the contracting agency and the **Department of Human Rights**.
- B. The undersigned bidder understands and agrees that the minority and female employee utilization projection submitted herein, and the goals and timetable included under an Affirmative Action Plan if required, are deemed to be part of the contract specifications.

Company _____ Telephone Number _____

Address _____

NOTICE REGARDING SIGNATURE

The Bidder's signature on the Proposal Signature Sheet will constitute the signing of this form. The following signature block needs to be completed only if revisions are required.

Signature: _____ Title: _____ Date: _____

- Instructions: All tables must include subcontractor personnel in addition to prime contractor personnel.
- Table A - Include both the number of employees that would be hired to perform the contract work and the total number currently employed (Table B) that will be allocated to contract work, and include all apprentices and on-the-job trainees. The "Total Employees" column should include all employees including all minorities, apprentices and on-the-job trainees to be employed on the contract work.
- Table B - Include all employees currently employed that will be allocated to the contract work including any apprentices and on-the-job trainees currently employed.
- Table C - Indicate the racial breakdown of the total apprentices and on-the-job trainees shown in Table A.

RETURN WITH BID

ADDITIONAL FEDERAL REQUIREMENTS

In addition to the Required Contract Provisions for Federal-Aid Construction Contracts (FHWA 1273), all bidders make the following certifications.

- A. By the execution of this proposal, the signing bidder certifies that the bidding entity has not, either directly or indirectly, entered into any agreement, participated in any collusion, or otherwise taken any action, in restraint of free competitive bidding in connection with the submitted bid. This statement made by the undersigned bidder is true and correct under penalty of perjury under the laws of the United States.
- B. **CERTIFICATION, EQUAL EMPLOYMENT OPPORTUNITY:**
1. Have you participated in any previous contracts or subcontracts subject to the equal opportunity clause. YES _____ NO _____
 2. If answer to #1 is yes, have you filed with the Joint Reporting Committee, the Director of OFCC, any Federal agency, or the former President's Committee on Equal Employment Opportunity, all reports due under the applicable filing requirements of those organizations? YES _____ NO _____

RETURN WITH BID

**Contract No. 88679
PEORIA County
Section 125W-1,RS-2
Project ACF-646(071)
Route FAP 646
District 4 Construction Funds**

PROPOSAL SIGNATURE SHEET

The undersigned bidder hereby makes and submits this bid on the subject Proposal, thereby assuring the Department that all requirements of the Invitation for Bids and rules of the Department have been met, that there is no misunderstanding of the requirements of paragraph 3 of this Proposal, and that the contract will be executed in accordance with the rules of the Department if an award is made on this bid.

(IF AN INDIVIDUAL) Firm Name _____
Signature of Owner _____
Business Address _____

(IF A CO-PARTNERSHIP) Firm Name _____
By _____
Business Address _____
Name and Address of All Members of the Firm: _____

(IF A CORPORATION) Corporate Name _____
By _____
Signature of Authorized Representative _____
Typed or printed name and title of Authorized Representative _____

(IF A JOINT VENTURE, USE THIS SECTION FOR THE MANAGING PARTY AND THE SECOND PARTY SHOULD SIGN BELOW) Attest _____
Signature _____
Business Address _____

(IF A JOINT VENTURE) Corporate Name _____
By _____
Signature of Authorized Representative _____
Typed or printed name and title of Authorized Representative _____

Attest _____
Signature _____
Business Address _____

If more than two parties are in the joint venture, please attach an additional signature sheet.



Return with Bid

Division of Highways
Proposal Bid Bond
(Effective November 1, 1992)

Item No. _____

Letting Date _____

KNOW ALL MEN BY THESE PRESENTS, That We _____

as PRINCIPAL, and _____

_____ as SURETY, are held jointly, severally and firmly bound unto the STATE OF ILLINOIS in the penal sum of 5 percent of the total bid price, or for the amount specified in Article 102.09 of the "Standard Specifications for Road and Bridge Construction" in effect on the date of invitation for bids, whichever is the lesser sum, well and truly to be paid unto said STATE OF ILLINOIS, for the payment of which we bind ourselves, our heirs, executors, administrators, successors and assigns.

THE CONDITION OF THE FOREGOING OBLIGATION IS SUCH, that whereas, the PRINCIPAL has submitted a bid proposal to the STATE OF ILLINOIS, acting through the Department of Transportation, for the improvement designated by the Transportation Bulletin Item Number and Letting Date indicated above.

NOW, THEREFORE, if the Department shall accept the bid proposal of the PRINCIPAL; and if the PRINCIPAL shall, within the time and as specified in the bidding and contract documents, submit a DBE Utilization Plan that is accepted and approved by the Department; and if, after award by the Department, the PRINCIPAL shall enter into a contract in accordance with the terms of the bidding and contract documents including evidence of the required insurance coverages and providing such bond as specified with good and sufficient surety for the faithful performance of such contract and for the prompt payment of labor and material furnished in the prosecution thereof; or if, in the event of the failure of the PRINCIPAL to make the required DBE submission or to enter into such contract and to give the specified bond, the PRINCIPAL pays to the Department the difference not to exceed the penalty hereof between the amount specified in the bid proposal and such larger amount for which the Department may contract with another party to perform the work covered by said bid proposal, then this obligation shall be null and void, otherwise, it shall remain in full force and effect.

IN THE EVENT the Department determines the PRINCIPAL has failed to comply with any requirement as set forth in the preceding paragraph, then Surety shall pay the penal sum to the Department within fifteen (15) days of written demand therefor. If Surety does not make full payment within such period of time, the Department may bring an action to collect the amount owed. Surety is liable to the Department for all its expenses, including attorney's fees, incurred in any litigation in which it prevails either in whole or in part.

In TESTIMONY WHEREOF, the said PRINCIPAL and the said SURETY have caused this instrument to be signed by

their respective officers this _____ day of _____ A.D., _____ .

PRINCIPAL

SURETY

(Company Name)

(Company Name)

By _____
(Signature & Title)

By: _____
(Signature of Attorney-in-Fact)

Notary Certification for Principal and Surety

STATE OF ILLINOIS,
County of _____

I, _____, a Notary Public in and for said County, do hereby certify that

_____ and _____
(Insert names of individuals signing on behalf of PRINCIPAL & SURETY)

who are each personally known to me to be the same persons whose names are subscribed to the foregoing instrument on behalf of PRINCIPAL and SURETY, appeared before me this day in person and acknowledged respectively, that they signed and delivered said instrument as their free and voluntary act for the uses and purposes therein set forth.

Given under my hand and notarial seal this _____ day of _____ A.D. _____

My commission expires _____

Notary Public

In lieu of completing the above section of the Proposal Bid Form, the Principal may file an Electronic Bid Bond. By signing the proposal and marking the check box next to the Signature and Title line below, the Principal is ensuring the identified electronic bid bond has been executed and the Principal and Surety are firmly bound unto the State of Illinois under the conditions of the bid bond as shown above.

Electronic Bid Bond ID# _____

Company / Bidder Name _____



Signature and Title _____

PROPOSAL ENVELOPE



PROPOSALS

for construction work advertised for bids by the
Illinois Department of Transportation

Item No.	Item No.	Item No.

Submitted By:

Name:
Address:
Phone No.

Bidders should use an IDOT proposal envelope or affix this form to the front of a 10" x 13" envelope for the submittal of bids. If proposals are mailed, they should be enclosed in a second or outer envelope addressed to:

Engineer of Design and Environment - Room 326
Illinois Department of Transportation
2300 South Dirksen Parkway
Springfield, Illinois 62764

NOTICE

Individual bids, including Bid Bond and/or supplemental information if required, should be securely stapled.

CONTRACTOR OFFICE COPY OF CONTRACT SPECIFICATIONS

NOTICE

None of the following material needs to be returned with the bid package unless the special provisions require documentation and/or other information to be submitted.

**Contract No. 88679
PEORIA County
Section 125W-1,RS-2
Project ACF-646(071)
Route FAP 646
District 4 Construction Funds**



Illinois Department of Transportation



NOTICE TO BIDDERS

- 1. TIME AND PLACE OF OPENING BIDS.** Sealed proposals for the improvement described herein will be received by the Department of Transportation at the Harry R. Hanley Building, 2300 South Dirksen Parkway, in Springfield, Illinois until 10:00 o'clock a.m., July 31, 2009. All bids will be gathered, sorted, publicly opened and read in the auditorium at the Department of Transportation's Harry R. Hanley Building shortly after the 10:00 a.m. cut off time.
- 2. DESCRIPTION OF WORK.** The proposed improvement is identified and advertised for bids in the Invitation for Bids as:

**Contract No. 88679
PEORIA County
Section 125W-1,RS-2
Project ACF-646(071)
Route FAP 646
District 4 Construction Funds**

This project consists of widening IL Route 40 from two lanes to four lanes and reconstructing or relocating sideroads including constructing new service roads to control access, located south of the Hickory Grove Road/IL Route 40 intersection and continues northerly to a point north of Cedar Hills Drive for a distance of 1.59 miles.

- 3. INSTRUCTIONS TO BIDDERS.** (a) This Notice, the invitation for bids, proposal and letter of award shall, together with all other documents in accordance with Article 101.09 of the Standard Specifications for Road and Bridge Construction, become part of the contract. Bidders are cautioned to read and examine carefully all documents, to make all required inspections, and to inquire or seek explanation of the same prior to submission of a bid.

(b) State law, and, if the work is to be paid wholly or in part with Federal-aid funds, Federal law requires the bidder to make various certifications as a part of the proposal and contract. By execution and submission of the proposal, the bidder makes the certification contained therein. A false or fraudulent certification shall, in addition to all other remedies provided by law, be a breach of contract and may result in termination of the contract.
- 4. AWARD CRITERIA AND REJECTION OF BIDS.** This contract will be awarded to the lowest responsive and responsible bidder considering conformity with the terms and conditions established by the Department in the rules, Invitation for Bids and contract documents. The issuance of plans and proposal forms for bidding based upon a prequalification rating shall not be the sole determinant of responsibility. The Department reserves the right to determine responsibility at the time of award, to reject any or all proposals, to readvertise the proposed improvement, and to waive technicalities.

By Order of the
Illinois Department of Transportation

Gary Hannig,
Acting Secretary

INDEX
 FOR
 SUPPLEMENTAL SPECIFICATIONS
 AND RECURRING SPECIAL PROVISIONS

Adopted January 1, 2009

This index contains a listing of SUPPLEMENTAL SPECIFICATIONS and frequently used RECURRING SPECIAL PROVISIONS.

ERRATA Standard Specifications for Road and Bridge Construction (Adopted 1-1-07) (Revised 1-1-09)

SUPPLEMENTAL SPECIFICATIONS

<u>Std. Spec. Sec.</u>	<u>Page No.</u>
201 Clearing, Tree Removal and Protection	1
205 Embankment	2
251 Mulch	3
253 Planting Woody Plants	4
280 Temporary Erosion Control	6
443 Reflective Crack Control Treatment	7
502 Excavation for Structures	10
503 Concrete Structures	11
504 Precast Concrete Structures	12
505 Steel Structures	13
540 Box Culverts	14
581 Waterproofing Membrane System	15
633 Removing and Reerecting Guardrail and Terminals	16
669 Removal and Disposal of Regulated Substances	17
672 Sealing Abandoned Water Wells	18
701 Work Zone Traffic Control and Protection	19
733 Overhead Sign Structures	20
783 Pavement Marking and Marker Removal	21
801 Electrical Requirements	22
805 Electrical Service Installation – Traffic Signals	23
836 Pole Foundation	24
838 Breakaway Devices	25
862 Uninterruptable Power Supply	26
873 Electric Cable	28
878 Traffic Signal Concrete Foundation	30
1004 Coarse Aggregates	31
1008 Structural Steel Coatings	32
1010 Finely Divided Materials	33
1020 Portland Cement Concrete	34
1022 Concrete Curing Materials	43
1024 Nonshrink Grout	44
1042 Precast Concrete Products	45
1062 Reflective Crack Control System	47
1069 Pole and Tower	49
1074 Control Equipment	52
1076 Wire and Cable	57
1081 Materials for Planting	58
1083 Elastomeric Bearings	60
1094 Overhead Sign Structures	61
1101 General Equipment	62
1102 Hot-Mix Asphalt Equipment	63
1106 Work Zone Traffic Control Devices	64

RECURRING SPECIAL PROVISIONS

The following RECURRING SPECIAL PROVISIONS indicated by an "X" are applicable to this contract and are included by reference:

<u>CHECK SHEET #</u>	<u>PAGE NO.</u>
1 X Additional State Requirements For Federal-Aid Construction Contracts (Eff. 2-1-69) (Rev. 1-1-07)	65
2 X Subletting of Contracts (Federal-Aid Contracts) (Eff. 1-1-88) (Rev. 5-1-93)	67
3 X EEO (Eff. 7-21-78) (Rev. 11-18-80)	68
4 Specific Equal Employment Opportunity Responsibilities Non Federal-Aid Contracts (Eff. 3-20-69) (Rev. 1-1-94)	78
5 Required Provisions - State Contracts (Eff. 4-1-65) (Rev. 1-1-07)	83
6 Reserved	88
7 Reserved	89
8 Haul Road Stream Crossings, Other Temporary Stream Crossings, and In-Stream Work Pads (Eff. 1-2-92) (Rev. 1-1-98)	90
9 X Construction Layout Stakes Except for Bridges (Eff. 1-1-99) (Rev. 1-1-07)	91
10 Construction Layout Stakes (Eff. 5-1-93) (Rev. 1-1-07)	94
11 Use of Geotextile Fabric for Railroad Crossing (Eff. 1-1-95) (Rev. 1-1-07)	97
12 Subsealing of Concrete Pavements (Eff. 11-1-84) (Rev. 1-1-07)	99
13 Hot-Mix Asphalt Surface Correction (Eff. 11-1-87) (Rev. 1-1-09)	103
14 Pavement and Shoulder Resurfacing (Eff. 2-1-00) (Rev. 1-1-09)	105
15 PCC Partial Depth Hot-Mix Asphalt Patching (Eff. 1-1-98) (Rev. 1-1-07)	106
16 Patching with Hot-Mix Asphalt Overlay Removal (Eff. 10-1-95) (Rev. 1-1-07)	108
17 Polymer Concrete (Eff. 8-1-95) (Rev. 1-1-08)	109
18 PVC Pipeliner (Eff. 4-1-04) (Rev. 1-1-07)	111
19 X Pipe Underdrains (Eff. 9-9-87) (Rev. 1-1-07)	112
20 Guardrail and Barrier Wall Delineation (Eff. 12-15-93) (Rev. 1-1-97)	113
21 Bicycle Racks (Eff. 4-1-94) (Rev. 1-1-07)	117
22 Temporary Modular Glare Screen System (Eff. 1-1-00) (Rev. 1-1-07)	119
23 Temporary Portable Bridge Traffic Signals (Eff. 8-1-03) (Rev. 1-1-07)	121
24 Work Zone Public Information Signs (Eff. 9-1-02) (Rev. 1-1-07)	123
25 Night Time Inspection of Roadway Lighting (Eff. 5-1-96)	124
26 English Substitution of Metric Bolts (Eff. 7-1-96)	125
27 English Substitution of Metric Reinforcement Bars (Eff. 4-1-96) (Rev. 1-1-03)	126
28 Calcium Chloride Accelerator for Portland Cement Concrete (Eff. 1-1-01)	127
29 Reserved	128
30 X Quality Control of Concrete Mixtures at the Plant (Eff. 8-1-00) (Rev. 1-1-09)	129
31 X Quality Control/Quality Assurance of Concrete Mixtures (Eff. 4-1-92) (Rev. 1-1-09)	137
32 Asbestos Bearing Pad Removal (Eff. 11-1-03)	149
33 Asbestos Hot-Mix Asphalt Surface Removal (Eff. 6-1-89) (Rev. 1-1-09)	150

TABLE OF CONTENTS

LOCATION OF PROJECT	1
DESCRIPTION OF PROJECT	1
TEMPERATURE CONTROL FOR CONCRETE PLACEMENT	1
STATUS OF UTILITIES/UTILITIES TO BE ADJUSTED	1
LOCATION OF UNDERGROUND STATE MAINTAINED FACILITIES.....	7
BORROW AND FURNISHED EXCAVATION.....	7
EMBANKMENT (RESTRICTIONS)	8
EMBANKMENT	9
PROOF ROLLING.....	9
SUBGRADE TREATMENT	9
SUBBASE GRANULAR MATERIAL	10
PLACEMENT OF HOT-MIX ASPHALT SURFACE COURSES	10
BITUMINOUS PRIME COAT FOR HOT-MIX ASPHALT PAVEMENT (FULL-DEPTH).....	10
REFLECTIVE CRACK CONTROL TREATMENT.....	10
INLET-MANHOLE, TYPE G-1, 4' (1.2 M) DIAMETER, SPECIAL	11
FILLING EXISTING CULVERTS	12
TRAFFIC CONTROL PLAN.....	12
CONDUIT, PUSHED OR TRENCHED	13
MATERIAL TRANSFER DEVICE (BDE)	13
PROSECUTION AND PROGRESS.....	14
POLYMERIZED BITUMINOUS PRIME COAT FOR HOT-MIX ASPHALT PAVEMENT (FULL-DEPTH)..	15
PAVED SHOULDER REMOVAL (SPECIAL).....	15
CLASS D PATCHES.....	16
AGGREGATE SHOULDERS, TYPE B 150MM.....	16
REMOVE EXISTING CULVERTS	16
PIPE CULVERT REMOVAL.....	17
BACKFILL-PIPE CULVERTS.....	18
CONCRETE COLLAR.....	18
PIPE UNDERDRAIN	19
INLETS, TYPE G-1	19
LOCATION OF UNDERGROUND ELECTRICAL FACILITIES	19
FULL ACTUATED CONTROLLER AND TYPE IV CABINET, SPECIAL.....	20
LIGHTING CONTROLLER, PHOTOCCELL RELAY.....	21
SIGNAL HEAD, LED, 1-FACE, 3-SECTION, MAST ARM MOUNTED	22
SIGNAL HEAD, LED, 1-FACE, 3-SECTION, BRACKET MOUNTED	22
SIGNAL HEAD, LED, 1-FACE, 4-SECTION, MAST ARM MOUNTED	22
SIGNAL HEAD, LED, 1-FACE, 5-SECTION, BRACKET MOUNTED	22
SERVICE INSTALLATION, TYPE B.....	28

HANDHOLE, PORTLAND CEMENT CONCRETE 29

DOUBLE HANDHOLE, PORTLAND CEMENT CONCRETE 29

STEEL COMBNATION MAST ARM ASSEMBLY AND POLE 30

REMOVE EXISTING TRAFFIC SIGNAL EQUIPMENT, SPECIAL 30

INDUCTIVE LOOP DETECTOR 31

GROUNDING OF TRAFFIC SIGNAL STRUCTURES 32

FENCE RELOCATE 33

FENCE REMOVAL 33

BUILDING REMOVAL - CASE II (NON-FRIABLE ASBESTOS ABATEMENT) (BDE) 34

APPROVAL OF PROPOSED BORROW AREAS, USE AREAS, AND/OR WASTE AREAS INSIDE ILLINOIS STATE BORDERS (BDE) 51

CEMENT (BDE) 51

CONCRETE ADMIXTURES (BDE) 54

CONSTRUCTION AIR QUALITY - IDLING RESTRICTIONS (BDE)..... 57

DETERMINATION OF THICKNESS (BDE)..... 58

DISADVANTAGED BUSINESS ENTERPRISE PARTICIPATION (BDE) 69

ENGINEER’S FIELD OFFICE TYPE A (BDE) 76

EQUIPMENT RENTAL RATES (BDE)..... 78

FLAGGER AT SIDE ROADS AND ENTRANCES (BDE) 79

HMA - HAULING ON PARTIALLY COMPLETED FULL-DEPTH PAVEMENT (BDE) 80

HOT-MIX ASPHALT - FIELD VOIDS IN THE MINERAL AGGREGATE (BDE)..... 81

HOT-MIX ASPHALT – PLANT TEST FREQUENCY (BDE)..... 83

HOT-MIX ASPHALT – TRANSPORTATION (BDE) 84

HOT-MIX ASPHALT MIXTURE IL-4.75 (BDE) 84

LIQUIDATED DAMAGES (BDE)..... 90

MAST ARM ASSEMBLY AND POLE (BDE)..... 90

NATIONAL POLLUTANT DISCHARGE ELIMINATION SYSTEM / EROSION AND SEDIMENT CONTROL DEFICIENCY DEDUCTION (BDE) 91

NOTCHED WEDGE LONGITUDINAL JOINT (BDE)..... 92

PAVEMENT MARKING REMOVAL (BDE)..... 93

PAYMENTS TO SUBCONTRACTORS (BDE) 93

PAYROLLS AND PAYROLL RECORDS (BDE)..... 94

PERSONAL PROTECTIVE EQUIPMENT (BDE) 96

PRECAST CONCRETE HANDLING HOLES (BDE)..... 96

RECLAIMED ASPHALT PAVEMENT (RAP) (BDE) 97

REFLECTIVE SHEETING ON CHANNELIZING DEVICES (BDE) 104

REINFORCEMENT BARS (BDE) 104

REINFORCEMENT BARS - STORAGE AND PROTECTION (BDE)..... 106

SEEDING (BDE) 106

CONSTRUCTION AIR QUALITY - DIESEL VEHICLE EMISSIONS CONTROL (BDE)	108
REMOVAL AND DISPOSAL OF REGULATED SUBSTANCES	109
CONTRACT GUARANTEE.....	111
LIGHTING CONTROLLER, PHOTOCCELL RELAY, INSTALL ONLY	111
FIBER OPTIC CABLE IN CONDUIT, NO. 62.5/125, MM12F, SM12F	111
PEDESTRIAN SIGNAL HEAD, LED, 1-FACE, BRACKET MOUNTED	115
PEDESTRIAN SIGNAL HEAD, LED, 2-FACE, BRACKET MOUNTED	115
PEDESTRIAN PUSHBUTTON	117
MICROWAVE DETECTION UNIT	117
FURNISHING REPLACEMENT PARTS AND EQUIPMENT	120
SELF-CONSOLIDATING CONCRETE FOR PRECAST PRODUCTS (BDE).....	120
SIGN PANELS AND SIGN PANEL OVERLAYS (BDE)	121
SILT FILTER FENCE (BDE).....	122
STONE GRADATION TESTING (BDE).....	122
SUBCONTRACTOR MOBILIZATION PAYMENTS (BDE).....	122
TEMPORARY EROSION CONTROL (BDE)	123
THERMOPLASTIC PAVEMENT MARKINGS (BDE)	123
TRAINING SPECIAL PROVISIONS	124
WORKING DAYS (BDE).....	127
BITUMINOUS MATERIALS COST ADJUSTMENTS (BDE) (RETURN FORM WITH BID).....	127
FUEL COST ADJUSTMENT (BDE) (RETURN FORM WITH BID)	130
STORM WATER POLLUTION PREVENTION PLAN.....	134

STATE OF ILLINOIS

SPECIAL PROVISIONS

The following Special Provisions supplement the "Standard Specifications for Road and Bridge Construction," adopted January 1, 2007, the latest edition of the "Manual on Uniform Traffic Control Devices for Streets and Highways," and the "Manual of Test Procedures for Materials" in effect on the date of invitation for bids, and the Supplemental Specifications and Recurring Special Provisions indicated on the Check Sheet included herein which apply to and govern the construction of FA Route 646 (IL 40), Project ACF-0646 (071). Section 125W-1,RS-2 in Peoria County, Contract No. 88679 and in case of conflict with any part or parts of said Specifications, the said Special Provisions shall take precedence and shall govern.

LOCATION OF PROJECT

This project is located on Illinois Route 40 and begins just south of the Hickory Grove Road/Illinois Route 40 intersection and extends northerly to a point north of Cedar Hills Drive a distance of 2.56 km (1.59 miles) in Peoria County.

DESCRIPTION OF PROJECT

The work on this project involves widening Illinois Rout 40 from two lanes to four lanes with a flush median. Intersecting side roads will be reconstructed or relocated and new frontage roads and service drives will be constructed to control access. The work includes: demolition, clearing, earthwork, pavement patching, storm sewers and other drainage items, hot-mix asphalt pavement (full depth), hot-mix asphalt base course widening, resurfacing, traffic signals, pavement markings, signing and other associated work necessary to complete this project.

TEMPERATURE CONTROL FOR CONCRETE PLACEMENT

Effective: August 3, 2007

Delete the second and third sentences of the second paragraph of Article 1020.14(a) of the Standard Specifications.

STATUS OF UTILITIES/UTILITIES TO BE ADJUSTED

The following utilities are located within the project limits. For relocations, the utility companies have provided the estimated dates.

Name		Contact	Address		Phone No.
Utilities, Inc.		Bob Bishop	825 W. Wonderview, Dunlap, IL 61525		(815) 378-0982
Route	Offset	Location	Type of Utility	Type of Conflict	Disposition
IL 40	52m Rt.	Sta. 16+512	Sanitary Manhole	Proposed Curb & Gutter	Relocate/Adjust

Name		Contact	Address		Phone No.
CILCO - Electric		Joe Glad	300 Liberty Street, Peoria, IL 61602		(309) 693-4700
Route	Offset	Location	Type of Utility	Type of Conflict	Disposition
IL 40	4m Rt.	Sta. 16+243	Power Pole	Proposed Roadway	Relocate
IL 40	19m Rt.	Sta. 16+432	Power Pole	Ditch Cut	Relocate
IL 40	Crossing	Sta. 16+432	Buried Electric	Proposed Roadway	Relocate
IL 40	Crossing	Sta. 16+516	Buried Electric	Proposed Roadway/Ditch	Relocate
IL 40	15m Rt.	Sta. 16+611	Power Pole	Ditch Cut	Relocate
IL 40	52m Rt.	Sta. 16+687	Light Pole	Backslope	Caution
IL 40	45m Rt.	Sta. 16+964	Buried Electric	Pavement Removal	Caution
IL 40	48m Rt.	Sta. 16+977	Buried Electric	Pavement Removal	Caution
IL 40	46m Rt.	Sta. 17+057	Power Pole with Guy NE	Foreslope	Caution
IL 40	35m Rt.	Sta. 17+185	Power Pole with Guy E	Backslope	Caution
IL 40	30m Rt.	Sta. 17+235	Power Pole with Guy E	Backslope	Caution
IL 40 (FR #3)	1m Rt.	Sta. 1+156	Power Pole	Proposed Road	Relocate
IL 40 (FR #3)	6m Rt.	Sta. 1+216	Power Pole	Ditch Cut	Relocate
IL 40 (FR #3)	7m Rt.	Sta. 1+218	Electric Manhole	Ditch Cut	Relocate
IL 40	51m Rt. to 46m Rt.	Sta. 1+200 to 1+233	Buried Cable	Proposed Rd.	Caution
IL 40	9m Rt.	Sta. 1+286	Power Pole with Guy N	Entrance	Relocate
IL 40	12.5m Rt.	Sta. 1+467	Power Pole	Backslope	Caution
IL 40	9m Rt.	Sta. 1+730	Power Pole with Guy E	Backslope	Caution
IL 40	5m Rt.	Sta. 1+777	Power Pole	Ditch Cut	Relocate
IL 40	9.5m Lt.	Sta. 1+815	Power Pole	Ditch Cut	Relocate
IL 40 (Cedar Hills Dr.)	10m Lt.	Sta. 1+536	Power Pole	Ditch Cut	Relocate

Name		Contact	Address		Phone No.
CILCO - Gas		Erick Enriques	300 Liberty Street, Peoria, IL 61602		(309) 693-4839
Route	Offset	Location	Type of Utility	Type of Conflict	Disposition
IL 40	5m Lt. to 3m Rt.	Sta. 15+400 to 15+762	Gas Main (305mm)	Proposed Roadway	Relocate
IL 40	3m Rt. to 20m Rt.	Sta. 15+762	Gas Main (305mm)	Ditch Cut	Relocate
IL 40	4m Rt.	Sta. 15+762	Gas Valve	Proposed Roadway	Relocate
IL 40	3m Rt. to 22m Rt.	Sta. 15+762 to 16+785	Gas Main (305mm)	Proposed Roadway/ Ditch	Relocate
IL 40	68m Rt. to 13m Lt.	Sta. 16+117 to 16+119	Gas Main (51mm)	Ditch Cut	Relocate
IL 40	21m Rt. to 49m Rt.	Sta. 16+614 to 16+655	Gas Main (152mm)	Ditch Cut	Relocate
IL 40	22m Rt. to 16m Lt.	Sta. 16+785 to 17+690	Gas Main (152mm)	Proposed Roadway/ Ditch	Relocate
IL 40	19m Rt.	Sta. 17+023	Gas Valve	Ditch Cut	Relocate
IL 40	13m Lt. to 21m Rt.	Sta. 17+350	Gas Main (51mm)	Proposed Roadway	Relocate
IL 40	10m Lt.	Sta. 17+350	Gas Valve	Proposed Roadway	Relocate
IL 40	27m Rt. to 37m Lt.	Sta. 17+483 to 17+533	Gas Main (152mm)	Ditch Cut	Relocate
IL 40 (SD #2)	7m Lt. to 7m Lt.	Sta. 1+935 to 2+000	Buried Gas	Ditch Cut	Relocate
IL 40 (Woodside Dr.)	7m Lt.	Sta. 1+000	Buried Gas Line	Proposed Roadway	Relocate
IL 40 (Woodside Dr.)	7m Lt.	Sta. 1+021			
IL 40 (Plaza Entrance)	8m Rt. to 8m Rt.	Sta. 1+028 to 1+050	Buried Gas	Insufficient Cover	Relocate
IL 40 (Plaza Entrance)	7m Rt.	Sta. 1+045	Gas Valve	Proposed Curb & Gutter	Relocate
IL 40 (Plaza Entrance)	7m Rt.	Sta. 1+022	Gas Vent	Clear Zone	Relocate
IL 40 (Cedar Hills Dr.)	13m Rt. to 24m Lt.	Sta. 1+515 to 1+650	Buried Gas	Proposed Road/ Ditch Cut	Relocate
IL 40 (SD #4)	25m Lt. to 13m Lt.	Sta. 1+010 to 1+050	Gas Main (152mm)	Proposed Road/ Ditch Cut	Relocate
IL 40 (SD #4)	13.5m Rt. to 13.5m Rt.	Sta. 3+980 to 4+025	Gas Main (152mm)	Proposed Roadway & Pipe Culvert	Relocate

Name		Contact		Address		Phone No.	
AT&T		John O'Flaherty		2315 North Knoxville Ave., Peoria, IL 61604		(309) 686-3316	
Route	Offset	Location	Type of Utility	Type of Conflict	Disposition		
IL 40	30m Rt. to 50m Rt.	Sta. 15+727 to 15+736	Buried Line	Proposed Road	Relocate		
IL 40	29m Rt.	Sta. 15+729	Pedestal	Roadway	Relocate		
IL 40 (Hickory Grove Rd.)	4m Rt. to 5m Lt.	Sta. 1+129 to 1+040	Buried Line	Roadway	Relocate		
IL 40 (Hickory Grove Rd.)	8m Rt. to 10m Lt.	Sta. 1+055 to 1+010	Buried Line	Roadway	Relocate		
IL 40 (Hickory Grove Rd.)	5m Lt. to 3m Rt.	Sta. 1+040 to 1+140	Buried Line	Proposed Roadway	Relocate		

Name		Contact		Address		Phone No.	
Comcast		Bruce Von Brethorst		3517 North Dries Lane, Peoria, IL 61604		(309) 686-2677	
Route	Offset	Location	Type of Utility	Type of Conflict	Disposition		
IL 40	42m Rt.	Sta. 16+936	Buried TV Cable	Ditch Cut	Relocate		
IL 40	46m Rt.	Sta. 17+100	Buried TV Cable	Ditch Cut	Relocate		

Name		Contact		Address		Phone No.	
Illinois-American Water Co.		Dean Falkner		123 S.W. Washington, Peoria, IL 61602		(309) 566-4118	
Route	Offset	Location	Type of Utility	Type of Conflict	Disposition		
IL 40	25m Rt. to 27m Rt.	Sta. 15+74 to 15+750	Water Main (305mm)	Ditch Cut	Relocate		
IL 40	28m Rt.	Sta. 15+788	Water Valve	Backslope	Adjust		
IL 40	28m Rt. to 29m Rt.	Sta. 15+820 to 15+840	Water Main (305mm)	Pipe Culvert	Relocate		
IL 40	45m Rt.	Sta. 16+429	Hydrant	Private Entrance	Caution		
IL 40	43m Rt. to 44m Rt.	Sta. 16+435 to 16+560	Water Main (305mm)	Ditch Cut	Relocate		
IL 40	23m Rt. to 65m Lt.	Sta. 16+538 to 16+538	Water Main (305mm)	Ditch Cuts	Relocate		
IL 40	42m Rt.	Sta. 16+546	Water Valve	Special Slope	Relocate		
IL 40	26m Rt. to 25m Rt.	Sta. 17+440 to 17+510	Water Main (305mm)	Paved Ditch	Relocate		
IL 40	25m Rt. to 25m Lt.	Sta. 17+510 to 17+550	Water Main (305mm)	Proposed Pipe Culvert	Relocate		
IL 40 (Hickory Grove Rd.)	5m Lt. to 3m Rt.	Sta. 1+040 to 1+070	Water Main	Proposed Road	Relocate		
IL 40 (Woodside Dr.)	8m Lt. to 11m Lt.	Sta. 1+023 to 1+045	Water Main (305mm)	Insufficient Cover	Relocate		
IL 40 (Woodside Dr.)	15m Lt.	Sta. 1+043	Water Valve	Slope	Relocate		
IL 40 (Woodside Dr.)	11m Rt. to 11m Rt.	Sta. 1+045 to 1+072	Water Main	Ditch Cut	Relocate		
IL 40 (Cedar Hills Dr.)	9.5m Lt. to 22.5m Lt.	Sta. 1+050 to 1+600	Water Main	Ditch Cut	Relocate		

Name		Contact	Address		Phone No.
Verizon North		Jason Klein	111 South Main Street, Kewanee, IL 61443		(309) 853-6297
Route	Offset	Location	Type of Utility	Type of Conflict	Disposition
IL 40	30m Rt. to 38m Rt.	Sta. 15+729 to 16+098	Buried Cable	Proposed Roadway/ Ditch	Relocate
IL 40	45m Rt. to 49m Rt.	Sta. 16+435 to 16+571	Telephone Buried	Proposed Roadway	Relocate
IL 40	51m Rt. to 51m Rt.	Sta. 16+775 to 16+814	Telephone Buried	Entrance Pavement	Relocate
IL 40	28m Rt. to 16m Rt.	Sta. 17+058 to 17+960	Buried Line	Ditch Cut	Relocate
IL 40	11m Lt.	Sta. 17+917	Telephone Pole with Guy NW	Ditch	Relocate
IL 40	7m Lt. to 1m Lt.	Sta. 15+400 to 15+544	Buried Line	Proposed Road	Relocate
IL 40	1m Lt.	Sta. 15+544	Pedestal	On Proposed Road	Relocate
IL 40	1m Lt. to 18m Rt.	Sta. 15+544 to 16+188	Buried Line	Proposed Road	Relocate
IL 40	18m Rt.	Sta. 16+188	Telephone Manhole	Ditch Cut	Relocate

Name		Contact	Address		Phone No.
Verizon North		Jason Klein	111 South Main Street, Kewanee, IL 61443		(309) 853-6297
Route	Offset	Location	Type of Utility	Type of Conflict	Disposition
IL 40	18m Rt.	Sta. 18+188	Pedestal	Slope	Relocate
IL 40	19m Rt.	Sta. 16+235	Telephone Manhole	Ditch Cut	Relocate
IL 40	18m Rt. to 22m Rt.	Sta. 16+188 to 16+375	Buried Line	Ditch Cut	Relocate
IL 40	22m Rt.	Sta. 16+375	Pedestal	Ditch Cut	Relocate
IL 40	22m Rt. to 45m Rt.	Sta. 16+375	Buried Line	Roadway	Relocate
IL 40	21m Rt.	Sta. 16+468	Pedestal	Ditch Cut	Relocate
IL 40	21m Rt. to 47m Rt.	Sta. 16+468 to 16+478	Buried Line	Roadway	Relocate
IL 40	47m Rt.	Sta. 16+478	Pedestal	Shoulder	Relocate
IL 40	47m Rt.	Sta. 16+479	Pedestal	Roadway	Relocate
IL 40	47m Rt. to 50m Rt.	Sta. 16+479 to 16+550	Buried Line	Roadway	Relocate
IL 40	44.5m Rt.	Sta. 16+714	Telephone Pedestal	Ditch Cut	Relocate
IL 40	44.5m Rt.	Sta. 16+716	Telephone Pedestal	Ditch Cut	Relocate
IL 40	51m Rt. to 17m Rt.	Sta. 16+675 to 17+960	Buried Telephone	Proposed Road & Ditch Cut	Relocate
IL 40	45m Rt.	Sta. 17+003	Telephone Pedestal	Backslope	Relocate
IL 40	25m Rt.	Sta. 17+408	Telephone Pedestal	Ditch Cut	Relocate
IL 40	12m Rt.	Sta. 17+826	Telephone Pedestal	Ditch	Relocate
IL 40	48m Rt.	Sta. 16+478	Telephone Pole	Ditch Cut	Relocate
IL 40	19m Rt.	Sta. 16+576	Telephone Pole	Ditch Cut	Relocate
IL 40	46m Rt.	Sta. 16+612	Telephone Pole	Fill Area	Relocate

FAP Route 646 (IL 40)
 Project ACF-0646 (071)
 Section 125W-1,RS-2
 Peoria County
 Contract No. 88679

IL 40	46m Rt.	Sta. 16+644	Telephone Pole	Fill Area	Relocate
IL 40	46m Rt.	Sta. 16+715	Telephone Pole	Ditch Cut	Relocate
IL 40	47m Rt.	Sta. 16+788	Telephone Pole	Entrance Pavement	Relocate
IL 40	56m Rt.	Sta. 17+006	Telephone Pole	Fill Area	Caution
IL 40	22m Rt.	Sta. 17+511	Telephone Pole	Proposed Road	Relocate
IL 40	11m Lt.	Sta. 17+912	Telephone Pole	Ditch Cut	Relocate
IL 40	3m Rt. to 23m Rt.	Sta. 15+400 to 16+137	Buried Lane	Roadway	Relocate
IL 40	11m Rt. to 32.5m Rt.	Sta. 15+759 to 16+100	Buried Line	Ditch/Proposed Roadway	Relocate
IL 40	10m Rt. to 23m Rt.	Sta. 15+743 to 16+148	Buried Line	Ditch/Slope	Relocate
IL 40	32.5m Rt. to 23m Rt.	Sta. 16+109 to 16+375	Buried Line	Ditch	Relocate
IL 40	22m Rt.	Sta. 16+687	Telephone Manhole	Ditch Cut	Relocate
IL 40	21m Rt.	Sta. 16+691	Telephone Pedestal	Ditch Cut	Relocate
IL 40	21m Rt. to 44m Rt.	Sta. 16+691 to 16+714	Buried Telephone	Ditch Cut	Relocate
IL 40	18m Rt. to 18m Lt.	Sta. 16+691 to 17+750	Buried Telephone	Proposed Roadway/ Ditch Cut	Relocate
IL 40	29m Rt. to 9m Lt.	Sta. 16+691 to 17+960	Buried Telephone	Proposed Roadway	Relocate
IL 40	11.5m Lt.	Sta. 17+790	Telephone Pedestal	Ditch Cut	Relocate
IL 40 (Cedar Hills Dr.)	9m Rt. to 39m Lt.	Sta. 1+445.262 to Sta. 1+671	Buried Line	Proposed Roadway/ Ditch	Relocate
IL 40 (Cedar Hills Dr.)	11.5m Rt. To 35m Lt.	Sta. 1+445+262 to Sta. 1+671	Buried Line	Proposed Roadway/ Ditch	Relocate
IL 40	11m Rt.	Sta. 1+516	Telephone Pole	Ditch	Relocate

Name		Contact	Address		Phone No.
Verizon North		Jason Klein	111 South Main Street, Kewanee, IL 61443		(309) 853-6297
Route	Offset	Location	Type of Utility	Type of Conflict	Disposition
IL 40	7.5m Rt.	Sta. 1+558	Telephone Pole	Ditch	Relocate
IL 40	6.5m Rt.	Sta. 1+566	Telephone Pedestal	Ditch	Relocate
IL 40	5m Rt.	Sta. 1+573	Telephone Pedestal	Slope/Ditch	Relocate
IL 40	1m Lt.	Sta. 1+598.5	Telephone Pole	Roadway	Relocate
IL 40	19m Lt.	Sta. 1+635	Telephone Pole	Ditch Cut	Relocate
IL 40	49m Lt. to 32m Rt.	Sta. 1+915 to 2+025	Buried Telephone (2 Lines)	Ditch Cut	Relocate/ Adjust
IL 40	25m Rt.	Sta. 17+483.5	Pedestal	Ditch Cut	Caution
IL 40	40m Rt. to 25m Lt.	Sta. 17+500 to 17+552	Buried Telephone	Proposed Roadway	Relocate
IL 40	23m Lt.	Sta. 17+513	Pedestal	Roadway	Relocate
IL 40	23m Lt.	Sta. 17+512	Telephone Pole	Road/Shoulder	Relocate
IL 40	9m Lt. to 9m Lt.	Sta. 2+988 to 3+015	Buried Line	Cul-De-Sac	Relocate

The above represents the best information of the Department and is only included for the convenience of the bidder. The applicable provisions of Recurring Special Provisions LRS1, LRS6 and Articles 105.07, 107.20, 107.31 and 108.02 of the Standard Specifications for Road and Bridge Construction shall apply.

The estimated utility relocation dates should be part of the progress schedule submitted by the Contractor. If any utility adjustments or relocations have not been completed by the above dates specified and when required by the Contractor's operations after these dates, the Contractor should notify the Engineer in writing. A request for an extension of time will be considered to the extent the Contractor's critical path schedule is affected.

The above represents the best information of the Department and is only included for the convenience of the bidder. The applicable provisions of Recurring Special Provisions LRS1, LRS6 and Articles 105.07, 107.20, 107.31 and 108.02 of the Standard Specifications for Road and Bridge Construction shall apply.

The estimated utility relocation dates should be part of the progress schedule submitted by the Contractor. If any utility adjustments or relocations have not been completed by the above dates specified and when required by the Contractor's operations after these dates, the Contractor should notify the Engineer in writing. A request for an extension of time will be considered to the extent the Contractor's critical path schedule is affected.

LOCATION OF UNDERGROUND STATE MAINTAINED FACILITIES

Effective August 3, 2007

The Contractor shall be responsible for locating existing IDOT electrical facilities at his/her own expense if required, prior to performing any work. The Contractor shall also be liable for any damage to IDOT facilities resulting from inaccurate locating.

There will be no additional compensation for locating IDOT electrical facilities.

BORROW AND FURNISHED EXCAVATION

Effective March 7, 2000

Revised April 27, 2007

Add the following to the requirements of Article 204:

"Soils which demonstrate the following properties shall be restricted to the interior of the embankment and shall be covered on both sides and top with a minimum of 3 feet (900mm) of non-restricted soil not considered detrimental in terms of erosion potential or excess volume change. A restricted soil is defined as having any one of the following properties:"

A grain size distribution with less than 35% passing the number 75um (#200) sieve.

A plasticity index of less than 12.

A liquid limit in excess of 50.

“All restricted and non-restricted embankment materials shall have the following minimum strengths for the indicated moistures:”

Immediate Bearing Value	Shear Strength At 95% Density *	Moisture
3.0	1000PSF (50 Kpa)	120%
4.0	1300 PSF (62 Kpa)	110%

*Granular Soils $\phi=35^\circ$

EMBANKMENT (RESTRICTIONS)

Effective January 21, 2005 Revised August 3, 2007

Add the following to the requirements of Article 205.04:

Gravel, crushed stone or soils having less than 35% passing the number 200 sieve and other materials as allowed by Article 202.03 of the standard specifications are further restricted. These further restricted materials are also limited to the interior of the embankment and shall have a minimum cover of 3' (1 m) of non-restricted soil (see “Borrow and Furnished Excavation” Special Provision). Alternating layers of further restricted material and cohesive soil will not be permitted. The further restricted materials may only be incorporated into the embankment by using one of the following procedures:

- a. The further restricted materials shall be placed in 4” lifts and disked with the underlying lift material until a uniform and homogenous material is formed having more than 35% passing the number 200 sieve.
- b. Sand, gravel or crushed stone embankment when placed on the existing ground surface will be drained using a 10' (3 m) by 10' (3 m) french drain consisting of nonwoven geotechnical fabric with 12” (0.3 m) of B-3 riprap. This shall be constructed on both sides of the embankment at the toe of the foreslope spaced 150' (46 m) apart. At locations requiring a French drain the 3' (1 m) cohesive cap shall not be installed within the 10' by 10' riprap area. If the Engineer determines that the existing ground is a granular free draining soil, the french drain may be deleted.
- c. Sand, gravel or crushed stone embankment when placed on top of a cohesive embankment will be drained with a permanent 4” (100 mm) underdrain system. The underdrain system shall consist of a longitudinal underdrain on both sides of the embankment and transverse underdrains spaced at 250' (75 m) centers. The underdrain shall consist of a 2' (0.6 m) deep by 1' (0.3 m) wide trench, backfilled with FA4 sand and a 4” (100 mm) diameter underdrain. In addition, both sides of the embankment will have a 6” (150 mm) diameter pipe drain which will drain the underdrain system and outletted into a permanent drainage structure or outletted by a headwall at the toe of the embankment.

The above work will not be paid for separately but shall be included in the cost of Earth Excavation, Furnished Excavation, or Borrow Excavation.

EMBANKMENT

Effective: July 1, 1990 Revised: November 1, 2007

Revise the third paragraph of Article 205.06 of the Standard Specifications to read:

All embankment shall be constructed with not more than 110% of optimum moisture content, determined according to AASHTO T 99 (Method C). The 110% of optimum moisture limit may be waived in free draining granular material when approved by the Engineer.

The Contractor may, at his option, add a drying agent to lower the moisture content as specified above. The drying agent must be approved by the Engineer prior to use. Extra compensation will not be allowed for the use of a drying agent but will be considered included in the cost of the various items of excavation.

PROOF ROLLING

Effective April 23, 2004 Revised January 1, 2007

This work shall consist of proof rolling the subgrade with a fully loaded tandem axle dump truck and driver at the direction of the Engineer. The truck shall travel the subgrade in all of the proposed lanes of traffic in the presence of the Engineer.

This work will not be paid for separately, but considered included in the various earthwork pay items.

SUBGRADE TREATMENT

Effective July 1, 1990 Revised April 25, 2008

Revise first sentence of first paragraph of Article 301.04 as follows:

“When compacted, the subgrade shall have a minimum dry density of 95 percent of the standard laboratory dry density and a minimum immediate bearing value (IBV) of 3.0.”

Delete the second paragraph (including subparagraphs a, b, and c) of Article 301.04 of the Standard Specifications and replace it with the following:

“In cut sections the contractor responsible for the rough grading shall obtain not less than 95% of the standard laboratory density and not more than 110% of the optimum moisture for the top 1' (300mm) of the subgrade.

The Contractor may, at his/her option, add a drying agent to lower the moisture content as specified. The drying agent must be approved by the Engineer prior to use. Additional compensation will not be allowed for the use of a drying agent, but will be considered as included in the cost of the various earthwork items.”

In the first sentence of the third paragraph delete “above steps have” and replace with “work has.”

SUBBASE GRANULAR MATERIAL

Effective: November 5, 2004

This work shall be in accordance with Section 311 of the Standard Specifications and as specified herein.

All Subbase Granular Material shall have a minimum IBR of 40.

PLACEMENT OF HOT-MIX ASPHALT SURFACE COURSES

Effective: March 22, 2001 Revised: January 1, 2007

Placement of hot-mix asphalt surface courses shall not be allowed after October 15th of any calendar year. The contractor is responsible for scheduling construction activities to complete placement of surface courses prior to October 15th. If surface courses are not in place by October 15th, the contractor is responsible for implementing any measures needed to make the roadway suitable for winter traffic and snow plowing activities. Any additional costs associated with this provision shall be considered included in the cost of the unit prices bid for hot-mix asphalt surface course items.

BITUMINOUS PRIME COAT FOR HOT-MIX ASPHALT PAVEMENT (FULL-DEPTH)

Effective August 3, 2007 Revised April 25, 2008

Revise Article 407.06(b) of the Standard Specifications to read:

“A bituminous prime coat shall be applied between each lift of HMA according to Article 406.05(b) at a rate of 0.02 to 0.05 gal/sq. yd. (0.1 to 0.2 L/sq. m), the exact rate to be determined by the Engineer.”

Revise the second paragraph of Article 407.12 to read:

“Prime Coat will be paid for at the contract unit price per gallon (liter) or per ton (metric ton) for BITUMINOUS MATERIALS (PRIME COAT).”

REFLECTIVE CRACK CONTROL TREATMENT

Effective March 1, 1996 Revised January 1, 2007

Revise the 2nd and 3rd sentences of Article 443.01 to read as follows:

“Area reflective crack control treatment shall be System A. Strip reflective crack control treatment shall be System A.”

Add the following paragraph to Article 443.04:

“If rain is imminent, the Contractor is to apply a fog coat prime and a fine aggregate blotter, as directed by the Engineer, to all area crack control fabric that has been placed but not overlaid. This work shall be completed in accordance with Article 406.06, and will be paid for in accordance with Article 109.04.”

Add the following paragraph to Article 443.05:

“The Hot-Mix Asphalt (HMA) concrete leveling binder, binder course, or surface course mixture placement on the crack control treatment shall be completed within two working days of the time the crack control is installed.

Reflective crack control treatment placed more than two working days in advance of the overlay placement will be inspected by the Engineer prior to placing the overlay. Any corrective work required by the Engineer shall be completed by the Contractor at no cost to the Department.”

Revise the first sentence of Article 443.06 to read as follows:

“The area to be covered with fabric shall be sprayed uniformly with asphalt binder at a rate of 0.20 to 0.30 gal./sq. yd. (0.8 to 1.3 L/m²) as directed by the Engineer.

Add after the first paragraph of Article 443.06:

“If the asphalt cement binder bleeds through the fabric under traffic, then a fine aggregate blotter shall be applied as directed by the Engineer and paid for in accordance with Article 109.04.

After reflective crack control placement and prior to the HMA overlay placement, the Contractor shall furnish, erect and maintain SLIPPERY WHEN WET signs at such locations when required during wet weather. The cost of this work shall be included in the unit prices bid and no additional compensation will be allowed.”

INLET-MANHOLE, TYPE G-1, 4' (1.2 M) DIAMETER, SPECIAL

Effective October 1, 1995

Revised January 1, 2007

This work shall consist of all labor, equipment, and material for the construction of Inlet-Manhole, Type G-1, 4' (1.2 m) Diameter, Special and Combination Concrete Curb and Gutter in accordance with Section 602 and 606 of the Standard Specifications and the details in the plans.

Add “INLET-MANHOLE, TYPE G-1, 4' (1.2 m) DIAMETER, SPECIAL” to Article 602.16 of the Standard Specifications. Delete the first paragraph of Articles 606.14 and 606.15.

Payment for transitional Combination Concrete Curb and Gutter will be included in "INLET-MANHOLE, TYPE G-1, 4' (1.2 m) DIAMETER, SPECIAL" in accordance with details shown in the plans.

This work will be paid for at the contract unit price each for INLET-MANHOLE, TYPE G-1, 4' (1.2 m) DIAMETER, SPECIAL.

FILLING EXISTING CULVERTS

Effective October 15, 1995

Revised January 1, 2007

This work shall consist of filling existing pipe culverts with controlled Low Strength Material meeting the requirements of Sections 593 and 1019 of the Standard Specifications.

The culverts to be filled are as follows:

The culverts shall be plugged on both ends with a plug material meeting the approval of the Engineer. The plug shall be adequate to withstand the hydrostatic load created during the filling operation. If the plugs fail during the filling operation, the Contractor shall be responsible for the cost of repairing the plugs and filling the remainder of the culvert.

This work, including the cost of plugging the pipe ends, will be paid for at the contract unit price each for FILLING EXISTING CULVERTS. Each culvert location filled will be paid for separately.

TRAFFIC CONTROL PLAN

Effective March 19, 2009

Traffic control shall be in accordance with the applicable sections of the "Standard Specifications for Road and Bridge Construction," the applicable guidelines contained in the "Illinois Manual on Uniform Traffic Control Devices for Streets and Highways," these Special Provisions, and any special details and Highway Standards contained herein and in the plans.

Special attention is called to Section 701 and Articles 107.09 and 107.14 of the "Standard Specifications for Road and Bridge Construction" and the following Highway Standards relating to traffic control:

701001, 701006, 701011, 701101, 701201, 701301, 701306, 701311, 701326,
701331, 701336, 701426, 701501, 701606, 701701, 701901

Working Restrictions

IL Route 40 shall be kept open to traffic at all times. One-way traffic using appropriate traffic control will be allowed between the hours 8:30 A.M. and 4:00 P.M., Monday through Friday. If approved by the Engineer, longer hours of lane closure will be permitted on weekends if desired by the Contractor's operations.

Temporary Signals shall be provided at the existing IL Route 40/Hickory Grove Road and IL Route 40/Cedar Hills Drive intersections to accommodate the proposed roadway work. Refer to the Traffic Signal Plans for addition details.

Traffic Control Surveillance as defined in Article 701.10, is applicable only when Standard 701326 is being used.

CONDUIT, PUSHED OR TRENCHED

Effective October 1, 1991

Revised January 1, 2007

This work shall consist of furnishing and installing conduit under an existing roadway, driveway, or sidewalk, or trenched into the ground. The Contractor may substitute coilable polyethylene conduit of equal size.

In urban areas where the existing pavement is to be overlaid, if utility conflicts or other circumstances make a push impossible, then the Engineer may direct the Contractor to saw cut the pavement to install the conduit. This work shall consist of using a wheel saw to cut a 4" (100 mm) wide cut through the pavement and installing the conduit just below the pavement structure. The Contractor shall then backfill the cut with an approved bituminous concrete mixture. This work shall be performed before any rotomilling or overlaying of the pavement. The work of saw cutting the pavement and backfilling the cut will be paid for according to Article 109.04 of the Standard Specifications.

Basis of Payment. This work will be paid for at the contract unit price per foot (meter) for CONDUIT of the size and type specified, which price shall be payment in full for furnishing and installing the conduit and fittings complete.

MATERIAL TRANSFER DEVICE (BDE)

Effective Date: June 15, 1999

Revised Date: January 1, 2009

Description. This work shall consist of placing HMA surface courses in accordance with Section 406 of the Standard Specifications, except that these materials shall be placed using a material transfer device.

Materials and Equipment. The material transfer device shall have a minimum surge capacity of 15 tons (13.5 metric tons), shall be self-propelled and capable of moving independent of the paver, and shall be equipped with the following:

- (a) Front-Dump Hopper and Conveyor. The conveyor shall provide a positive restraint along the sides of the conveyor to prevent material spillage. Material Transfer devices having paver style hoppers shall have a horizontal bar restraint placed across the foldable wings which prevents the wings from being folded.
- (b) Paver Hopper Insert. The paver hopper insert shall have a minimum capacity of 14 tons (12.7 metric tons).

(c) Mixer/Agitator Mechanism. This re-mixing mechanism shall consist of a segmented, anti-segregation, re-mixing auger or two full-length longitudinal paddle mixers designed for the purpose of re-mixing the hot-mix asphalt (HMA). The longitudinal paddle mixers shall be located in the paver hopper insert.

CONSTRUCTION REQUIREMENTS

General. The material transfer device shall be used for the placement of HMA surface courses placed with a paver excluding shoulders. The material transfer device speed shall be adjusted to the speed of the paver to maintain a continuous, non-stop paving operation.

Use of a material transfer device with a roadway contact pressure exceeding 20 psi (138 kPa) will be limited to partially completed segments of full-depth HMA pavement where the thickness of binder in place is 10 in. (250 mm) or greater.

Structures. The material transfer device may be allowed to travel over structures under the following conditions:

- (a) Approval will be given by the Engineer.
- (b) The vehicle shall be emptied of HMA material prior to crossing the structure and shall travel at crawl speed across the structure.
- (c) The tires of the vehicle shall travel on or in close proximity and parallel to the beam and/or girder lines of the structure.

Method of Measurement. This work will be measured for payment in tons (metric tons) for Polymerized HMA Surface Course, Mixture D materials placed with a material transfer device.

Basis of Payment. This work will be paid for at the contract unit price per ton (metric ton) for MATERIAL TRANSFER DEVICE.

The various HMA mixtures placed with the material transfer device will be paid for as specified in their respective specifications. The Contractor may choose to use the material transfer device for other applications on this project; however, no additional compensation will be allowed.

PROSECUTION AND PROGRESS

Hickory Grove Road shall be closed from IL Rte 40 to the easterly project limits for the reconstruction and relocation of the roadway. The Contractor shall complete the earthwork, drainage items, Hot-Mix Asphalt Base Course for Hickory Grove Road (East) and re-open it to traffic within 14 calendar days after closing.

The "Schedule of Deductions for Each Day of Overrun in Contract Time", which is included in Article 108.09 of the Standard Specifications will not apply to the 14 calendar day time limit.

The deduction per calendar day for this portion of the contract will be \$1,000.00.

The remaining work pertaining to Hickory Grove Road (East) shall be completed under traffic using the appropriate traffic control standards.

Left turn access to Cedar Hills Drive (westbound) from IL Rte 40 (northbound) shall be maintained except when the Contractor is completing the final pavement connection. The Contractor shall complete the earthwork, drainage items, Hot-Mix Asphalt Pavement, and other related items and re-open it to traffic within 14 calendar days after closing.

The "Schedule of Deductions for Each Day of Overrun in Contract Time", which is included in Article 108.09 of the Standard Specifications will not apply to the 14 calendar day time limit. The deduction per calendar day for this portion of the contract will be \$1,000.00.

The remaining work pertaining to Cedar Hills Drive shall be completed under traffic using the appropriate traffic control standards.

POLYMERIZED BITUMINOUS PRIME COAT FOR HOT-MIX ASPHALT PAVEMENT (FULL-DEPTH)

Effective: August 3, 2007

Revised: April 25, 2008

Revise Article 407.06(b) of the Standard Specifications to read:

"A polymerized bituminous prime coat shall be applied between each lift of HMA according to Article 406.05(b) at a rate of 0.02 to 0.05 gal/sq yd (0.1 to 0.2 L/sq m), the exact rate to be determined by the Engineer."

Revise the second paragraph of Article 407.12 to read:

"Prime Coat will be paid for at the contract unit price per gallon (liter) or per ton (metric ton) for POLYMERIZED BITUMINOUS MATERIALS (PRIME COAT)."

PAVED SHOULDER REMOVAL (SPECIAL)

This work shall consist of removal and satisfactory disposal of the existing ± 305 mm wide Hot-Mix Asphalt shoulder along the 6.706 m wide pavement of IL Route 40. The work shall be done in accordance with Section 440 of the Standard Specifications.

The thickness of material to be removed is ± 150 mm and ± 225 mm of HMA shoulder. This data has been obtained from old plans and is for information only. It shall be the responsibility of the Contractor to determine the thickness of the existing paved shoulder, including overlays, and other appurtenances to be removed. No additional compensation will be allowed because of variations from the assumed thicknesses or from the thicknesses shown on the plans.

Full depth sawing is not required; however, a longitudinal saw cut to a minimum depth of 100 mm shall be provided where the adjacent pavement is to remain in place.

Basis of Payment: This work will be measured for payment in meters, and will be paid for at the contract unit price per meter for PAVED SHOULDER REMOVAL (SPECIAL).

CLASS D PATCHES

This work consists of pavement patching and shall be done in accordance with Section 442 of the Standard Specifications except as specified herein.

Patching Required for Culvert Work Under IL Route 40

The following describes the existing pavement structure of IL Route 40 at Station 16+668 and 17+588 where Class D patches are required for culvert work.

	<u>16+668</u>	<u>17+588</u>
Original Pavement:	5.49 m wide concrete	5.49 m wide concrete
Widened to:	6.71 m concrete	10.4 m concrete
Resurfacing:	4 times	4 times
	Total thickness ±230 mm	Total thickness ±230 mm
	Aggregate Shoulders	Aggregate Shoulders

After removal of the existing culvert, the trench shall be backfilled with trench backfill up to the bottom of the proposed patch. Trench backfill will be measured and paid for separately.

Delete the 2nd and 3rd paragraphs of Article 442.10, METHOD OF MEASUREMENT.

Add the following to the 1st paragraph of Article 442.10:

Measurement of the pavement removal and replacement will be based upon the total surface width of the "pavement" which includes the Hot-Mix Asphalt shoulders.

AGGREGATE SHOULDERS, TYPE B 150MM

Effective: July 1, 1990

Revised: January 1, 2007

The aggregate shoulder shall be constructed according to Section 481 of the Standard Specifications. The shoulder shall be constructed in two lifts. The first lift shall be placed and compacted flush with the top of the adjacent HMA shoulder or leveling binder. Placement of the HMA surface course will not be allowed until the first lift of aggregate shoulder is constructed.

REMOVE EXISTING CULVERTS

This work consists of the removal and satisfactory disposal of existing across-road concrete box culverts, pipe culverts and end sections, when the work is to be done under traffic using Standard 701201. All culvert removal work shall be done on accordance with Section 501 of the Standard Specifications and as outlined herein.

All work: including, the removal of the existing pavement (Class D Patches of the type and thickness specified), excavation required for the removal, installation of a portion of the new culvert (if required), backfilling the trench to the bottom of the Class D Patch, and the placement of the Hot-Mix Asphalt material for the Class D Patch, shall be completed during the work day. Over night lane closures will not be allowed.

Temporary bulkheads, capable of withstanding the pressure of the backfill material shall be provided to block the open ends of the new culvert and the portion of culvert remaining in place under the open lane of traffic.

When a new culvert is to be constructed in the same trench, refer to the Special Provision titled "Backfill-Pipe Culverts" for the method and payment of backfill.

When a new culvert is not called for and the entire trench is to be backfilled, trench backfill material shall be used from the bottom of trench up to the bottom of the Class D Patch. This work shall be done as specified in the Special Provision titled "Backfill-Pipe Culverts".

Concrete headwalls and /or end sections attached to the box culverts shall be removed and disposed of off site as part of this work.

Basis of Payment: This work will be measured in meters from end to end of the end sections or culvert (if no headwalls or end sections exist). Payment will be made at the contract unit price per meter for REMOVE EXISTING CULVERTS, which price shall include all labor for: the excavation, the removal of the culvert, headwalls, and end sections, and the backfilling. The cost of furnishing placing and subsequently removing the temporary bulkheads shall also be included.

Separate payment will be made for the Class D Patches, Trench Backfill, and Traffic Control Standard 701201.

PIPE CULVERT REMOVAL

This work consists of the removal and satisfactory disposal of existing culverts and their end sections, when the work can be done without affecting traffic. Refer to the Special Provision titled "Remove Existing Culverts" for the removal of across-road culverts when the removal is done under traffic and has to be done in stages. All work shall be done in accordance with Section 501 of the Standard Specifications and as outlined herein.

In some instances back filling the trench will be required, such as for entrances that will remain in place. When backfilling is required the work shall be done in accordance with Article 542.06(d), except the backfill shall be placed to the finished grade or to the bottom of the proposed Hot-Mix Asphalt base course or aggregate surface course.

Basis of Payment: This work will be paid for at the contract unit price each for PIPE CULVERT REMOVAL, which price includes the cost of all excavation, removal and disposal of the culvert including end sections and backfilling.

BACKFILL-PIPE CULVERTS

Effective: October 15, 1995

Revised: January 1, 2007

When trenches or excavation are made across existing pavement to remain in place, revise Article 542.04(f) 4th paragraph as follows:

“The remainder of the trench and excavation shall be backfilled with trench backfill. All backfill material shall be deposited in the trench or excavation in such a manner as not to damage the culvert. Trench backfill above the center of the pipe shall be compacted by either Method 2 or Method 3 specified in Article 550.07, or in accordance with Method 1 specified in Article 550.07, except that the compacted lifts shall not exceed 8” (200 mm) in thickness.

When the trench has been widened for the removal and replacement of unstable or unsuitable material, the backfilling with trench backfill and impervious material will be required for the entire width of the trench or excavation. Each 8” (200 mm) layer for the entire trench width shall be completed before beginning the placement of the next layer.”

Basis of Payment: This work will not be paid for separately but shall be included in the contract unit price per foot (meter) for PIPE CULVERTS, of the type and diameter specified. Trench backfill will be paid for as specified in Article 208.04.

TEMPERATURE CONTROL FOR CONCRETE PLACEMENT

Effective: August 3, 2007

Delete the second and third sentences of the second paragraph of Article 1020.14(a) of the Standard Specifications.

CONCRETE COLLAR

This work consists of the construction of a pipe culvert extension collar in accordance with the details in the construction plans. The collar shall be constructed entirely of Class SI Concrete and in accordance with the applicable portions of Section 503 of the Standard Specifications. Reinforcement bars shall conform to Section 508.

Expansion bolts shall consist of approved Expansion Anchors, and M20 Hook Bolts, which conform to Section 1006.09. These bolts shall extend at least 200 mm into the new concrete.

Basis of Payment: This work shall be measured for per each. Payment shall be made at the contract unit price per each for CONCRETE COLLAR. The price shall be full compensation for furnishing all materials, including Class SI Concrete, Reinforcement Bars, and Anchor Bolts specified, and for all labor, equipment, tools, and incidentals necessary to complete this item.

PIPE UNDERDRAIN

Effective: August 1, 2003

This work shall be according to Section 601 of the Standard Specifications except that FA 4 or FM 4 meeting the following gradations shall be used for backfilling the underdrain trench:

Sieve Size	Percent Passing	
	<u>FA 4</u>	<u>FM 4</u>
3/8" (9.5 mm)	100	100
No. 4 (4.75 mm)		97 ± 3
No. 8 (2.36 mm)		5 ± 5
No. 10 (2 mm)	21% max	
No. 16 (1.18 mm)	5 ± 5	2 ± 2
No. 200 (75)	2% max	2% max

Only natural sands and gravel shall be used. A pipe slot of 1.75 mm ± 0.25 mm shall be used. The number of slots and the slot length may be manipulated to maintain the inlet flow specified in AASHTO M 252-96 as long as it does not compromise any other requirements specified in AASHTO M 252-96. No fabric envelope for the pipe underdrain or the trench shall be used. The District may conduct a number of Ploog Washer tests, using this pipe with random samples of the backfill material. The loss of fines through the pipe slot in the Ploog Washer tests shall not exceed 4%.

INLETS, TYPE G-1

Effective: October 1, 1995

Revised: January 1, 2007

This work shall consist of furnishing all labor, equipment, and material for the construction of Type G-1 Inlets and Combination Concrete Curb and Gutter in accordance with Sections 602 and 606 of the Standard Specifications and the details in the plans.

Add "INLETS, TYPE G-1" to Article 602.16 of the Standard Specifications. Delete the first paragraph in Articles 606.14 and 606.15.

Payment for transitional Combination Concrete Curb and Gutter will be included in "INLETS, TYPE G-1" in accordance with the details shown in the plans.

This work will be paid for at the contract unit price each for INLETS, TYPE G-1.

LOCATION OF UNDERGROUND ELECTRICAL FACILITIES

The Contractor shall be responsible for locating all existing IDOT and City of Peoria electrical facilities prior to performing any work at his/her own expense if required. The Contractor shall also be liable for any damage to facilities resulting from inaccurate locating.

The Contractor may obtain, on request, plans for the existing electrical facilities from the Department.

The Contractor shall also be responsible for locating and providing protection for electrical facilities during all phases of construction. If at any time, the facilities are damaged, the Contractor shall immediately notify the Engineer and make all necessary arrangements for repair to the satisfaction of the Engineer. This work shall be included in the contract bi price.

FULL ACTUATED CONTROLLER AND TYPE IV CABINET, SPECIAL

This work shall be in accordance with Sections 857, 1073, and 1074 of the Standard Specifications except as modified herein.

The cabinet and controller shall be compatible with the existing Econolite fiber optic closed loop system and Aries remote monitoring software.

The traffic signal cabinet shall have a NEMA TS-2 back panel. The cabinet shall include a malfunction management unit to allow enhanced fault monitoring capabilities. The malfunction management unit shall be an EDI model MMU-16E.

The controller shall be a NEMA TS-2 Type 2 controller with RS-232 telemetry.

The malfunction management unit shall be equipped with the latest software and firmware revisions. The cabinet shall be equipped with a plexi-glass shield that covers the power panel which houses the mercury bus relay, line filter, circuit breakers, and other electrical components.

The cabinet shall be equipped with a plexi-glass shield that covers the thermostat and a florescent lighting assembly that turns on when the door is opened. The florescent lighting assembly shall be equipped with a cold weather ballast and mounted in a location that will not interfere with cabinet maintenance.

The traffic signal cabinet shall be equipped with a sixteen load switch back panel to accommodate future expansion.

The cabinet shall be furnished with a compact heater strip to be used for moisture reduction during cold weather. The heater shall be thermostatically controlled, operate at 120 volts, have a minimum wattage of 150 watts, a maximum wattage of 250 watts, have a shield to protect service personnel and equipment from damaging heat, be separately fused, and be mounted where it does not interfere with a person working in the cabinet.

The cabinet and controller shall be equipped with all components necessary to provide for a complete and functional fiber optic telemetry system.

The cabinet shall be equipped with toggle switch guards for all switches located on the door to prevent accidental switching. The cabinet shall include a high quality deluxe pleated filter.

The Contractor shall set up each cabinet in his or her shop for inspection by the Engineer. All phases that are utilized shall be hooked up to a light board to provide observation for each

signal indication. The Engineer shall be notified when the set up is complete so that all pertinent timings may be entered into the each traffic signal controller. The facility shall be subject to a seven day burn-in period before installation will be allowed.

Basis of Payment: This work will be paid for at the contract unit price each for FULL ACTUATED CONTROLLER AND TYPE IV CABINET SPECIAL and shall be payment in full for all labor, materials, and equipment required to provide, test, and install the equipment described above, complete.

LIGHTING CONTROLLER, PHOTOCELL RELAY

This item consists of furnishing and installing a photocell relay as shown in the plans or as directed by the Engineer. All photocell relays shall be mounted to the side of the traffic signal controller cabinet. This pay item includes the photocell controller, all cable, conduit, ground rod, and all hardware required for the installation.

The relay cabinet shall be of unpainted sheet or cast aluminum, approximately 450h (18") x 300w (12") x 200d (8") mm outside dimensions. It shall have a continuous hinged sheet aluminum door with standard police lock and key. The cabinet shall include hangers, plates, and other hardware necessary for mounting. All conduit connections shall be in the bottom and consist of slip joints with insulated bushings. The assembly shall be weatherproof.

The two pole contactor shall be capable of carrying and controlling at least 30 amperes at 240 volts, 60 cycles of lighting load. The 120 volt operating coil shall close the contacts when energized at 96 volts or more and hold them close until the voltage drops below 72 volts.

The photocell relay shall include one 30 Amp two-pole main breaker to facilitate power turn off at the cabinet, two 20 Amp branch two-pole breakers for the lighting circuits, and one 15 Amp one-pole control circuit breaker. The photocell relay shall be equipped with additional surge suppression for the control circuit (photocell, selector switch, and contactor). The additional surge suppressor shall meet or exceed the following minimum specifications:

Peak Current (8x20us):	20,000 Amp
Occurrences:	20 times minimum @ peak current
Clamp Voltage:	340 volts @ 20kA (Tested with MAIN NEUTRAL strapped to ground)
Response Time:	voltage never exceeds 340 volts during surge
Series Inductance:	200uh
Continuous Service Current:	10 Amps Max (120 VAC, 60 Hz)
Temperature Range:	-40C to +85C

A three-position manual control switch shall be included with positions marked HAND, OFF, AUTO on an engraved plastic cover plate. It shall include a lightning surge protector or expulsion gaps designed to bypass lightning surges.

The equipment mounting panel shall be 1/4" Arboron Material and all power wiring shall be RHH/RHW 600V. The control circuit wiring shall be #12 MTW and all connector screws shall be painted white for neutral bus, green for ground bus. All control wiring shall be stranded and marked with Brady markers.

The photocell shall be mounted on top of the lighting controller. The photocell shall have a hermetically sealed cadmium sulfide element arranged so that it can be adjusted to "turn on" at 1.5± .5 foot-candles. "Turn-off" shall occur only after the light level has exceeded "turn-on" value by two or more foot-candles for not less than .10 seconds. The circuitry shall include surge protection, turn the lights on in case of failure, operate on any input voltage from 105 to 260 volts, and control 10 amperes at 120 volts. The case shall be weatherproof, made of glass or plastic and designed to plug into a locking type socket, NEMA 3-pin. The photocell shall be equipped with a time delay feature to prevent turn off.

The conduit shall enter the relay only at the bottom. Cable size shall be number 6.

Basis of Payment: This work will be paid for at the contract unit price each for LIGHTING CONTROLLER PHOTOCELL RELAY which price shall be payment in full for all labor, materials, and equipment required to furnish and install the photo control relay, mounting hardware, conduit, wiring, and photoelectric cell.

SIGNAL HEAD, LED, 1-FACE, 3-SECTION, MAST ARM MOUNTED
SIGNAL HEAD, LED, 1-FACE, 3-SECTION, BRACKET MOUNTED
SIGNAL HEAD, LED, 1-FACE, 4-SECTION, MAST ARM MOUNTED
SIGNAL HEAD, LED, 1-FACE, 5-SECTION, BRACKET MOUNTED

This work shall be in accordance with Sections 880 and 1078 of the Standard Specifications except as modified herein.

The traffic signal heads shall consist of 300mm (12") polycarbonate sections and shall be equipped with LED assemblies for all red bulb, yellow bulb, green bulb, red arrow, yellow arrow, and green arrow indications.

The traffic signal heads shall have a yellow finish with black doors and tunnel visors.

The LED signal faces shall be equipped with spade connectors and connected to the traffic signal head terminal block.

The LED assemblies for the red, yellow, and green solid and arrow indications shall meet or exceed the following minimum specifications:

RED LED ASSEMBLY

Currently, only the following models are approved by the Department for use provided that they meet the minimum specifications listed below:

GELcore Model DR6-RTFB-17A

Dialight Model DURALED 433-1210-003XL

The LED assembly must conform to the following minimum specifications:

Lens: 300mm (12") Diameter, Red, Hard Coated for Abrasion Resistance, UV Stabilized Dome, Designed to Evenly Distribute Light Across the Entire Face of the Lens to Provide a Uniform Illuminance Across the Face of The LED, Provide a Wide Angle For Viewing, And Eliminate any "Dotty" or Grainy Appearance.

LEDs: Interconnected to minimize the effect of single LED failures, Nominal Wattage: 6-10 W or less, Nominal Wavelength: 625-626nm

Minimum Luminous Intensity (cd): 365

Product Warranty: 5-Year Replacement (Materials, Workmanship, and Intensity)

The assembly shall be capable of operating from 80 to 135 VAC with less than 10% variation in intensity, shall have an operating temperature range of -40° to 74°C, and shall be sealed and highly resistant to water intrusion.

The assembly shall conform to the latest applicable (Part II) ITE color requirements and meet ITE VTCSH LED Circular Signal Supplement June 2005 specifications for LED traffic signals, including intensity requirements at -40° to 74°C.

The assembly shall be compatible with signal control equipment per NEMA TS-2, NEMA TS-1 standards, and include transient voltage protection and fusing to withstand high-repetition noise transients and low repetition high energy transients per NEMA standard 1992 and ITE VTCSH - STD PART 2.

YELLOW LED ASSEMBLY

Currently, only the following models are approved by the Department for use provided that they meet the minimum specifications listed below:

GELcore Model DR6-YTFB-17A

Dialight Model DURALED 433-3230-001XL

The LED assembly must conform to the following minimum specifications:

Lens: 300mm (12") Diameter, Clear or Yellow, Hard Coated for Abrasion Resistance, UV Stabilized Dome, Designed to Evenly Distribute Light Across the Entire Face of the Lens to Provide a Uniform Illuminance Across the Face of The LED, Provide a Wide Angle For Viewing, And Eliminate any "Dotty" or Grainy Appearance

LEDS: Interconnected to minimize the effect of single LED failures, Nominal Wattage: 19 W or less, Nominal Wavelength: 589-590nm

Minimum Luminous Intensity (cd): 910

Product Warranty: 5-Year Replacement (Materials, Workmanship, and Intensity)

The assembly shall be capable of operating from 80 to 135 VAC with less than 10% variation in intensity, shall have an operating temperature range of -40° to 74°C, and shall be sealed and highly resistant to water intrusion.

The assembly shall conform to the latest applicable (Part II) ITE color requirements and meet ITE VTCSH LED Circular Signal Supplement June 2005 specifications for LED traffic signals, including intensity requirements at -40° to 74°C, except for when its terms are in conflict with the terms contained in this special provision. In such cases, this special provision shall supersede the contrary ITE specification.

The assembly shall be compatible with signal control equipment per NEMA TS-2, NEMA TS-1 standards, and include transient voltage protection and fusing to withstand high-repetition noise transients and low repetition high energy transients per NEMA standard 1992 and ITE VTCSH - STD PART 2.

GREEN LED ASSEMBLY

Currently, only the following models are approved by the Department for use provided that they meet the minimum specifications listed below:

GELcore Model DR6-GCFB-17A (Clear)

Dialight Model 433-2220-001XL (Tinted Lens)

The LED assembly must conform to the following minimum specifications:

Lens: 300mm (12") Diameter, Hard Coated for Abrasion Resistance, UV Stabilized Dome, Designed to Evenly Distribute Light Across the Entire Face of the Lens to Provide a Uniform Illuminance Across the Face of The LED, Provide a Wide Angle For Viewing, And Eliminate any "Dotty" or Grainy Appearance

LEDS: Interconnected to minimize the effect of single LED failures, Nominal Wattage: 9-13 W or less, Nominal Wavelength: 500nm

Minimum Luminous Intensity (cd): 475

Product Warranty: 5-Year Replacement (Materials, Workmanship, and Intensity)

The assembly shall be capable of operating from 80 to 135 VAC with less than 10% variation in intensity, shall have an operating temperature range of -40° to 74°C, and shall be sealed and highly resistant to water intrusion.

The assembly shall conform to the latest applicable (Part II) ITE color requirements and meet ITE VTCSH LED Circular Signal Supplement June 2005 Specifications for LED traffic signals, including intensity requirements at -40° to 74°C.

The assembly shall be compatible with signal control equipment per NEMA TS-2, NEMA TS-1 standards, and include transient voltage protection and fusing to withstand high-repetition noise transients and low repetition high energy transients per NEMA standard 1992 and ITE VTCSH - STD Part 2

GREEN ARROW LED ASSEMBLY

Currently, only the following models are approved by the Department for use provided that they meet the minimum specifications listed below:

GELcore Model DR6-GCAAN-17A

Dialight Model 432-2374-001XOD

The LED assembly must conform to the following minimum specifications:

Lens: 300mm (12") Diameter, Hard Coated for Abrasion Resistance, UV Stabilized Dome, Designed to Evenly Distribute Light Across the Entire Face of the Lens to Provide a Uniform Illuminance Across the Face of The LED, Provide a Wide Angle For Viewing, And Eliminate any "Dotty" or Grainy Appearance.

LEDs: Interconnected to minimize the effect of single LED failures, Nominal Wattage: 5-6 W or less, Nominal Wavelength: 500nm, Shall Have a Full Profile Arrow Indication (No Outlined or 2 Row Indications)

Minimum Luminous Intensity (cd): 176

Product Warranty: 5-Year Replacement (Materials, Workmanship, and Intensity)

The assembly shall be capable of operating from 80 to 135 VAC with less than 10% variation in intensity, shall have an operating temperature range of -40° to 74°C, and shall be sealed and highly resistant to water intrusion.

The assembly shall conform to the latest applicable (Part II) ITE color requirements and meet ITE VTCSH LED Vehicle Arrow Traffic Signal Supplement July 1, 2007 Specifications for LED traffic signals, including intensity requirements at -40° to 74°C.

The assembly shall be compatible with signal control equipment per NEMA TS-2, NEMA TS-1 standards, and include transient voltage protection and fusing to withstand high-repetition noise transients and low repetition high energy transients per NEMA standard 1992 per ITE VTCSH - STD Part 3.

RED ARROW LED ASSEMBLY

Currently, only the following models are approved by the Department for use provided that they meet the minimum specifications listed below:

GELcore Model DR6-RTAAN-17A

Dialight Model 432-1314-001XOD

The LED assembly must conform to the following minimum specifications:

Lens: 300mm (12") Diameter, Hard Coated for Abrasion Resistance, UV Stabilized Dome, Designed to Evenly Distribute Light Across the Entire Face of the Lens to Provide a Uniform Illuminance Across the Face of The LED, Provide a Wide Angle For Viewing, And Eliminate any "Dotty" or Grainy Appearance.

LEDs: Interconnected to minimize the effect of single LED failures, Nominal Wattage: 5-6 W or less, Nominal Wavelength: 626-628nm, Shall Have a Full Profile Arrow Indication (No Outlined or 2 Row Indications)

Minimum Luminous Intensity (cd): 56.8-58

Product Warranty: 5-Year Replacement (Materials, Workmanship, and Intensity)

The assembly shall be capable of operating from 80 to 135 VAC with less than 10% variation in intensity, shall have an operating temperature range of -40° to 74°C, and shall be sealed and highly resistant to water intrusion.

The assembly shall conform to the latest applicable (Part II) ITE color requirements and meet ITE VTCSH LED Vehicle Arrow Traffic Signal Supplement July 1, 2007 Specifications for LED traffic signals, including intensity requirements at -40° to 74°C.

The assembly shall be compatible with signal control equipment per NEMA TS-2, NEMA TS-1 standards, and include transient voltage protection and fusing to withstand high-repetition noise transients and low repetition high energy transients per NEMA standard 1992 per ITE VTCSH - STD Part 3.

YELLOW ARROW LED ASSEMBLY

Currently, only the following models are approved by the Department for use provided that they meet the minimum specifications listed below:

GELcore Model DR6-YTAAN-17A

Dialight Model 431-3334-001XOD

The LED assembly must conform to the following minimum specifications:

Lens: 300mm (12") Diameter, Clear or Yellow, Hard Coated for Abrasion Resistance, UV Stabilized Dome, Designed to Evenly Distribute Light Across the Entire Face of the Lens to Provide a Uniform Illuminance Across the Face of The LED, Provide a Wide Angle For Viewing, And Eliminate any "Dotty" or Grainy Appearance

LEDS: Interconnected to minimize the effect of single LED failures, Nominal Wattage: 12 W or less, Nominal Wavelength: 590-592nm, Shall Have a Full Profile Arrow Indication (No Outlined or 2 Row Indications)

Minimum Luminous Intensity (cd): 141.6-146

Product Warranty: 5-Year Replacement (Materials, Workmanship, and Intensity)

The assembly shall be capable of operating from 80 to 135 VAC with less than 10% variation in intensity, shall have an operating temperature range of -40° to 74°C, and shall be sealed and highly resistant to water intrusion.

The assembly shall conform to the latest applicable (Part II) ITE color requirements and meet ITE VTCSH LED Vehicle Arrow Traffic Signal Supplement July 1, 2007 Specifications for LED traffic signals, including intensity requirements at -40° to 74°C, except for when its terms are in conflict with the terms contained in this special provision. In such cases, this special provision shall supersede the contrary ITE specification.

The assembly shall be compatible with signal control equipment per NEMA TS-2, NEMA TS-1 standards, and include transient voltage protection and fusing to withstand high-repetition noise transients and low repetition high energy transients per NEMA standard 1992 per ITE VTCSH - STS Part 3.

YELLOW/GREEN BI-MODAL ARROW

Currently, only the following models are approved by the Department for use provided that they meet the minimum specifications listed below:

GELcore Model DR6-ECA6-01A (Outline Profile)

Dialight Model 430-6370-001

The LED assembly must conform to the following minimum specifications:

Lens: 12" Diameter, Hard Coated for Abrasion Resistance, UV Stabilized Dome

LEDs: Interconnected to minimize the effect of single LED failures, Nominal Wattage: 10 W Green, 10 W Yellow or less, Nominal Wavelength: 505 -508 nm Green, 590-592 nm Yellow

Product Warranty: 5-Year Replacement (Materials, Workmanship, and Intensity)

The assembly shall be capable of operating from 80 to 135 VAC with less than 10% variation in intensity, shall have an operating temperature range of 40° to 74°C, and shall be sealed and highly resistant to water intrusion.

The assembly shall conform to the latest applicable (Part II) ITE color requirements and meet ITE specifications for LED traffic signals, including intensity requirements at -40° to 74°C.

The assembly shall be compatible with signal control equipment per NEMA TS-2, NEMA TS-1 standards, and include transient voltage protection and fusing to withstand high-repetition noise transients and low repetition high energy transients per NEMA standard 1992 per ITE VTCSH - STD Part 2.

Basis of Payment: This work will be paid for at the contract unit prices each for SIGNAL HEAD, LED of the type specified and shall be payment in full for all labor, materials, and equipment required to provide and install the traffic signal heads described above, complete.

SERVICE INSTALLATION, TYPE B

This work shall be in accordance with Section 805 and 1086 of the Standard Specifications except as modified herein.

The service installation shall include furnishing and installing a 4" x 6" x 10' treated wood post, disconnect switch, and all associated appurtenances including a meter base if required by the utility company. The service disconnect shall be mounted on the wood post.

Galvanized steel conduit shall be used for the service riser. The use of PVC conduit will not be allowed.

A rain tight hub assembly (Myers type) shall be used when conduit enters the switch from the top of the disconnect.

The service disconnect switch shall be a stainless steel, weatherproof NEMA 4X enclosure that meets the following specifications:

60-Ampere (250 V) Minimum Fused Disconnect Switch: Unless indicated otherwise on the plan sheets, the fused disconnect switch shall be single-throw, three-wire (two poles, two fuses, and solid neutral). The switch shall provide for locking the blades in either the "On" or "Off" position with one or two padlocks and for locking the cover in the closed position. The disconnect switch and fuse rating shall be rated at the voltage and amperage required to comply with utility company and equipment requirements. All fuses shall be provided with the disconnect installation.

The service disconnect shall be installed at a maximum height of 42”.

The Department will furnish all padlocks.

Basis of Payment: This work shall be paid for at the contract unit price each for SERVICE INSTALLATION, TYPE B which price shall be payment in full for all labor, equipment, and materials required to provide and install the electrical service installation described above, complete.

HANDHOLE, PORTLAND CEMENT CONCRETE

This work shall consist of furnishing the materials and constructing a handhole in accordance with the applicable Articles of Section 814 and 1088 of the Standard Specifications with the following modifications:

The lift ring for the cover shall consist of a solid closed ring of stainless steel at least 3/8 inch in diameter. The lift ring shall be attached to the cover by a loop of stainless steel at least 3/8 inch in diameter. The lift ring and loop shall be recessed in the cover.

The lid shall be marked with the legend "Traffic Signals".

Pre-cast handholes are not allowed.

All unsuitable materials shall be disposed of by the Contractor outside the job limits.

Basis of Payment: This work will be paid for at the contract unit price each for HANDHOLE, PORTLAND CEMENT CONCRETE which price shall be payment in full for all labor, materials, and equipment required to provide the handhole described above as well as any necessary excavating, backfilling, disposal of unsuitable materials, and furnishing all materials within the limits of the handhole.

DOUBLE HANDHOLE, PORTLAND CEMENT CONCRETE

This work shall consist of furnishing the materials and constructing a handhole in accordance with the applicable Articles of Section 814 and 1059 of the Standard Specifications with the following modifications:

The lift ring for the cover shall consist of a solid closed ring of stainless steel at least 3/8 inch in diameter. The lift ring shall be attached to the cover by a loop of stainless steel at least 3/8 inch in diameter. The lift ring and loop shall be recessed in the cover.

The lid shall be marked with the legend "Traffic Signals".

Pre-cast handholes are not allowed.

All unsuitable materials shall be disposed of by the Contractor outside the job limits.

Basis of Payment: This work will be paid for at the contract unit price each for DOUBLE HANDHOLE, PORTLAND CEMENT CONCRETE which price shall be payment in full for all labor, materials, and equipment required to provide the handhole described above as well as any necessary excavating, backfilling, disposal of unsuitable materials, and furnishing all materials within the limits of the handhole.

STEEL COMBNATION MAST ARM ASSEMBLY AND POLE

This work shall consist of furnishing a Steel Mast Arm Assembly and Pole of the arm length specified on the plans and installing it on a concrete foundation. This work shall be in accordance with the applicable Articles of Sections 834 and 1085 of the Standard Specifications with the following modification:

Mast Arms and Poles shall be capable of supporting the number of signal faces (with backplates where indicated), signs, and appurtenances as shown on the plans.

All combination poles shall have a 45' luminaire mounting height and a 12' luminaire truss-arm style extension arm.

Basis of Payment: This work will be paid for at the contract unit price each for STEEL COMBINATION MAST ARM ASSEMBLY AND POLE of the signal arm length specified.

REMOVE EXISTING TRAFFIC SIGNAL EQUIPMENT, SPECIAL

This work shall be in accordance with Section 895 of the Standard Specifications except as modified herein.

The list below should represent an accurate listing of removal items, however, it is the Contractor's responsibility to verify all quantities prior to bidding. There will be no additional compensation.

Removal Items	IL 40 & Hickory Grove
Controller Cabinet	1
Steel Mast Arm Assembly and Pole	2
Signal Post (Wood) with Conduit Attached	2
Signal Head, 3-Section, Mast Arm Mounted with Backplate	4
Signal Head, 3-Section, Bracket Mounted	4
Junction Box	2
Electrical Service Complete	1
Electric Cable	ALL

Removal Items	IL 40 & Woodside
Controller Cabinet	1
Wood Poles with Conduit Attached	4
Span Wire, Tether Wire, Pole Guys	ALL
Signal Head, 3-Section, Span Wire Mounted with Backplate	8
Signal Head, 3-Section, Bracket Mounted	4
Junction Box	3
Electrical Service Complete	1
Electric Cable	ALL

Removal Items	IL 40 & Cedar Hills
Controller Cabinet	1
Steel Mast Arm Assembly and Pole	4
Signal Head, 3-Section, Mast Arm Mounted with Backplate	4
Signal Head, 5-Section, Mast Arm Mounted with Backplate	2
Signal Head, 3-Section, Bracket Mounted	2
Signal Head, 5-Section, Bracket Mounted	2
Junction Box	2
Electrical Service Complete	1
Electric Cable	ALL

The Contractor shall deliver the controller cabinets and contents to the IDOT Traffic Building located at 1025 W. Detweiller Dr., Peoria, Illinois. The point of contact is Paul Grant at (309) 671-4474.

The Contractor shall deliver the mast arms, traffic signal posts and bases, and signal heads to the IDOT Warehouse located at 6515 W. US 150, Peoria, Illinois. The point of contact is Paul Grant at (309) 671-4474.

The Contractor shall dispose of the other items in accordance with all applicable regulations off of the right-of-way and reflect the salvage value of this equipment in the unit bid price for this pay item.

Basis of Payment: The above work will be paid for at the contract unit price lump sum for REMOVE EXISTING TRAFFIC SIGNAL EQUIPMENT, SPECIAL and shall be payment in full for removing and transporting the equipment described above, complete. No additional compensation will be allowed.

INDUCTIVE LOOP DETECTOR

This work shall be in accordance with Sections 885 and 1079 of the Standard Specifications except as modified herein.

The detector amplifier shall be equipped with an LCD display that is capable of displaying the loop frequency and inductance and shall conform to the following specifications:

- Custom LCD displays complete status and function settings of the detector.
- All functions are programmable from the front panel LCD "Menu" - no removing of detector to change function settings.
- LCD displays loop frequency, loop inductance, & -□L/L% values.
- LCD displays the accumulated number of loop failure incidents since the detector was last reset - helps diagnose intermittent systems.
- LCD bar graph displays loop inductance change to verify ideal sensitivity level setting.
- Selectable "Continuous-CALL" and "Channel-Off" to aid system troubleshooting.
- 8 loop frequencies and 9 levels of sensitivity.
- 2 Selectable modes of operation: Presence or Pulse.
- 255 second CALL Delay and 25.5 second Extension timers.
- 999 second Max. Presence Timer. NEMA TS 2 Status Output.
- EOG (end of green) reset synchronization for Max. Presence timer.
- Super bright LEDS indicate vehicle detection or loop failure.
- Environmentally sealed push button switches to insure trouble-free service.
- Phase Green (Delay Override) input.

The detector amplifier shall be equipped with relay or solid state outputs to ensure that the detectors fail in a constant call mode.

The RENO A&E Model C-1200 Series and EDI Oracle Series are currently approved for use within the District.

Basis of Payment: This work shall be paid for at the contract unit price each for INDUCTIVE LOOP DETECTOR which price shall be payment in full for all labor, equipment, and materials required to supply and install the inductive loop detector described above, complete.

GROUNDING OF TRAFFIC SIGNAL STRUCTURES

This work shall be in accordance with the applicable Articles of Sections 801, 806 and 1066 of the Standard Specifications with the following modifications:

This work shall consist of furnishing and installing a grounding wire to connect all existing traffic signal posts, existing and proposed mast arm assemblies, handholes (lids, rings, frames – except advanced loop and interconnect only handholes), traffic signal cabinets, lighting controllers, and exposed metallic conduits. The proposed ground wire shall be an insulated #6 XLP green copper conductor. This wire shall be bonded to all items and their associated ground rods utilizing mechanical lugs and bolts. This wire may be made continuous by splicing in the adjacent handholes with compression lugs. Split bolts shall not be allowed.

The grounding wire shall be bonded to the grounded conductor at the service disconnect per the NEC.

When the lighting system is supplied by the same source as the signals, the lighting ground conductor may be utilized to provide the required signal equipment ground. All signal poles that are part of a lighting system shall be considered grounded as required by this provision.

All clamps, hardware, and other materials required shall be included in the bid price.

The Contractor shall be responsible for cleaning out conduits and handholes as required to facilitate the installation of ground wire.

The Contractor shall provide a sufficient length of cable to ground each existing handhole lid and frame. The length of wire required to ground each handhole will not be measured for payment, but shall be included in the unit bid price for this pay item.

The Contractor shall provide grounding bushings on all metallic service conduits in the controller bases.

Basis of Payment: This work will be paid for at the contract unit price per foot for ELECTRIC CABLE IN CONDUIT, GROUNDING, NO. 6 1/C which price shall be payment in full for all labor, materials, and equipment required to provide the grounding system described above.

FENCE RELOCATE

This work shall be in accordance with applicable Articles of Sections 664 and 665 of the Standard Specifications and as outlined herein.

This work will consist of removal of all fence, gates, posts (metal and/or wood), concrete, fence fabric, clips and other miscellaneous fittings associated with the fence to be relocated. The fence shall then be constructed and all reusable materials will be assembled in the proposed location shown on the construction plans or as directed by the Engineer. The existing gate, corner and anchor posts will be replaced with new posts, the old posts will be disposed off of the Right-of-Way. The new posts will be considered incidental to this pay item and no additional compensation will be provided for the new posts or the disposal of the old posts.

Basis of Payment: This work shall be measured for in meters and shall include the gate(s). Payment shall be made at the contract unit price per METER for FENCE RELOCATE. The price shall be full compensation for furnishing all materials and for all preparation, removals, relocation, erection, installation, and disposal, and for all labor, equipment, tools, and incidentals necessary to complete this item.

FENCE REMOVAL

At locations shown on the plans, existing fence shall be removed and disposed of in accordance with Section 201 of the Standard Specifications.

Basis of Payment: This work will be paid for at the contract unit price per meter for FENCE REMOVAL.

BUILDING REMOVAL - CASE II (NON-FRIABLE ASBESTOS ABATEMENT) (BDE)

Effective: September 1, 1990

Revised: January 1, 2007

BUILDING REMOVAL: This work shall consist of the removal and disposal of one (1) building, together with all foundations, retaining walls, and piers, down to a plane 1 ft (300 mm) below the ultimate or existing grade in the area and also all incidental and collateral work necessary to complete the removal of the building in a manner approved by the Engineer. Any holes, such as basements, shall be filled with a suitable granular material. The building is identified as follows:

<u>Bldg. No.</u>	<u>Parcel No.</u>	<u>Location</u>	<u>Description</u>
1	422G025	1413 W. Hickory Grove Road Dunlap, IL 61526	Building consists of a one-story, stone and masonry constructed ranch-style single-family home. Building area is approximately 2,048 square feet. The home consists of three bedrooms, two bathrooms, a kitchen, dining room, living room, laundry room and an attached garage. The home does not have a basement, and it is built on a crawl space.

Discontinuance of Utilities: The Contractor shall arrange for the discontinuance of all utility services that serve the building according to the respective requirements and regulations of the City, County, or utility companies involved. The Contractor shall disconnect and seal, in an approved manner, all service outlets that serve any building he/she is to remove.

Signs: Immediately upon execution of the contract and prior to the wrecking of any structures, the Contractor shall be required to paint or stencil, in contrasting colors of an oil base paint, on all four sides of each residence and two opposite sides of other structures, the following sign:

PROPERTY ACQUIRED FOR
HIGHWAY CONSTRUCTION
TO BE DEMOLISHED BY THE

VANDALS WILL BE PROSECUTED

The signs shall be positioned in a prominent location on the structure so that they can be easily seen and read and at a sufficient height to prevent defacing. The Contractor shall not paint signs nor start demolition of any building prior to the time that the State becomes the owner of the respective building.

The Contractor has the option of removing the non-friable asbestos prior to demolition or demolishing the building with the non-friable asbestos in place. Refer to the Special Provisions titled "Asbestos Abatement (General Conditions)" and "Removal and Disposal of Non-Friable Asbestos Building No. 1" contained herein.

Basis of Payment: This work will be paid for at the contract lump sum unit price for BUILDING REMOVAL, numbers as listed above, which price shall be payment in full for complete removal of the buildings and structures, including any necessary backfilling material as specified herein. The lump sum unit price(s) for this work shall represent the cost of demolition and disposal assuming all non-friable asbestos is removed prior to demolition. Any salvage value shall be reflected in the contract unit price for this item.

EXPLANATION OF BIDDING TERMS: Two separate contract unit price items have been established for the removal of each building. They are:

1. BUILDING REMOVAL NO. 1
2. REMOVAL AND DISPOSAL OF NON-FRIABLE ASBESTOS, BUILDING NO. 1

The Contractor shall have two options available for the removal and disposal of the non-friable asbestos.

The pay item for removal and disposal of non-friable asbestos will not be deleted regardless of the option chosen by the Contractor.

ASBESTOS ABATEMENT (GENERAL CONDITIONS): This work consists of the removal and disposal of non-friable asbestos from the building to be demolished. All work shall be done according to the requirements of the U.S. Environmental Protection Agency (USEPA), the Illinois Environmental Protection Agency (IEPA), the Occupational Safety and Health Administration (OSHA), the Special Provision for "Removal and Disposal of Non-Friable Asbestos, Building No. 1," and as outlined herein.

Sketches indicating the location of Asbestos Containing Material (ACM) are included in the proposal on pages 39 thru 44. Also refer to the Materials Description Table on page 45 for a brief description and location of the various materials. Also included is a Materials Quantities Table on page 46. This table states the ACM is non-friable and gives the approximate quantity. The quantities are given only for information and it shall be the Contractor's responsibility to determine the exact quantities prior to submitting his/her bid.

The work involved in the removal and disposal of non-friable asbestos if done prior to demolition, shall be performed by a Contractor or Sub-Contractor prequalified with the Illinois Capital Development Board.

The Contractor shall provide a shipping manifest, similar to the one shown on page 47, to the Engineer for the disposal of all ACM wastes.

Permits: The Contractor shall apply for permit(s) in compliance with applicable regulations of the Illinois Environmental Protection Agency. Any and all other permits required by other federal, state, or local agencies for carrying on the work shall be the responsibility of the Contractor. Copies of the permit(s) shall be sent to the district office and the Engineer.

Notifications: The "Demolition/Renovation Notice" form, which can be obtained from the IEPA office, shall be completed and submitted to the address listed below at least ten days prior to commencement of any asbestos removal or demolition activity. Separate notices shall be sent for the asbestos removal work and the building demolition if they are done as separate operations.

Asbestos Demolition/Renovation Coordinator
Illinois Environmental Protection Agency
Division of Air Pollution Control
P. O. Box 19276
Springfield, Illinois 62794-9276
(217) 785-1743

Notices shall be updated if there is a change in the starting date or the amount of asbestos changes by more than 20 percent.

Submittals:

- A. All submittals and notices shall be made to the Engineer except where otherwise specified herein.
- B. Submittals that shall be made prior to start of work:
 1. Submittals required under Asbestos Abatement Experience.
 2. Submit documentation indicating that all employees have had medical examinations and instruction on the hazards of asbestos exposure, on use and fitting of respirators, on protective dress, on use of showers, on entry and exit from work areas, and on all aspects of work procedures and protective measures as specified in Worker Protection Procedures.
 3. Submit manufacturer's certification stating that vacuums, ventilation equipment, and other equipment required to contain airborne fibers conform to ANSI 29.2.
 4. Submit to the Engineer the brand name, manufacturer, and specification of all sealants or surfactants to be used. Testing under existing conditions will be required at the direction of the Engineer.
 5. Submit proof that all required permits, site locations, and arrangements for transport and disposal of asbestos-containing or asbestos-contaminated materials, supplies, and the like have been obtained (i.e., a letter of authorization to utilize designated landfill).
 6. Submit a list of penalties, including liquidated damages, incurred through non-compliance with asbestos abatement project specifications.
 7. Submit a detailed plan of the procedures proposed for use in complying with the requirements of this specification. Include in the plan the location and layout of decontamination units, the sequencing of work, the respiratory protection plan to be used during this work, a site safety plan, a disposal plan including the location of an approved disposal site, and a detailed description of the methods to be used to control pollution. The plan shall be submitted to the Engineer prior to the start of work.

8. Submit proof of written notification and compliance with the "Notifications" paragraph.

C. Submittals that shall be made upon completion of abatement work:

1. Submit copies of all waste chain-of-custodies, trip tickets, and disposal receipts for all asbestos waste materials removed from the work area;
2. Submit daily copies of work site entry logbooks with information on worker and visitor access;
3. Submit logs documenting filter changes on respirators, HEPA vacuums, negative pressure ventilation units, and other engineering controls; and
4. Submit results of any bulk material analysis and air sampling data collected during the course of the abatement including results of any on-site testing by any federal, state, or local agency.

Certificate of Insurance:

- A. The Contractor shall document general liability insurance for personal injury, occupational disease and sickness or death, and property damage.
- B. The Contractor shall document current Workmen's Compensation Insurance coverage.
- C. The Contractor shall supply insurance certificates as specified by the Department.

Asbestos Abatement Experience:

- A. Company Experience. Prior to starting work, the Contractor shall supply evidence that he/she has been prequalified with the Illinois Capital Development Board and that he/she has been included on the Illinois Department of Public Health's list of approved Contractors.

B. Personnel Experience:

1. For Superintendent, the Contractor shall supply:
 - a. Evidence of knowledge of applicable regulations in safety and environmental protection is required as well as training in asbestos abatement as evidenced by the successful completion of a training course in supervision of asbestos abatement as specified in 40 CFR 763, Subpart E, Appendix C, EPA Model Contractor Accreditation Plan. A copy of the certificate of successful completion shall be provided to the Engineer prior to the start of work.
 - b. Documentation of experience with abatement work in a supervisory position as evidenced through supervising at least two asbestos abatement projects; provide names, contact, phone number, and locations of two projects in which the individual(s) has worked in a supervisory capacity.

2. For workers involved in the removal of asbestos, the Contractor shall provide training as evidenced by the participation and successful completion of an accredited training course for asbestos abatement workers as specified in 40 CFR 763, Subpart E, Appendix C, EPA Model Contractor Accreditation Plan. A copy of the certificate of successful completion shall be provided to all employees who will be working on this project.

ABATEMENT AIR MONITORING: The Contractor shall comply with the following:

- A. Personal Monitoring. All personal monitoring shall be conducted per specifications listed in OSHA regulation, Title 29, Code of Federal Regulation 1926.58. All area sampling shall be conducted according to 40 CFR Part 763.90. All air monitoring equipment shall be calibrated and maintained in proper operating condition. Excursion limits shall be monitored daily. Personal monitoring is the responsibility of the contractor. Additional personal samples may be required by the Engineer at any time during the project.
- B. Interior Non-Friable Asbestos-Containing Materials. The contractor shall perform personal air monitoring during removal of all non-friable Transite and floor tile removal operations. The Engineer will also have the option to require additional personal samples and/or clearance samples during this type of work.
- C. Exterior Non-Friable Asbestos-Containing Materials. The contractor shall perform personal air monitoring during removal of all non-friable cementitious panels, piping, roofing felts, and built up roofing materials that contain asbestos.

The contractor shall conduct down wind area sampling to monitor airborne fiber levels at a frequency of no less than three per day.

D. Air Monitoring Professional

1. All air sampling shall be conducted by a qualified Air Sampling Professional supplied by the contractor. The Air Sampling Professional shall submit documentation of successful completion of the National Institute for Occupational Safety and Health (NIOSH) course #582 - "Sampling and Evaluating Airborne Asbestos Dust".
2. Air sampling shall be conducted according to NIOSH Method 7400. The results of these tests shall be provided to the Engineer within 24 hours of the collection of air samples.

REMOVAL AND DISPOSAL OF NON-FRIABLE ASBESTOS, BUILDING NO. 1: The Contractor has the option of removing and disposing of the non-friable asbestos prior to demolition of the building or demolishing the building with the non-friable asbestos in place.

Option #1 - If the Contractor chooses to remove all non-friable asbestos prior to demolition, the work shall be done according to the Special Provision titled "Asbestos Abatement (General Conditions)".

Option #2 - If the Contractor chooses to demolish the building with the non-friable asbestos in place, the following provisions shall apply:

1. Continuously wet all non-friable ACM and other building debris with water during demolition.
2. Dispose of all demolition debris as asbestos containing material by placing it in lined, covered transport haulers and placing it in an approved landfill.

This work will be paid for at the contract unit price per lump sum for REMOVAL AND DISPOSAL OF NON-FRIABLE ASBESTOS, BUILDING NO. 1, as shown.

The cost for this work shall be determined as follows:

Option #1 - Actual cost of removal and disposal of non-friable asbestos.

Option #2 - The difference in cost between removing and disposing of the building if all non-friable asbestos is left in place and removing and disposing of the building assuming all non-friable asbestos is removed prior to demolition.

The cost of removing and disposing of the building, assuming all non-friable asbestos is removed first, shall be represented by the pay item "BUILDING REMOVAL NO. 1".

Regardless of the option chosen by the Contractor, this pay item will not be deleted, nor will the pay item BUILDING REMOVAL NO. 1 be deleted.

EXAMPLE

Attached are Appendixes A - D. These appendixes are examples of the information to be included in the proposal and referred to on page 3 of the Special Provision.

Appendix A are the sketches of the building noted on page 1 of the Special Provision. These sketches show the location of asbestos on each floor of the building.

Appendix B provides a "Material Description Table" also referred to on page 3 of the Special Provision.

Appendix C is a "Material Quantities Table" and is referred to on page 3 of the Special Provision.

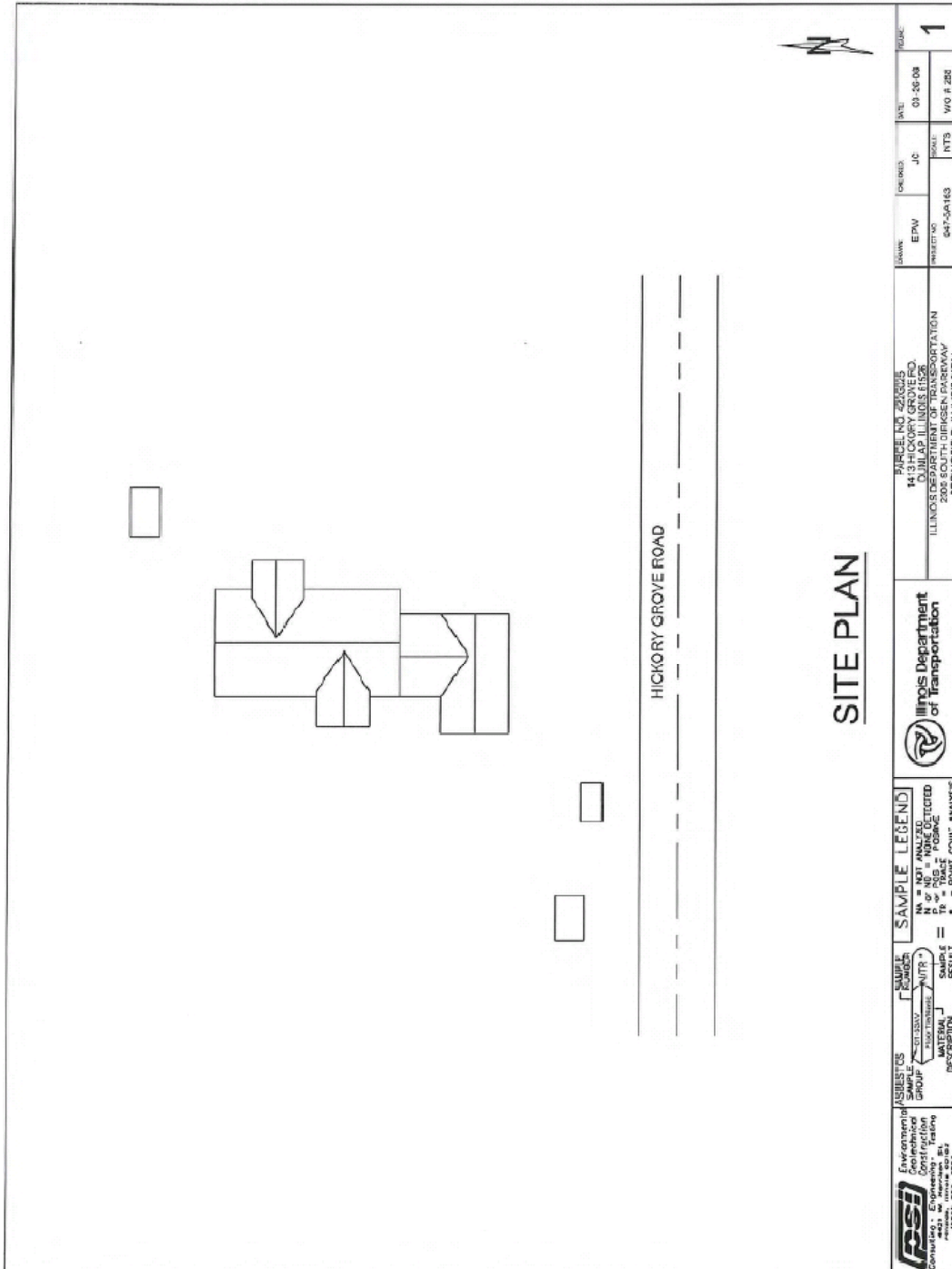
Appendix D is a sample of a Shipping Manifest form referred to on page 3.

Appendix E is a sample of the building identification needed on page 1.

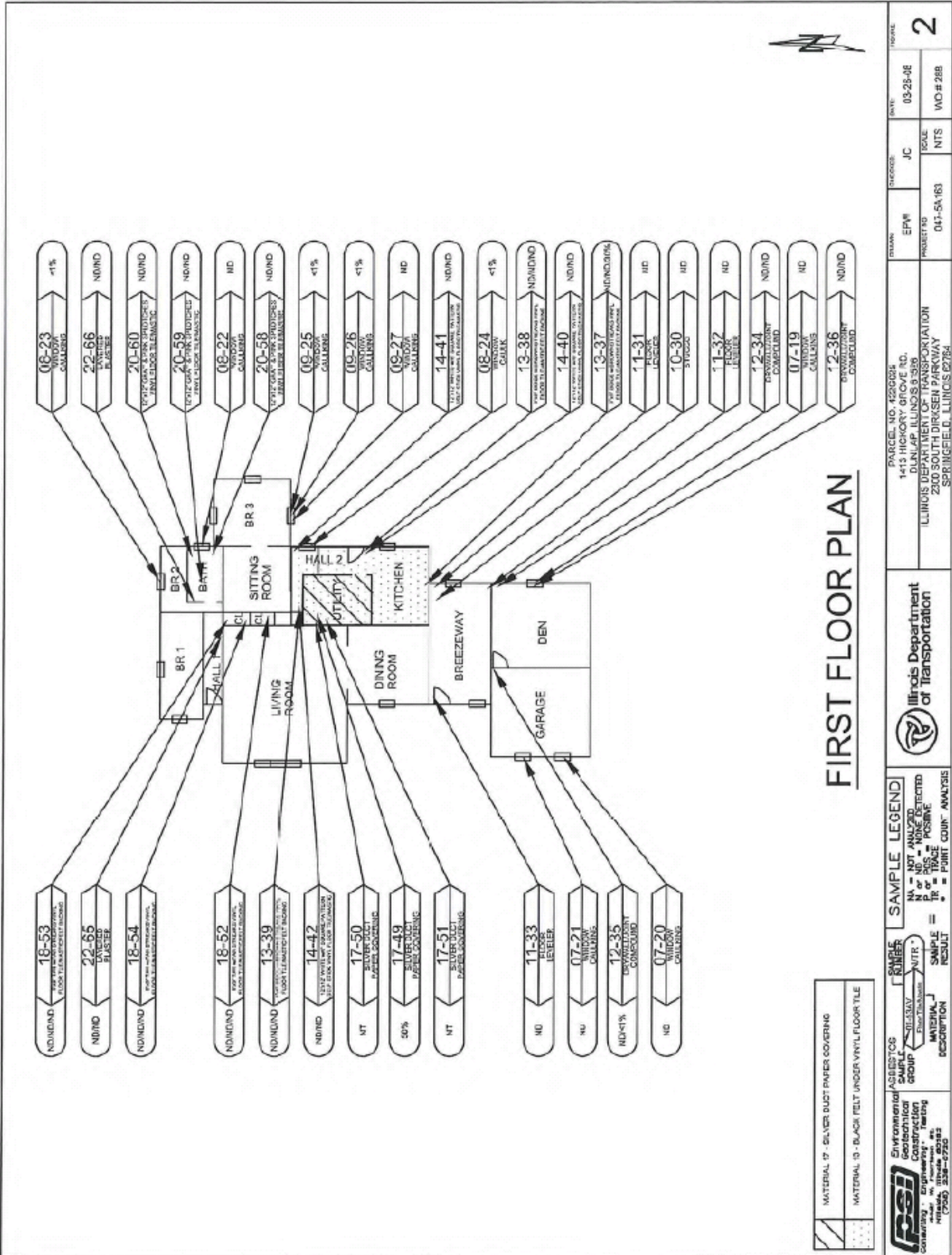
APPENDIX A

BUILDING DRAWINGS – ASBESTOS LOCATIONS
 INDEX of DRAWINGS

Building No. 1	Figures 1 – 6
----------------	---------------



 PSI Environmental Construction Consulting 2700 N. W. Highway Peoria, IL 61614 (309) 696-1070	ASBESTOS SAMPLE GROUP (C) CONTAMINATED (N) NOT CONTAMINATED (P) POTENTIAL (R) RESIDUAL (S) SURFACE (T) TYPICAL (U) UNUSUAL (V) VARYING (W) WASTEWATER (X) X-RAY (Y) YIELD (Z) ZONING	SAMPLE NUMBER (A) ANALYZED (N) NOT ANALYZED (P) POTENTIAL (R) RESIDUAL (S) SURFACE (T) TYPICAL (U) UNUSUAL (V) VARYING (W) WASTEWATER (X) X-RAY (Y) YIELD (Z) ZONING	SAMPLE LEGEND (N) = NOT ANALYZED (P) = POTENTIAL (R) = RESIDUAL (S) = SURFACE (T) = TYPICAL (U) = UNUSUAL (V) = VARYING (W) = WASTEWATER (X) = X-RAY (Y) = YIELD (Z) = ZONING	 Illinois Department of Transportation	1413 HICKORY GROVE RD OUNGLAP, ILLINOIS 61858 ILLINOIS DEPARTMENT OF TRANSPORTATION DIVISION OF HIGHWAYS SPRINGFIELD, ILLINOIS 62764	DATE: 01-20-08 DRAWN BY: JC CHECKED BY: NTS SCALE: NTS PROJECT NO: 647-3A1ES W/O # 200	FIGURE: 1
---	--	---	---	---	--	---	------------------



MATERIAL 17 - SILVER DUCT PAPER COVERING
 MATERIAL 13 - BLACK FELT UNDER VINYL FLOOR TILE

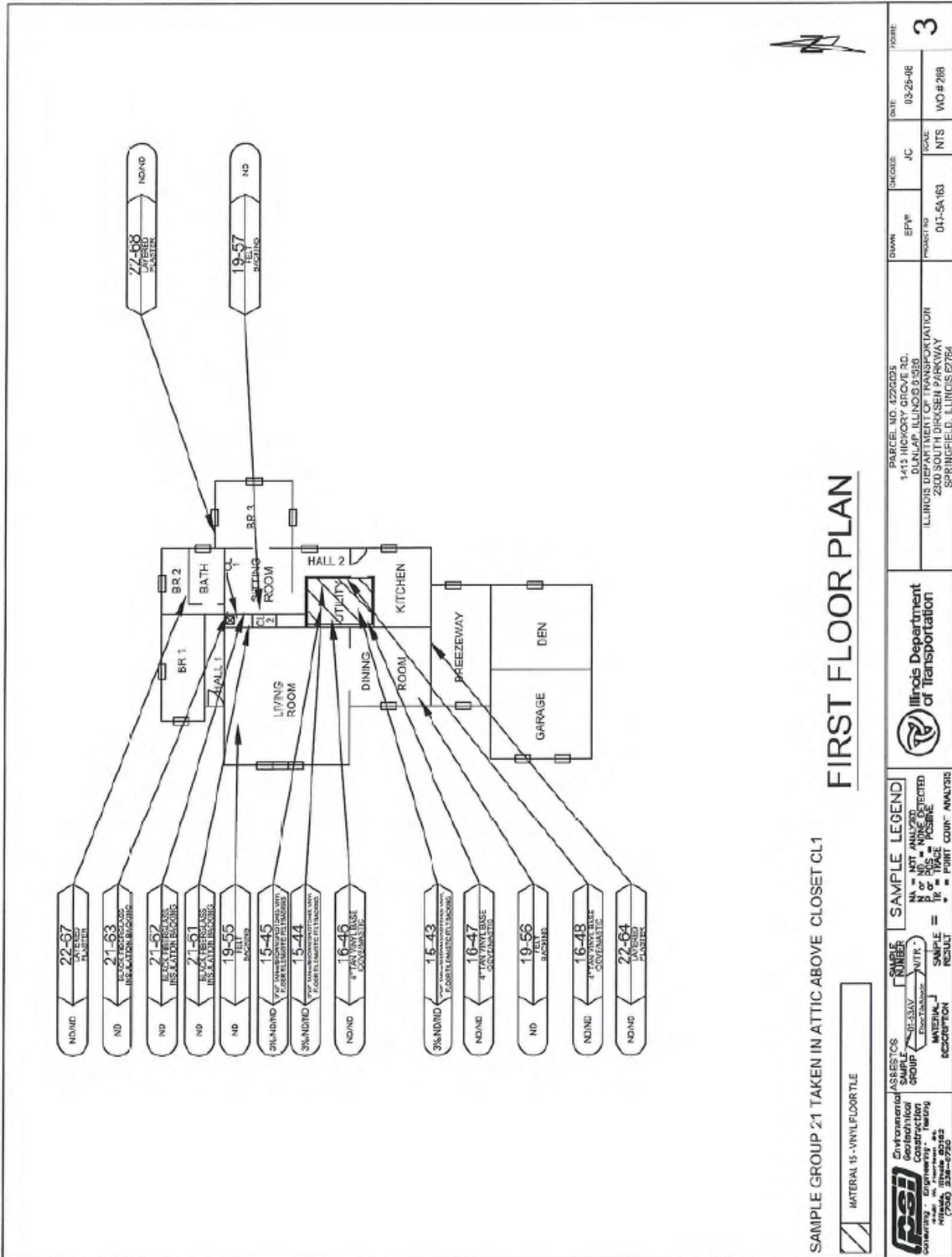
Environmental Construction
 CONSULTING & TESTING
 10200 334th Avenue
 Peoria, IL 61614-6720

ASBESTOS SAMPLE GROUP	SAMPLE NUMBER	RESULT
18-53 FLOOR TILE (MATERIAL 13)	18-53	ND/ND
22-65 LATH AND PLASTER	22-65	ND/ND
18-54 WALL TILE (MATERIAL 13)	18-54	ND/ND
18-52 FLOOR TILE (MATERIAL 13)	18-52	ND/ND
13-39 FLOOR TILE (MATERIAL 13)	13-39	ND/ND
14-42 1/2" x 1/2" WHITE TILE (MATERIAL 13)	14-42	ND/ND
17-50 SILVER DUCT PAPER COVERING	17-50	NT
17-49 SILVER DUCT PAPER COVERING	17-49	50%
17-51 PAPER COVERING	17-51	NT
11-33 FLOOR TILE	11-33	ND
07-21 WINDOW COLLARING	07-21	ND
12-35 WINDOW COLLARING	12-35	ND/4%
07-20 WINDOW COLLARING	07-20	ND

Illinois Department of Transportation

PARCEL NO. 4220204
 1413 HICKORY GROVE RD.
 DUNLAP ILLINOIS 61538
 ILLINOIS DEPARTMENT OF TRANSPORTATION
 2800 NORTH PEARSON PARKWAY
 SPRINGFIELD, ILLINOIS 62784

DATE	CHECKED	ISSUED
03-28-08	JC	03-28-08
04-25-08	NTS	04-25-08

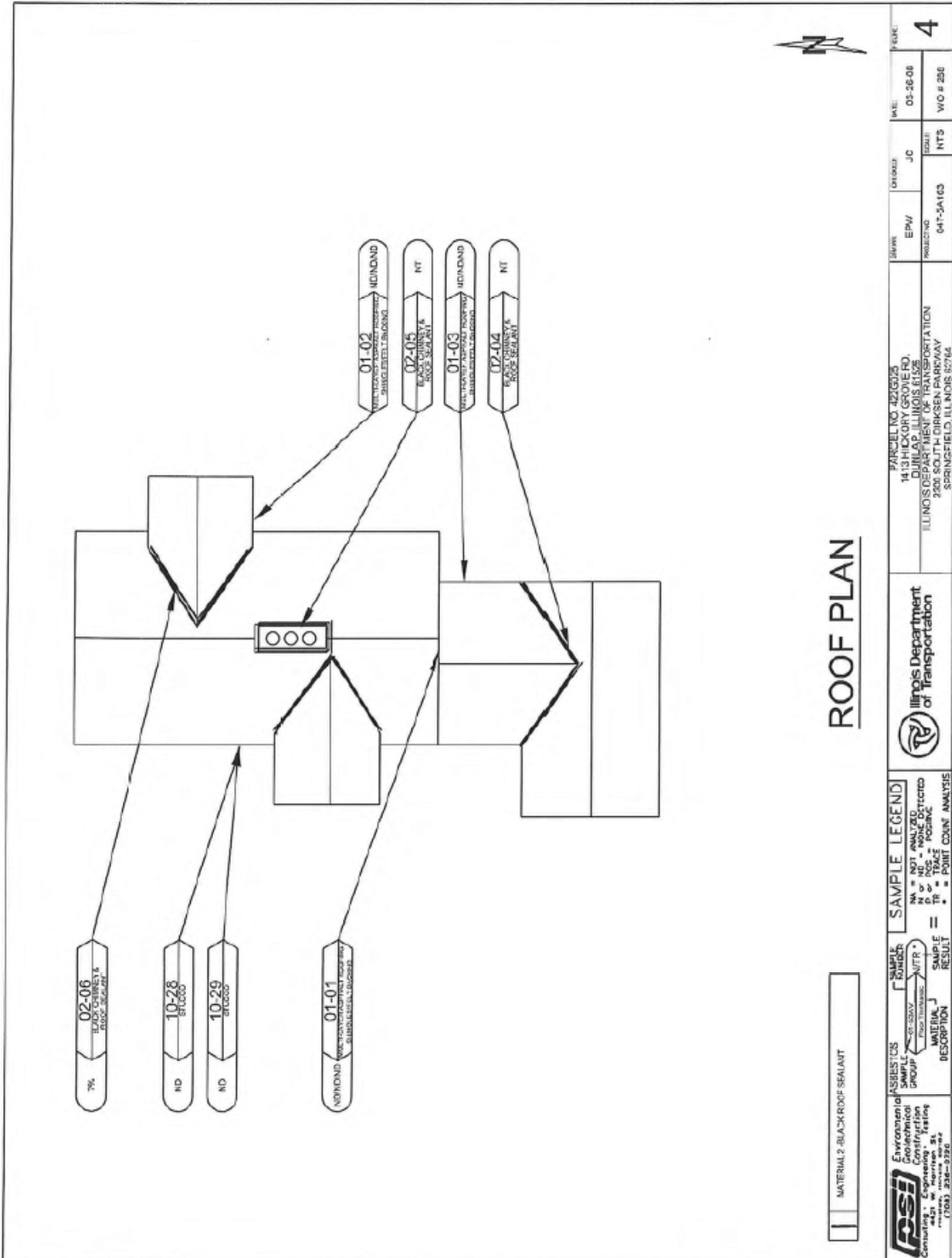


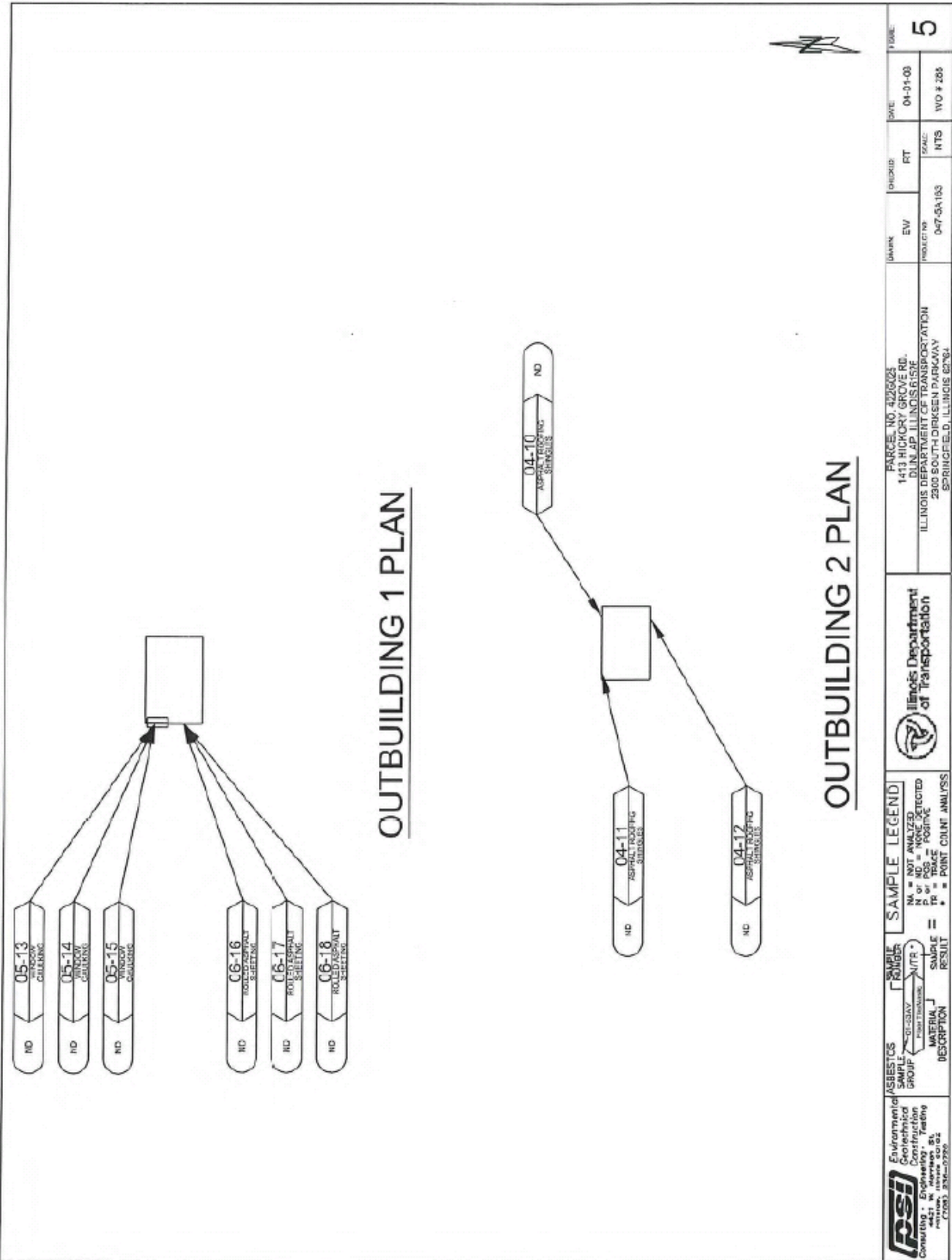
SAMPLE GROUP 21 TAKEN IN ATTIC ABOVE CLOSET CL1

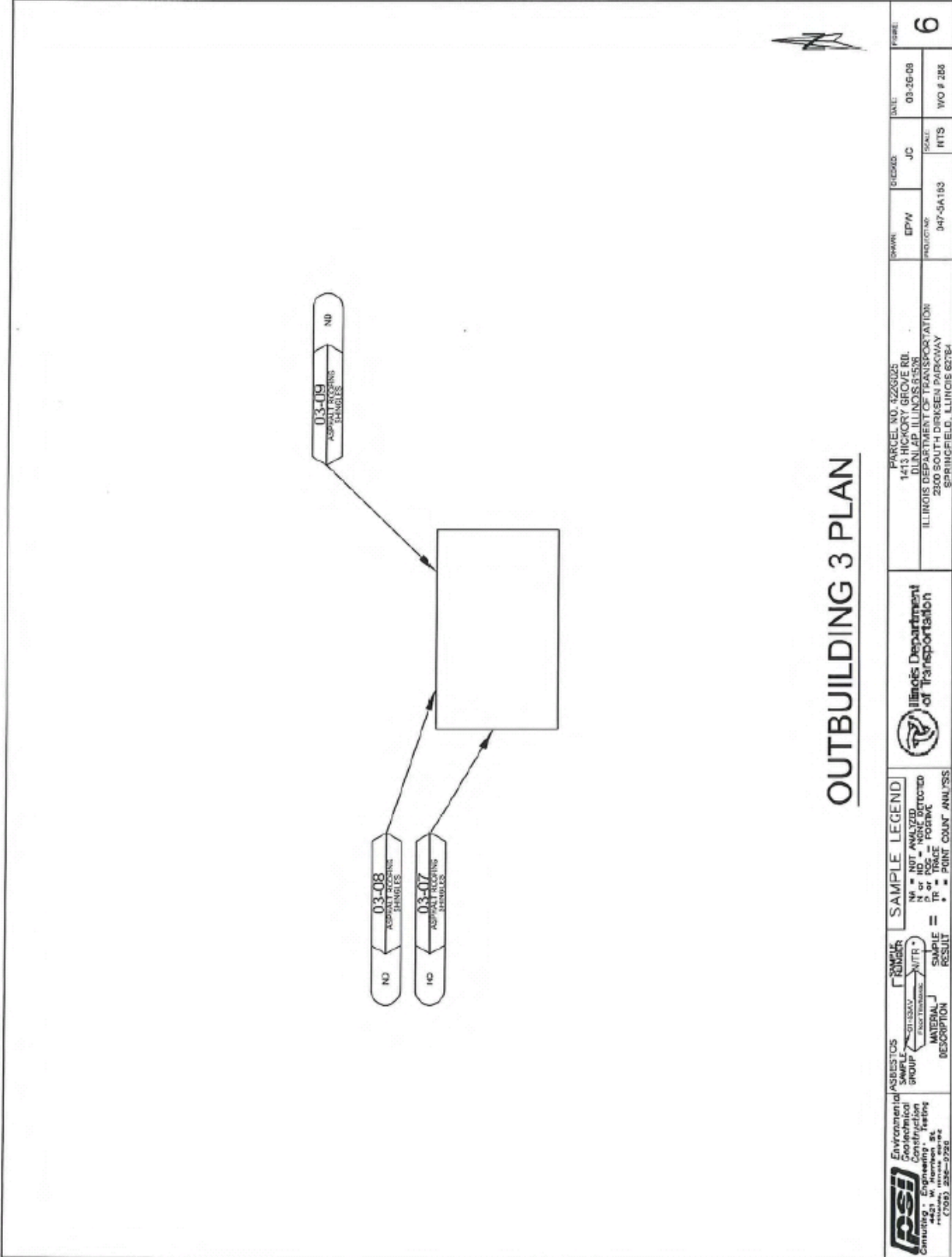
MATERIAL 15 - VINYL FLOOR TILE

FIRST FLOOR PLAN

Environmental Geotechnical Construction Engineering - Testing PE/SE/AS (202) 238-0720	ASBESTOS SAMPLE GROUP 21 MATERIAL 15 DESCRIPTION	SAMPLE NUMBER 21-62 21-61 21-63 15-45 15-44 16-46 15-43 16-47 10-56 16-48 22-64	SAMPLE LEGEND N = NOT ANALYZED N or N/A = NONE DETECTED B or B/S = BGS = POSSIBLE * = POINT COUNT ANALYSIS	Illinois Department of Transportation	PARCEL NO. 4226025 1415 HICKORY GROVE RD. DUNLAP, ILLINOIS 62630 ILLINOIS DEPARTMENT OF TRANSPORTATION 2200 SOUTH DUNLAP PARKWAY SPRINGFIELD, ILLINOIS 62761	DRAWN EPN PROJECT NO. 047-5A-163	CHECKED JC SCALE NTS	DATE 03-29-06 WO # 268	NOISE 3
--	---	--	--	--	---	---	-------------------------------	------------------------------	------------







OUTBUILDING 3 PLAN

Environmental Geotechnical Construction Consulting Engineers & Surveyors 4423 W. Hornum St. Chicago, IL 60631-2028	ASBESTOS SAMPLE GROUP (FROM TACKING) → (N/IR)	FORMER (FROM TACKING) → (N/IR)	SAMPLE LEGEND NI = NOT ANALYZED N or ND = NOT DETECTED P or PC = POSITIVE * = POINT COUNT ANALYSIS	 Illinois Department of Transportation	DRAWN: DPW PROJECT NO: 047-5A1B3	CHECKED: JC SCALE: R15	DATE: 03-26-08 W/O # 288	FIGURE: 6
					PARCEL NO. 3225125 1413 HICKORY GROVE RIL. DUNI, IL. ILLINOIS 61508 ILLINOIS DEPARTMENT OF TRANSPORTATION 2800 SOUTH DUNSEEN PARKWAY SPRINGFIELD, ILLINOIS 62761			

APPENDIX B

MATERIAL DESCRIPTION TABLE

Material Description	% And Type Of Asbestos	Location, Description, Sample Number (If Applicable)
Black chimney and roof sealant	7%	Chimney, roof troughs, good Sample 2-04
9"x9" beige vinyl floor, tile/black mastic, felt backing	30% felt backing	Kitchen, hallway 2 (sub floor), good Sample 13-37
9"x9" tan vinyl floor tile, black mastic, felt backing	3% tile	Utility room, good Samples 15-43, 15-44 & 15-45
Silver duct paper covering	50%	Utility room on furnace, good Sample 17-49

APPENDIX C

MATERIAL QUANTITIES TABLE

The following are approximate quantities of ACM to be removed from the building indicated. These material quantities do not indicate the cleaning required to remove asbestos debris and resulting contamination from the work areas.

<u>Material</u>	<u>Location</u>	<u>Quantity Present</u>	<u>Friable</u>
Black chimney and roof sealant	Chimney, roof troughs	100 L.F.	No
9"x9" beige vinyl floor tile, black mastic, felt backing	Kitchen, Hallway 2 (sub floor)	210 S.F.	No
9"x9" tan vinyl floor tile, black mastic, felt backing	Utility Room	72 S.F.	No.
Silver duct paper covering	Utility Room on furnace	25 S.F.	No

APPENDIX D
 SHIPPING MANIFEST
 Generator

1. Work Site Name and Mailing Address	Owner's Name	Owner's Telephone No.
2. Operator's Name and Address		Operator's Telephone No
3. Waste Disposal Site (WDS) Name Mailing Address, and Physical Site Location		WDS Telephone No.
4. Name and Address of Responsible Agency		
5. Description of Materials		
6. Containers	No.	Type
7. Total Quantity	M ³	(Yd ³)
8. Special Handling Instructions and Additional Information		
9. OPERATOR'S CERTIFICATION: I hereby declare that the contents of this consignment are fully and accurately described above by proper shipping name and are classified, packed, marked, and labeled, and are in all respects in proper condition for transport by highway according to applicable international and government regulations.		
Printed/Typed Name & Title	Signature	Month Day Year

Transporter

10. Transporter 1 (Acknowledgement of Receipt of Materials)		
Printed/Typed Name & Title	Signature	Month Day Year
Address and Telephone No.		
11. Transporter 2 (Acknowledgement of Receipt of Materials)		
Printed/Typed Name & Title	Signature	Month Day Year
Address and Telephone No.		

Disposal Site

12. Discrepancy Indication Space		
13. Waste Disposal Site Owner or Operator: Certification of Receipt of Asbestos Materials Covered By This Manifest Except As Noted in Item 12		
Printed/Typed Name & Title	Signature	Month Day Year

APPENDIX D

INSTRUCTIONS

Waste Generator Section (Items 1-9)

1. Enter the name of the facility at which asbestos waste is generated and the address where the facility is located. In the appropriate spaces, also enter the name of the owner of the facility and the owner's phone number.
2. If a demolition or renovation, enter the name and address of the Company and authorized agent responsible for performing the asbestos removal. In the appropriate spaces, also enter the phone number of the operator.
3. Enter the name, address, and physical site location of the waste disposal site (WDS) that will be receiving the asbestos materials. In the appropriate spaces, also enter the phone number of the WDS. Enter "on-site" if the waste will be disposed of on the generator's property.
4. Provide the name and address of the local, State, or EPA Regional Office responsible for administering the asbestos NESHAP program.
5. Indicate the types of asbestos waste materials generated. If from a demolition or renovation, indicate the amount of asbestos that is
 - Friable asbestos material
 - Nonfriable asbestos material
6. Enter the number of containers used to transport the asbestos materials listed in Item 5. Also enter one of the following container codes used in transporting each type of asbestos material (specify any other type of container used if not listed below):
 - DM - Metal drums, barrels
 - DP - Plastic drums, barrels
 - BA - 6 mil plastic bags or wrapping
7. Enter the quantities of each type of asbestos material removed in units of cubic meters (cubic yards).
8. Use this space to indicate special transportation, treatment, storage or disposal or Bill of Lading information. If an alternate waste disposal site is designated, note it here. Emergency response telephone numbers or similar information may be included here.
9. The authorized agent of the waste generator shall read and then sign and date this certification. The date is the date of receipt by transporter.

NOTE: The waste generator shall retain a copy of this form.

APPENDIX D

INSTRUCTIONS

Transporter Section (Items 10 & 11)

10. & 11. Enter name, address, and telephone number of each transporter used, if applicable. Print or type the full name and title of person accepting responsibility and acknowledging receipt of materials as listed on this waste shipment record for transport.

NOTE: The transporter shall retain a copy of this form.

Disposal Site Section (Items 12 & 13)

12. The authorized representative of the WDS shall note in this space any discrepancy between waste described on this manifest and waste actually received as well as any improperly enclosed or contained waste. Any rejected materials should be listed and destination of those materials provided. A site that converts asbestos-containing waste material to nonasbestos material is considered a WDS.

13. The signature (by hand) of the authorized WDS agent indicates acceptance and agreement with statements on this manifest except as noted in Item 12. The date is the date of signature and receipt of shipment.

NOTE: The WDS shall retain a completed copy of this form. The WDS shall also send a completed copy to the operator listed in Item 2.

APPENDIX E

<u>Bldg. No.</u>	<u>Parcel No.</u>	<u>Location</u>	<u>Description</u>
1	422G025	1413 W. Hickory Grove Road Dunlap, IL 61526	Building consists of a one-story, stone and masonry constructed ranch-style single-family home. Building area is approximately 2,048 square feet. The home consists of three bedrooms, two bathrooms, a kitchen, dining room, living room, laundry room and an attached garage. The home does not have a basement, and it is built on a crawl space.

APPROVAL OF PROPOSED BORROW AREAS, USE AREAS, AND/OR WASTE AREAS INSIDE ILLINOIS STATE BORDERS (BDE)

Effective: November 1, 2008

Revise the title of Article 107.22 of the Standard Specifications to read:

“107.22 Approval of Proposed Borrow Areas, Use Areas, and/or Waste Areas Inside Illinois State Borders.”

Add the following sentence to the end of the first paragraph of Article 107.22 of the Standard Specifications:

“Proposed borrow areas, use areas, and/or waste areas outside of Illinois shall comply with Article 107.01.”

CEMENT (BDE)

Effective: January 1, 2007

Revised: April 1, 2009

Revise Section 1001 of the Standard Specifications to read:

“SECTION 1001. CEMENT

1001.01 Cement Types. Cement shall be according to the following.

- (a) Portland Cement. Acceptance of portland cement shall be according to the current Bureau of Materials and Physical Research’s Policy Memorandum, “Portland or Blended Cement Acceptance Procedure for Qualified and Non-Qualified Plants”.

Portland cement shall be according to ASTM C 150, and shall meet the standard physical and chemical requirements. Type I or Type II may be used for cast-in-place,

precast, and precast prestressed concrete. Type III may be used according to Article 1020.04, or when approved by the Engineer. All other cements referenced in ASTM C 150 may be used when approved by the Engineer.

The total of all organic processing additions shall be a maximum of 1.0 percent by weight (mass) of the cement. The total of all inorganic processing additions shall be a maximum of 4.0 percent by weight (mass) of the cement. However, a cement kiln dust inorganic processing addition shall be limited to a maximum of 1.0 percent. Organic processing additions shall be limited to grinding aids that improve the flowability of cement, reduce pack set, and improve grinding efficiency. Inorganic processing additions shall be limited to granulated blast-furnace slag according to the chemical requirements of AASHTO M 302, Class C fly ash according to the chemical requirements of AASHTO M 295, and cement kiln dust.

- (b) Portland-Pozzolan Cement. Acceptance of portland-pozzolan cement shall be according to the current Bureau of Materials and Physical Research's Policy Memorandum, "Portland or Blended Cement Acceptance Procedure for Qualified and Non-Qualified Plants".

Portland-pozzolan cement shall be according to ASTM C 595 and shall meet the standard physical and chemical requirements. Type IP may be used for cast-in-place, precast, and precast prestressed concrete, except when Class PP concrete is used. The pozzolan constituent for Type IP shall be a maximum of 21 percent of the weight (mass) of the portland-pozzolan cement.

For cast-in-place construction, portland-pozzolan cement shall not be used in concrete mixtures when the air temperature is below 40 °F (4 °C) without permission of the Engineer. If permission is given, the mix design strength requirement may require the Contractor to increase the cement or eliminate the cement factor reduction for a water-reducing or high range water-reducing admixture which is permitted according to Article 1020.05(b).

The total of all organic processing additions shall be a maximum of 1.0 percent by weight (mass) of the cement. Organic processing additions shall be limited to grinding aids as defined in (a) above. Inorganic processing additions shall be limited to cement kiln dust at a maximum of 1.0 percent.

- (c) Portland Blast-Furnace Slag Cement. Acceptance of portland blast-furnace slag cement shall be according to the current Bureau of Materials and Physical Research's Policy Memorandum, "Portland or Blended Cement Acceptance Procedure for Qualified and Non-Qualified Plants".

Portland blast-furnace slag cement shall be according to ASTM C 595 and shall meet the standard physical and chemical requirements. Type IS portland blast-furnace slag cement may be used for cast-in-place, precast, and precast prestressed concrete, except when Class PP concrete is used. The blast-furnace slag constituent for Type IS shall be a maximum of 25 percent of the weight (mass) of the portland blast-furnace slag cement.

For cast-in-place construction, portland blast-furnace slag cement shall not be used in concrete mixtures when the air temperature is below 40 °F (4 °C) without permission of the Engineer. If permission is given, the mix design strength requirement may require the Contractor to increase the cement or eliminate the cement factor reduction for a water-reducing or high range water-reducing admixture which is permitted according to Article 1020.05(b).

The total of all organic processing additions shall be a maximum of 1.0 percent by weight (mass) of the cement. Organic processing additions shall be limited to grinding aids as defined in (a) above. Inorganic processing additions shall be limited to cement kiln dust at a maximum of 1.0 percent.

(d) Rapid Hardening Cement. Rapid hardening cement shall be used according to Article 1020.04 or when approved by the Engineer. The cement shall be on the Department's current "Approved List of Packaged, Dry, Rapid Hardening Cementitious Materials for Concrete Repairs", and shall be according to the following.

- (1) The cement shall have a maximum final set of 25 minutes, according to Illinois Modified ASTM C 191.
- (2) The cement shall have a minimum compressive strength of 2000 psi (13,800 kPa) at 3.0 hours, 3200 psi (22,100 kPa) at 6.0 hours, and 4000 psi (27,600 kPa) at 24.0 hours, according to Illinois Modified ASTM C 109.
- (3) The cement shall have a maximum drying shrinkage of 0.050 percent at seven days, according to Illinois Modified ASTM C 596.
- (4) The cement shall have a maximum expansion of 0.020 percent at 14 days, according to Illinois Modified ASTM C 1038.
- (5) The cement shall have a minimum 80 percent relative dynamic modulus of elasticity; and shall not have a weight (mass) gain in excess of 0.15 percent or a weight (mass) loss in excess of 1.0 percent, after 100 cycles, according to AASHTO T 161, Procedure B.

(e) Calcium Aluminate Cement. Calcium aluminate cement shall be used only where specified by the Engineer. The cement shall meet the standard physical requirements for Type I cement according to ASTM C 150, except the time of setting shall not apply. The chemical requirements shall be determined according to ASTM C 114 and shall be as follows: minimum 38 percent aluminum oxide (Al_2O_3), maximum 42 percent calcium oxide (CaO), maximum 1 percent magnesium oxide (MgO), maximum 0.4 percent sulfur trioxide (SO_3), maximum 1 percent loss on ignition, and maximum 3.5 percent insoluble residue.

1001.02 Uniformity of Color. Cement contained in single loads or in shipments of several loads to the same project shall not have visible differences in color.

1001.03 Mixing Brands and Types. Different brands or different types of cement from the same manufacturing plant, or the same brand or type from different plants shall not be mixed or used alternately in the same item of construction unless approved by the Engineer.

1001.04 Storage. Cement shall be stored and protected against damage, such as dampness which may cause partial set or hardened lumps. Different brands or different types of cement from the same manufacturing plant, or the same brand or type from different plants shall be kept separate.”

CONCRETE ADMIXTURES (BDE)

Effective: January 1, 2003

Revised: April 1, 2009

Replace the first paragraph of Article 1020.05(b) of the Standard Specifications to read:

“(b) Admixtures. The use of admixtures to increase the workability or to accelerate the hardening of the concrete will be permitted when approved by the Engineer. Admixture dosages shall result in the mixture meeting the specified plastic and hardened properties. The Department will maintain an Approved List of Corrosion Inhibitors. Corrosion inhibitor dosage rates shall be according to Article 1020.05(b)(12). The Department will also maintain an Approved List of Concrete Admixtures, and an admixture technical representative shall be consulted when determining an admixture dosage from this list. The dosage shall be within the range indicated on the approved list unless the influence by other admixtures, jobsite conditions (such as a very short haul time), or other circumstances warrant a dosage outside the range. The Engineer shall be notified when a dosage is proposed outside the range. To determine an admixture dosage, air temperature, concrete temperature, cement source and quantity, finely divided mineral sources(s) and quantity, influence of other admixtures, haul time, placement conditions, and other factors as appropriate shall be considered. The Engineer may request the Contractor to have a batch of concrete mixed in the lab or field to verify the admixture dosage is correct. An admixture dosage or combination of admixture dosages shall not delay the initial set of concrete by more than one hour. When a retarding admixture is required or appropriate for a bridge deck or bridge deck overlayer pour, the initial set time shall be delayed until the deflections due to the concrete dead load are no longer a concern for inducing cracks in the completed work. However, a retarding admixture shall not be used to further extend the pour time and justify the alteration of a bridge deck pour sequence.

When determining water in admixtures for water/cement ratio, the Contractor shall calculate 70 percent of the admixture dosage as water, except a value of 50 percent shall be used for a latex admixture used in bridge deck latex concrete overlays.”

Revise Section 1021 of the Standard Specifications to read:

“SECTION 1021. CONCRETE ADMIXTURES

1021.01 **General.** Admixtures shall be furnished in liquid form ready for use. The admixtures shall be delivered in the manufacturer's original containers, bulk tank trucks or such containers or tanks as are acceptable to the Engineer. Delivery shall be accompanied by a ticket which clearly identifies the manufacturer and trade name of the material. Containers shall be readily identifiable as to manufacturer and trade name of the material they contain.

Corrosion inhibitors will be maintained on the Department's Approved List of Corrosion Inhibitors. All other concrete admixture products will be maintained on the Department's Approved List of Concrete Admixtures. For the admixture submittal, a report prepared by an independent laboratory accredited by the AASHTO Materials Reference Laboratory (AMRL) for Portland Cement Concrete shall be provided. The report shall show the results of physical tests conducted no more than five years prior to the time of submittal, according to applicable specifications. However, for corrosion inhibitors the ASTM G 109 test information specified in ASTM C 1582 is not required to be from an independent lab. All other information in ASTM C 1582 shall be from an independent lab.

Tests shall be conducted using materials and methods specified on a "test" concrete and a "reference" concrete, together with a certification that no changes have been made in the formulation of the material since the performance of the tests. Per the manufacturer's option, the cement content for all required tests shall either be according to applicable specifications or 5.65 cwt/cu yd (335 kg/cu m). Compressive strength test results for six months and one year will not be required.

Prior to the approval of an admixture, the Engineer reserves the right to request a sample for testing. The test and reference concrete mixtures tested by the Engineer will contain a cement content of 5.65 cwt/cu yd (335 kg/cu m). For freeze-thaw testing, the Department will perform the test according to AASHTO T 161, Procedure B. The flexural strength test will be performed according to AASHTO T 177. If the Engineer decides to test the admixture, the manufacturer shall submit AASHTO T 197 water content and set time test results on the standard cement used by the Department. The test and reference concrete mixture shall contain a cement content of 5.65 cwt/cu yd (335 kg/cu m). The manufacturer may select their lab or an independent lab to perform this testing. The laboratory is not required to be accredited by AASHTO.

The manufacturer shall include in the submittal the following admixture information: the manufacturing range for specific gravity, the midpoint and manufacturing range for residue by oven drying, and the manufacturing range for pH. The submittal shall also include an infrared spectrophotometer trace no more than five years old.

For air-entraining admixtures according to Article 1021.02, the specific gravity allowable manufacturing range shall be established by the manufacturer and the test method shall be according to ASTM C 494. For residue by oven drying and pH, the allowable manufacturing range and test methods shall be according to ASTM C 260.

For admixtures according to Articles 1021.03, 1021.04, 1021.05, 1021.06, and 1021.07, the pH allowable manufacturing range shall be established by the manufacturer and the test method shall be according to ASTM E 70. For specific gravity and residue by oven drying, the allowable manufacturing range and test methods shall be according to ASTM C 494.

When test results are more than seven years old, the manufacturer shall re-submit the infrared spectrophotometer trace and the report prepared by an independent laboratory accredited by AASHTO.

All admixtures, except chloride-based accelerators, shall contain a maximum of 0.3 percent chloride by weight (mass).

Random field samples may be taken by the Department to verify an admixture meets specification. A split sample will be provided to the manufacturer if requested. Admixtures that do not meet specification requirements or an allowable manufacturing range established by the manufacturer shall be replaced with new material.

1021.02 Air-Entraining Admixtures. Air-entraining admixtures shall be according to AASHTO M 154.

1021.03 Retarding and Water-Reducing Admixtures. The admixture shall be according to the following.

- (a) The retarding admixture shall be according to AASHTO M 194, Type B (retarding) or Type D (water-reducing and retarding).
- (b) The water-reducing admixture shall be according to AASHTO M 194, Type A.
- (c) The high range water-reducing admixture shall be according to AASHTO M 194, Type F (high range water-reducing) or Type G (high range water-reducing and retarding).

1021.04 Accelerating Admixtures. The admixture shall be according to AASHTO M 194, Type C (accelerating) or Type E (water reducing and accelerating).

1021.05 Self-Consolidating Admixtures. The self-consolidating admixture system shall consist of either a high range water-reducing admixture only or a high range water-reducing admixture combined with a separate viscosity modifying admixture. The one or two component admixture system shall be capable of producing a concrete mixture that can flow around reinforcement and consolidate under its own weight without additional effort and without segregation.

The high range water-reducing admixture shall be according to AASHTO M 194, Type F.

The viscosity modifying admixture shall be according to ASTM C 494, Type S (specific performance).

1021.06 Rheology-Controlling Admixture. The rheology-controlling admixture shall be capable of producing a concrete mixture with a lower yield stress that will consolidate easier for slipform applications used by the Contractor. The rheology-controlling admixture shall be according to ASTM C 494, Type S (specific performance).

1021.07 Corrosion Inhibitor. The corrosion inhibitor shall be according to one of the following.

- (a) Calcium Nitrite. The corrosion inhibitor shall contain a minimum 30 percent calcium nitrite by weight (mass) of solution, and shall comply with the requirements of AASHTO M 194, Type C (accelerating).
- (b) Other Materials. The corrosion inhibitor shall be according to ASTM C 1582.”

CONSTRUCTION AIR QUALITY - IDLING RESTRICTIONS (BDE)

Effective: April 1, 2009

Idling Restrictions. The Contractor shall establish truck-staging areas for all diesel powered vehicles that are waiting to load or unload material at the jobsite. Staging areas shall be located where the diesel emissions from the equipment will have a minimum impact on adjacent sensitive receptors. The Department will review the selection of staging areas, whether within or outside the existing highway right-of-way, to avoid locations near sensitive areas or populations to the extent possible. Sensitive receptors include, but are not limited to, hospitals, schools, residences, motels, hotels, daycare facilities, elderly housing and convalescent facilities. Diesel powered engines shall also be located as far away as possible from fresh air intakes, air conditioners, and windows. The Engineer will approve staging areas before implementation.

Diesel powered vehicle operators may not cause or allow the motor vehicle, when it is not in motion, to idle for more than a total of 10 minutes within any 60 minute period, except under any of the following circumstances:

- 1) The motor vehicle has a gross vehicle weight rating of less than 8000 lb (3630 kg).
- 2) The motor vehicle idles while forced to remain motionless because of on-highway traffic, an official traffic control device or signal, or at the direction of a law enforcement official.
- 3) The motor vehicle idles when operating defrosters, heaters, air conditioners, or other equipment solely to prevent a safety or health emergency.
- 4) A police, fire, ambulance, public safety, other emergency or law enforcement motor vehicle, or any motor vehicle used in an emergency capacity, idles while in an emergency or training mode and not for the convenience of the vehicle operator.
- 5) The primary propulsion engine idles for maintenance, servicing, repairing, or diagnostic purposes if idling is necessary for such activity.
- 6) A motor vehicle idles as part of a government inspection to verify that all equipment is in good working order, provided idling is required as part of the inspection.
- 7) When idling of the motor vehicle is required to operate auxiliary equipment to accomplish the intended use of the vehicle (such as loading, unloading, mixing, or processing cargo; controlling cargo temperature; construction operations, lumbering operations; oil or gas well servicing; or farming operations), provided that this exemption does not apply when the vehicle is idling solely for cabin comfort or to operate non-essential equipment such as air conditioning, heating, microwave ovens, or televisions.
- 8) When the motor vehicle idles due to mechanical difficulties over which the operator has no control.
- 9) The outdoor temperature is less than 32 °F (0 °C) or greater than 80 °F (26 °C).

When the outdoor temperature is greater than or equal to 32 °F (0 °C) or less than or equal to 80 °F (26 °C), a person who operates a motor vehicle operating on diesel fuel shall not cause or allow the motor vehicle to idle for a period greater than 30 minutes in any 60 minute period while waiting to weigh, load, or unload cargo or freight, unless the vehicle is in a line of vehicles that regularly and periodically moves forward.

The above requirements do not prohibit the operation of an auxiliary power unit or generator set as an alternative to idling the main engine of a motor vehicle operating on diesel fuel.

Environmental Deficiency Deduction. When the Engineer is notified, or determines that an environmental control deficiency exists based on non-compliance with the idling restrictions, he/she will notify the Contractor, and direct the Contractor to correct the deficiency.

If the Contractor fails to correct the deficiency a monetary deduction will be imposed. The monetary deduction will be \$1,000.00 for each deficiency identified.

DETERMINATION OF THICKNESS (BDE)

Effective: April 1, 2009

Revise Articles 353.12 and 353.13 of the Standard Specifications to Articles 353.13 and 353.14 respectively.

Add the following Article to the Standard Specifications:

“353.12 Tolerance in Thickness. The thickness of base course pay items that individually contain at least 1000 sq yd (840 sq m) of contiguous area, except for temporary construction, bike paths, and individual locations less than 500 ft (150 m) long, will be evaluated. Temporary construction is defined as those areas constructed and removed under the same contract. If the base course cannot be cored for thickness prior to placement of the cover layer(s), the Engineer will determine the thickness of the cover layer(s), and subtract them from the measured core thickness to determine the base course thickness.

The procedure described in Article 407.10(b) will be followed, except the option of correcting deficient pavement with additional lift(s) shall not apply.”

Revise Article 354.09 of the Standard Specifications to read:

“354.09 Tolerance in Thickness. The thickness of base course widening pay items that individually contain at least 1000 sq yd (840 sq m) of contiguous area, except for temporary construction; bike paths and individual locations less than 3 ft (1 m) wide or 1000 ft (300 m) long, will be evaluated. Temporary construction is defined as those areas constructed and removed under the same contract. If the base course widening cannot be cored for thickness prior to placement of the cover layer(s), the Engineer will determine the thickness of the cover layer(s), and subtract them from the measured core thickness to determine the base course widening thickness.

The procedure described in Article 407.10(b) will be followed, except:

- (a) The width of a unit shall be the width of the widening along one edge of the pavement.
- (b) The length of the unit shall be 1000 ft (300 m).
- (c) The option of correcting deficient pavement with additional lift(s) shall not apply.”

Revise Article 355.09 of the Standard Specifications to read:

“355.09 Tolerance in Thickness. The thickness of HMA base course pay items that individually contain at least 1000 sq yd (840 sq m) of contiguous area, except for temporary construction; bike paths and individual locations less than 500 ft (150 m) long, will be evaluated according to Article 407.10(b). Temporary construction is defined as those areas constructed and removed under the same contract. If the base course cannot be cored for thickness prior to placement of the cover layer(s), the Engineer will determine the thickness of the cover layer(s), and subtract them from the measured core thickness to determine the base course thickness.”

Revise Article 356.07 of the Standard Specifications to read:

“356.07 Tolerance in Thickness. The thickness of HMA base course widening pay items that individually contain at least 1000 sq yd (840 sq m) of contiguous area, except for temporary construction; bike paths and individual locations less than 3 ft (1 m) wide or 1000 ft (300 m) long, will be evaluated according to Article 407.10(b) except, the width of a unit shall be the width of the widening along one edge of the pavement and the length of a unit shall be 1000 ft (300 m). Temporary locations are defined as those constructed and removed under the same contract. If the base course widening cannot be cored for thickness prior to placement of the cover layer(s), the Engineer will determine the thickness of the cover layer(s) and subtract them from the measured core thickness to determine the base course widening thickness.”

Revise Article 407.10 of the Standard Specifications to read:

“407.10 Tolerance in Thickness. Determination of pavement thickness shall be performed after the pavement surface tests and corrective action have been completed according to Article 407.09. Pay adjustments made for pavement thickness will be in addition to and independent of those made for pavement smoothness. Pavement pay items that individually contain at least 1000 sq yd (840 sq m) of contiguous pavement shall be evaluated with the following exclusions: temporary pavements; variable width pavements; radius returns; short lengths of contiguous pavements less than 500 ft (125 m) in length; and constant width portions of turn lanes less than 500 ft (125 m) in length. Temporary pavements are defined as pavements constructed and removed under the same contract.

The method described in Article 407.10(a), shall be used except for those pavements constructed in areas where access to side streets and entrances necessitates construction in segments less than 1000 ft (300 m). The method described in Article 407.10(b) shall be used in areas where access to side streets and entrances necessitates construction in segments less than 1000 ft (300 m).

- (a) Percent Within Limits. The percent within limits (PWL) method shall be as follows.

- (1) Lots and Sublots. The pavement will be divided into approximately equal lots of not more than 5000 ft (1500 m) in length. When the length of a continuous strip of pavement is 500 ft (150 m) or greater but less than 5000 ft (1500 m), these short lengths of pavement, ramps, turn lanes, and other short sections of continuous pavement will be grouped together to form lots approximately 5000 ft (1500 m) in length. Short segments between structures will be measured continuously with the structure segments omitted. Each lot will be subdivided into ten equal sublots. The width of a subplot and lot will be the width from the pavement edge to the adjacent lane line, from one lane line to the next, or between pavement edges for single-lane pavements.
- (2) Cores. Cores 2 in. (50 mm) in diameter shall be taken from the pavement by the Contractor, at locations selected by the Engineer. The exact location for each core will be selected at random, but will result in one core per subplot. Core locations will be specified prior to beginning the coring operations.

The Contractor and the Engineer shall witness the coring operations, as well as the measuring and recording of the core lengths. The cores will be measured with a device supplied by the Department immediately upon removal from the core bit and prior to moving to the next core location. Upon concurrence of the length, the core samples shall be disposed of according to Article 202.03.

Upon completion of each core, all water shall be removed from the hole and the hole then filled with a rapid hardening mortar or concrete. The material shall be mixed in a separate container, placed in the hole, consolidated by rodding, and struck-off flush with the adjacent pavement.

- (3) Deficient Sublot. When the length of the core in a subplot is deficient by more than ten percent of plan thickness, the Contractor may take three additional cores within that subplot at locations selected at random by the Engineer. If the Contractor chooses not to take additional cores, the pavement in that subplot shall be removed and replaced.

When the three additional cores are taken, the length of those cores will be averaged with the original core length. If the average shows the subplot to be deficient by ten percent or less, no additional action is necessary. If the average shows the subplot to be deficient by more than ten percent, the pavement in that subplot shall be removed and replaced; however, when requested in writing by the Contractor, the Engineer may permit in writing such deficient sublots to remain in place. For deficient sublots allowed to remain in place, additional lift(s) may be placed, at no additional cost to the Department, to bring the deficient pavement to plan thickness when the Engineer determines grade control conditions will permit such lift(s). The area(s) to be overlaid, material to be used, thickness(es) of the lift(s), and method of placement will be approved by the Engineer.

When a deficient subplot is removed and replaced, or additional lifts are placed, the corrected subplot shall be retested for thickness. The length of the new core taken in the subplot will be used in determining the PWL for the lot.

When a deficient subplot is left in place, and no additional lift(s) are placed, no payment will be made for the deficient subplot. The length of the original core taken in the subplot will be used in determining the PWL for the lot.

- (4) Deficient Lot. After addressing deficient sublots, the PWL for each lot will be determined. When the PWL of a lot is 60 percent or less, the pavement in that lot shall be removed and replaced; however, when requested in writing by the Contractor, the Engineer may permit in writing such deficient lots to remain in place. For deficient lots allowed to remain in place, additional lift(s) may be placed, at no additional cost to the Department, to bring the deficient pavement to plan thickness when the Engineer determines grade control conditions will permit such lift(s). The area(s) to be overlaid, material to be used, thickness(es) of the lift(s), and method of placement will be approved by the Engineer.

When a deficient lot is removed and replaced, or additional lifts are placed, the corrected lot shall be retested for thickness. The PWL for the lot will then be recalculated based upon the new cores; however, the pay factor for the lot shall be a maximum of 100 percent.

When a deficient lot is left in place, and no additional lift(s) are placed, the PWL for the lot will not be recalculated.

- (5) Right of Discovery. When the Engineer has reason to believe the random core selection process will not accurately represent the true conditions of the work, he/she may order additional cores. The additional cores shall be taken at specific locations determined by the Engineer. The Engineer will provide notice to the Contractor containing an explanation of the reasons for his/her action. The need for, and location of, additional cores will be determined prior to commencement of coring operations.

When the additional cores show the pavement to be deficient by more than ten percent of plan thickness, more additional cores shall be taken to determine the limits of the deficient pavement and that area shall be removed and replaced; however, when requested in writing by the Contractor, the Engineer may permit in writing such areas of deficient pavement to remain in place. The area of deficient pavement will be defined using the length between two acceptable cores and the full width of the subplot. An acceptable core is a core with a length of at least 90 percent of plan thickness.

For deficient areas allowed to remain in place, additional lift(s) may be placed, at no additional cost to the Department, to bring the deficient pavement to plan thickness when the Engineer determines grade control conditions will permit such lift(s). The area(s) to be overlaid, material to be used, thickness(es) of the lift(s), and method of placement will be approved by the Engineer.

When an area of deficient pavement is removed and replaced, or additional lifts are placed, the corrected pavement shall be retested for thickness.

When an area of deficient pavement is left in place, and no additional lift(s) are placed, no payment will be made for the deficient pavement.

When the additional cores show the pavement to be at least 90 percent of plan thickness, the additional cores will be paid for according to Article 109.04.

- (6) Profile Index Adjustment. After any area of pavement is removed and replaced or any additional lifts are placed, the corrected areas shall be retested for pavement smoothness and any necessary profile index adjustments and/or corrections will be made based on these final profile readings prior to retesting for thickness.
- (7) Determination of PWL. The PWL for each lot will be determined as follows.

Definitions:

- x_i = Individual values (core lengths) under consideration
 n = Number of individual values under consideration (10 per lot)
 \bar{x} = Average of the values under consideration
LSL = Lower Specification Limit (98% of plan thickness)
 Q_L = Lower Quality Index
 s = Sample Standard Deviation
PWL = Percent Within Limits

Determine \bar{x} for the lot to the nearest two decimal places.

Determine s for the lot to the nearest three decimal places using:

$$s = \sqrt{\frac{\sum(x_i - \bar{x})^2}{n-1}} \quad \text{where} \quad \sum(x_i - \bar{x})^2 = (x_1 - \bar{x})^2 + (x_2 - \bar{x})^2 + \dots + (x_{10} - \bar{x})^2$$

Determine Q_L for the lot to the nearest two decimal places using:

$$Q_L = \frac{(\bar{x} - LSL)}{s}$$

Determine PWL for the lot using the Q_L and the following table. For Q_L values less than zero the value shown in the table must be subtracted from 100 to obtain PWL.

- (8) Pay Factors. The pay factor (PF) for each lot will be determined, to the nearest two decimal places, using:

$$PF \text{ (in percent)} = 55 + 0.5 (PWL)$$

If \bar{x} for a lot is less than the plan thickness, the maximum PF for that lot shall be 100 percent.

- (9) Payment. Payment of incentive or disincentive for pay items subject to the PWL method will be calculated using:

$$\text{Payment} = (((\text{TPF}/100)-1) \times \text{CUP}) \times (\text{TOTPAVT} - \text{DEFFPAVT})$$

TPF = Total Pay Factor

CUP = Contract Unit Price

TOTPAVT = Area of Pavement Subject to Coring

DEFFPAVT = Area of Deficient Pavement

The TPF for the pavement shall be the average of the PF for all the lots; however, the TPF shall not exceed 102 percent.

Area of Deficient pavement (DEFFPAVT) is defined as an area of pavement represented by a subplot deficient by more than ten percent which is left in place with no additional thickness added.

Area of Pavement Subject to Coring (TOTPAVT) is defined as those pavement areas included in lots for pavement thickness determination.

PERCENT WITHIN LIMITS							
Quality Index (Q _L)*	Percent Within Limits (PWL)	Quality Index (Q _L)*	Percent Within Limits (PWL)	Quality Index (Q _L)*	Percent Within Limits (PWL)	Quality Index (Q _L)*	Percent Within Limits (PWL)
0.00	50.00	0.40	65.07	0.80	78.43	1.20	88.76
0.01	50.38	0.41	65.43	0.81	78.72	1.21	88.97
0.02	50.77	0.42	65.79	0.82	79.02	1.22	89.17
0.03	51.15	0.43	66.15	0.83	79.31	1.23	89.38
0.04	51.54	0.44	66.51	0.84	79.61	1.24	89.58
0.05	51.92	0.45	66.87	0.85	79.90	1.25	89.79
0.06	52.30	0.46	67.22	0.86	80.19	1.26	89.99
0.07	52.69	0.47	67.57	0.87	80.47	1.27	90.19
0.08	53.07	0.48	67.93	0.88	80.76	1.28	90.38
0.09	53.46	0.49	68.28	0.89	81.04	1.29	90.58
0.10	53.84	0.50	68.63	0.90	81.33	1.30	90.78
0.11	54.22	0.51	68.98	0.91	81.61	1.31	90.96
0.12	54.60	0.52	69.32	0.92	81.88	1.32	91.15
0.13	54.99	0.53	69.67	0.93	82.16	1.33	91.33
0.14	55.37	0.54	70.01	0.94	82.43	1.34	91.52
0.15	55.75	0.55	70.36	0.95	82.71	1.35	91.70
0.16	56.13	0.56	70.70	0.96	82.97	1.36	91.87
0.17	56.51	0.57	71.04	0.97	83.24	1.37	92.04
0.18	56.89	0.58	71.38	0.98	83.50	1.38	92.22
0.19	57.27	0.59	71.72	0.99	83.77	1.39	92.39
0.20	57.65	0.60	72.06	1.00	84.03	1.40	92.56
0.21	58.03	0.61	72.39	1.01	84.28	1.41	92.72
0.22	58.40	0.62	72.72	1.02	84.53	1.42	92.88
0.23	58.78	0.63	73.06	1.03	84.79	1.43	93.05
0.24	59.15	0.64	73.39	1.04	85.04	1.44	93.21
0.25	59.53	0.65	73.72	1.05	85.29	1.45	93.37
0.26	59.90	0.66	74.04	1.06	85.53	1.46	93.52
0.27	60.28	0.67	74.36	1.07	85.77	1.47	93.67
0.28	60.65	0.68	74.69	1.08	86.02	1.48	93.83
0.29	61.03	0.69	75.01	1.09	86.26	1.49	93.98
0.30	61.40	0.70	75.33	1.10	86.50	1.50	94.13
0.31	61.77	0.71	75.64	1.11	86.73	1.51	94.27
0.32	62.14	0.72	75.96	1.12	86.96	1.52	94.41
0.33	62.51	0.73	76.27	1.13	87.20	1.53	94.54
0.34	62.88	0.74	76.59	1.14	87.43	1.54	94.68
0.35	63.25	0.75	76.90	1.15	87.66	1.55	94.82
0.36	63.61	0.76	77.21	1.16	87.88	1.56	94.95
0.37	63.98	0.77	77.51	1.17	88.10	1.57	95.08
0.38	64.34	0.78	77.82	1.18	88.32	1.58	95.20
0.39	64.71	0.79	78.12	1.19	88.54	1.59	95.33

*For Q_L values less than zero, subtract the table value from 100 to obtain PWL

PERCENT WITHIN LIMITS (continued)					
Quality Index (Q _L)*	Percent Within Limits (PWL)	Quality Index (Q _L)*	Percent Within Limits (PWL)	Quality Index (Q _L)*	Percent Within Limits (PWL)
1.60	95.46	2.00	98.83	2.40	99.89
1.61	95.58	2.01	98.88	2.41	99.90
1.62	95.70	2.02	98.92	2.42	99.91
1.63	95.81	2.03	98.97	2.43	99.91
1.64	95.93	2.04	99.01	2.44	99.92
1.65	96.05	2.05	99.06	2.45	99.93
1.66	96.16	2.06	99.10	2.46	99.94
1.67	96.27	2.07	99.14	2.47	99.94
1.68	96.37	2.08	99.18	2.48	99.95
1.69	96.48	2.09	99.22	2.49	99.95
1.70	96.59	2.10	99.26	2.50	99.96
1.71	96.69	2.11	99.29	2.51	99.96
1.72	96.78	2.12	99.32	2.52	99.97
1.73	96.88	2.13	99.36	2.53	99.97
1.74	96.97	2.14	99.39	2.54	99.98
1.75	97.07	2.15	99.42	2.55	99.98
1.76	97.16	2.16	99.45	2.56	99.98
1.77	97.25	2.17	99.48	2.57	99.98
1.78	97.33	2.18	99.50	2.58	99.99
1.79	97.42	2.19	99.53	2.59	99.99
1.80	97.51	2.20	99.56	2.60	99.99
1.81	97.59	2.21	99.58	2.61	99.99
1.82	97.67	2.22	99.61	2.62	99.99
1.83	97.75	2.23	99.63	2.63	100.00
1.84	97.83	2.22	99.66	2.64	100.00
1.85	97.91	2.25	99.68	≥ 2.65	100.00
1.86	97.98	2.26	99.70		
1.87	98.05	2.27	99.72		
1.88	98.11	2.28	99.73		
1.89	98.18	2.29	99.75		
1.90	98.25	2.30	99.77		
1.91	98.31	2.31	99.78		
1.92	98.37	2.32	99.80		
1.93	98.44	2.33	99.81		
1.94	98.50	2.34	99.83		
1.95	98.56	2.35	99.84		
1.96	98.61	2.36	99.85		
1.97	98.67	2.37	99.86		
1.98	98.72	2.38	99.87		
1.99	98.78	2.39	99.88		

*For Q_L values less than zero, subtract the table value from 100 to obtain PWL

(b) Minimum Thickness. The minimum thickness method shall be as follows.

- (1) Length of Units. The length of a unit will be a continuous strip of pavement 500 ft (150 m) in length.
- (2) Width of Units. The width of a unit will be the width from the pavement edge to the adjacent lane line, from one lane line to the next, or between pavement edges for single-lane pavements.
- (3) Thickness Measurements. Pavement thickness will be based on 2 in. (50 mm) diameter cores.

Cores shall be taken from the pavement by the Contractor at locations selected by the Engineer. When determining the thickness of a unit, one core shall be taken in each unit.

The Contractor and the Engineer shall witness the coring operations, as well as the measuring and recording of the cores. Core measurements will be determined immediately upon removal from the core bit and prior to moving to the next core location. Upon concurrence of the length, the core samples may be disposed of according to Article 202.03.

Upon completion of each core, all water shall be removed from the hole and the hole then filled with a rapid hardening mortar or concrete. The material shall be mixed in a separate container, placed in the hole, consolidated by rodding, and struck-off flush with the adjacent pavement.

- (4) Unit Deficient in Thickness. In considering any portion of the pavement that is deficient, the entire limits of the unit will be used in computing the deficiency or determining the remedial action required.
- (5) Thickness Equals or Exceeds Specified Thickness. When the thickness of a unit equals or exceeds the specified plan thickness, payment will be made at the contract unit price per square yard (square meter) for the specified thickness.
- (6) Thickness Deficient by Ten Percent or Less. When the thickness of a unit is less than the specified plan thickness by ten percent or less, a deficiency deduction will be assessed against payment for the item involved. The deficiency will be a percentage of the contract unit price as given in the following table.

Percent Deficiency (of Plan Thickness)	Percent Deduction (of Contract Unit Price)
0.0 to 2.0	0
2.1 to 3.0	20
3.1 to 4.0	28
4.1 to 5.0	32
5.1 to 7.5	43
7.6 to 10.0	50

- (7) Thickness Deficient by More than Ten Percent. When a core shows the pavement to be deficient by more than ten percent of plan thickness, additional cores shall be taken on each side of the deficient core, at stations selected by the Contractor and offsets selected by the Engineer, to determine the limits of the deficient pavement. No core shall be located within 5 ft (1.5 m) of a previous core obtained for thickness determination. The first acceptable core obtained on each side of a deficient core will be used to determine the length of the deficient pavement. An acceptable core is a core with a thickness of at least 90 percent of plan thickness. The area of deficient pavement will be defined using the length between two acceptable cores and the full width of the unit. The area of deficient pavement shall be removed and replaced; however, when requested in writing by the Contractor, the Engineer may permit in writing such areas of deficient pavement to remain in place. For deficient areas allowed to remain in place, additional lift(s) may be placed, at no additional cost to the Department, to bring the deficient pavement to plan thickness when the Engineer determines grade control conditions will permit such lift(s). The area(s) to be overlaid, material to be used, thickness(es) of the lift(s), and method of placement will be approved by the Engineer.

When an area of deficient pavement is removed and replaced, or additional lifts are placed, the corrected pavement shall be retested for thickness. The thickness of the new core will be used to determine the pay factor for the corrected area.

When an area of deficient pavement is left in place, and no additional lift(s) are placed, no payment will be made for the deficient pavement. In addition, an amount equal to two times the contract cost of the deficient pavement will be deducted from the compensation due the Contractor.

The thickness of the first acceptable core on each side of the core more than ten percent deficient will be used to determine any needed pay adjustments for the remaining areas on each side of the area deficient by more than ten percent. The pay adjustment will be determined according to Article 407.10(b)(6).

- (8) Right of Discovery. When the Engineer has reason to believe any core location does not accurately represent the true conditions of the work, he/she may order additional cores. These additional cores shall be taken at specific locations determined by the Engineer. The Engineer will provide notice to the Contractor containing an explanation of the reasons for his/her action.

When the additional cores show the pavement to be deficient by more than ten percent of plan thickness, the procedures outlined in Article 407.10(b)(7) shall be followed, except the Engineer will determine the additional core locations.

When the additional cores, ordered by the Engineer, show the pavement to be at least 90 percent of plan thickness, the additional cores will be paid for according to Article 109.04.

- (9) Profile Index Adjustment. After any area of pavement is removed and replaced or any additional lifts are added, the corrected areas shall be retested for pavement smoothness and any necessary profile index adjustments and/or corrections will be made based on these final profile readings prior to retesting for thickness.”

Revise Article 482.06 of the Standard Specifications to read:

“482.06 Tolerance in Thickness. The shoulder shall be constructed to the thickness shown on the plans. When the contract includes square yards (square meters) as the unit of measurement for HMA shoulder, thickness determinations shall be made according to Article 407.10(b)(3) and the following.

- (a) Length of the Units. The length of a unit shall be a continuous strip of shoulder 2500 ft (750 m) long.
- (b) Width of the Units. The width of the unit shall be the full width of the shoulder.
- (c) Thickness Deficient by More than Ten Percent. When a core shows the shoulder to be deficient by more than ten percent of plan thickness, additional cores shall be taken on each side of the deficient core, at stations selected by the Contractor and offsets selected by the Engineer, to determine the limits of the deficient shoulder. No core shall be located within 5 ft (1.5 m) of a previous core obtained for thickness determination. The first acceptable core obtained on each side of a deficient core will be used to determine the length of the deficient shoulder. An acceptable core is a core with a thickness of at least 90 percent of plan thickness. The area of deficient shoulder will be defined using the length between two acceptable cores and the full width of the unit. The area of deficient shoulder shall be brought to specified thickness by the addition of the applicable mixture, at no additional cost to the Department and subject to the lift thickness requirements of Article 312.05, or by removal and replacement with a new mixture. However, the surface elevation of the completed shoulder shall not exceed by more than 1/8 in. (3 mm) the surface elevation of the adjacent pavement. When requested in writing by the Contractor, the Engineer may permit in writing such thin shoulder to remain in place. When an area of thin shoulder is left in place, and no additional lift(s) are placed, no payment will be made for the thin shoulder. In addition, an amount equal to two times the contract unit price of the shoulder will be deducted from the compensation due the Contractor.

When an area of deficient shoulder is removed and replaced, or additional lifts are placed, the corrected pavement shall be retested for thickness.

- (d) Right of Discovery. When the Engineer has reason to believe any core location does not accurately represent the true conditions of the work, he/she may order additional cores. When the additional cores, ordered by the Engineer, show the shoulder to be at least 90 percent of plan thickness, the additional cores will be paid for according to Article 109.04. When the additional core shows the shoulder to be less than 90 percent of plan thickness, the procedure in (c), above shall be followed.”

Revise Article 483.07 of the Standard Specifications to read:

“483.07 Tolerance in Thickness. The shoulder shall be constructed to the thickness shown on the plans. Thickness determinations shall be made according to Article 482.06 except the option of correcting deficient pavement with additional lift(s) shall not apply.”

DISADVANTAGED BUSINESS ENTERPRISE PARTICIPATION (DBE)

Effective: September 1, 2000

Revised: November 1, 2008

FEDERAL OBLIGATION. The Department of Transportation, as a recipient of federal financial assistance, is required to take all necessary and reasonable steps to ensure nondiscrimination in the award and administration of contracts. Consequently, the federal regulatory provisions of 49 CFR part 26 apply to this contract concerning the utilization of disadvantaged business enterprises. For the purposes of this Special Provision, a disadvantaged business enterprise (DBE) means a business certified by the Department in accordance with the requirements of 49 CFR part 26 and listed in the Illinois Unified Certification Program (IL UCP) DBE Directory or most recent addendum.

STATE OBLIGATION. This Special Provision will also be used by the Department to satisfy the requirements of the Business Enterprise for Minorities, Females, and Persons with Disabilities Act, 30 ILCS 575. When this Special Provision is used to satisfy state law requirements on 100 percent state-funded contracts, the federal government has no involvement in such contracts (not a federal-aid contract) and no responsibility to oversee the implementation of this Special Provision by the Department on those contracts. DBE participation on 100 percent state-funded contracts will not be credited toward fulfilling the Department's annual overall DBE goal required by the US Department of Transportation to comply with the federal DBE program requirements.

CONTRACTOR ASSURANCE. The Contractor makes the following assurance and agrees to include the assurance in each subcontract that the Contractor signs with a subcontractor:

The Contractor, subrecipient, or subcontractor shall not discriminate on the basis of race, color, national origin, or sex in the performance of this contract. The Contractor shall carry out applicable requirements of 49 CFR part 26 in the award and administration of contracts funded in whole or in part with federal or state funds. Failure by the Contractor to carry out these requirements is a material breach of this contract, which may result in the termination of this contract or such other remedy as the recipient deems appropriate.

OVERALL GOAL SET FOR THE DEPARTMENT. As a requirement of compliance with 49 CFR part 26, the Department has set an overall goal for DBE participation in its federally assisted contracts. That goal applies to all federal-aid funds the Department will expend in its federally assisted contracts for the subject reporting fiscal year. The Department is required to make a good faith effort to achieve the overall goal. The dollar amount paid to all approved DBE companies performing work called for in this contract is eligible to be credited toward fulfillment of the Department's overall goal.

CONTRACT GOAL TO BE ACHIEVED BY THE CONTRACTOR. This contract includes a specific DBE utilization goal established by the Department. The goal has been included because the Department has determined that the work of this contract has subcontracting opportunities that may be suitable for performance by DBE companies. This determination is based on an assessment of the type of work, the location of the work, and the availability of DBE companies to do a part of the work. The assessment indicates that, in the absence of unlawful discrimination, and in an arena of fair and open competition, DBE companies can be expected to perform **11.0%** of the work. This percentage is set as the DBE participation goal for this contract. Consequently, in addition to the other award criteria established for this contract, the Department will award this contract to a bidder who makes a good faith effort to meet this goal of DBE participation in the performance of the work. A bidder makes a good faith effort for award consideration if either of the following is done in accordance with the procedures set forth in this Special Provision:

- (a) The bidder documents that firmly committed DBE participation has been obtained to meet the goal; or
- (b) The bidder documents that a good faith effort has been made to meet the goal, even though the effort did not succeed in obtaining enough DBE participation to meet the goal.

DBE LOCATOR REFERENCES. Bidders may consult the IL UCP DBE Directory as a reference source for DBE-certified companies. In addition, the Department maintains a letting and item specific DBE locator information system whereby DBE companies can register their interest in providing quotes on particular bid items advertised for letting. Information concerning DBE companies willing to quote work for particular contracts may be obtained by contacting the Department's Bureau of Small Business Enterprises at telephone number (217)785-4611, or by visiting the Department's web site at www.dot.il.gov.

BIDDING PROCEDURES. Compliance with the bidding procedures of this Special Provision is required prior to the award of the contract and the failure of the as-read low bidder to comply will render the bid not responsive.

- (a) In order to assure the timely award of the contract, the as-read low bidder shall submit a Disadvantaged Business Utilization Plan on Department form SBE 2026 within seven working days after the date of letting. To meet the seven day requirement, the bidder may send the Plan by certified mail or delivery service within the seven working day period. If a question arises concerning the mailing date of a Plan, the mailing date will be established by the U.S. Postal Service postmark on the original certified mail receipt from the U.S. Postal Service or the receipt issued by a delivery service. It is the responsibility of the bidder to ensure that the postmark or receipt date is affixed within the seven working days if the bidder intends to rely upon mailing or delivery to satisfy the submission day requirement. The Plan is to be submitted to the Department of Transportation, Bureau of Small Business Enterprises, Contract Compliance Section, 2300 South Dirksen Parkway, Room 319, Springfield, Illinois 62764 (Telefax: (217)785-1524). It is the responsibility of the bidder to obtain confirmation of telefax delivery. The Department will not accept a Utilization Plan if it does not meet the seven day submittal

requirement and the bid will be declared not responsive. In the event the bid is declared not responsive due to a failure to submit a Plan or failure to comply with the bidding procedures set forth herein, the Department may elect to cause the forfeiture of the penal sum of the bidder's proposal guaranty, and may deny authorization to bid the project if re-advertised for bids. The Department reserves the right to invite any other bidder to submit a Utilization Plan at any time for award consideration or to extend the time for award.

- (b) The Utilization Plan shall indicate that the bidder either has obtained sufficient DBE participation commitments to meet the contract goal or has not obtained enough DBE participation commitments in spite of a good faith effort to meet the goal. The Utilization Plan shall further provide the name, telephone number, and telefax number of a responsible official of the bidder designated for purposes of notification of plan approval or disapproval under the procedures of this Special Provision.
- (c) The Utilization Plan shall include a DBE Participation Commitment Statement, Department form SBE 2025, for each DBE proposed for the performance of work to achieve the contract goal. The signatures on these forms must be original signatures. All elements of information indicated on the said form shall be provided, including but not limited to the following:
 - (1) The name and address of each DBE to be used;
 - (2) A description, including pay item numbers, of the commercially useful work to be done by each DBE;
 - (3) The price to be paid to each DBE for the identified work specifically stating the quantity, unit price, and total subcontract price for the work to be completed by the DBE. If partial pay items are to be performed by the DBE, indicate the portion of each item, a unit price where appropriate and the subcontract price amount;
 - (4) A commitment statement signed by the bidder and each DBE evidencing availability and intent to perform commercially useful work on the project; and
 - (5) If the bidder is a joint venture comprised of DBE companies and non-DBE companies, the plan must also include a clear identification of the portion of the work to be performed by the DBE partner(s).
- (d) The contract will not be awarded until the Utilization Plan submitted by the bidder is approved. The Utilization Plan will be approved by the Department if the Plan commits sufficient commercially useful DBE work performance to meet the contract goal. The Utilization Plan will not be approved by the Department if the Plan does not commit sufficient DBE performance to meet the contract goal unless the bidder documents that it made a good faith effort to meet the goal. The good faith procedures of Section VIII of this special provision apply. If the Utilization Plan is not approved because it is deficient in a technical matter, unless waived by the Department, the bidder will be notified and will be allowed no less than a five working day period in order to cure the deficiency.

CALCULATING DBE PARTICIPATION. The Utilization Plan values represent work anticipated to be performed and paid for upon satisfactory completion. The Department is only able to count toward the achievement of the overall goal and the contract goal the value of payments made for the work actually performed by DBE companies. In addition, a DBE must perform a commercially useful function on the contract to be counted. A commercially useful function is generally performed when the DBE is responsible for the work and is carrying out its responsibilities by actually performing, managing, and supervising the work involved. The Department and Contractor are governed by the provisions of 49 CFR part 26.55(c) on questions of commercially useful functions as it affects the work. Specific counting guidelines are provided in 49 CFR part 26.55, the provisions of which govern over the summary contained herein.

- (a) DBE as the Contractor: 100 percent goal credit for that portion of the work performed by the DBE's own forces, including the cost of materials and supplies. Work that a DBE subcontracts to a non-DBE does not count toward the DBE goals.
- (b) DBE as a joint venture Contractor: 100 percent goal credit for that portion of the total dollar value of the contract equal to the distinct, clearly defined portion of the work performed by the DBE's own forces.
- (c) DBE as a subcontractor: 100 percent goal credit for the work of the subcontract performed by the DBE's own forces, including the cost of materials and supplies, excluding the purchase of materials and supplies or the lease of equipment by the DBE subcontractor from the prime Contractor or its affiliates. Work that a DBE subcontractor in turn subcontracts to a non-DBE does not count toward the DBE goal.
- (d) DBE as a trucker: 100 percent goal credit for trucking participation provided the DBE is responsible for the management and supervision of the entire trucking operation for which it is responsible. At least one truck owned, operated, licensed, and insured by the DBE must be used on the contract. Credit will be given for the full value of all such DBE trucks operated using DBE employed drivers. Goal credit will be limited to the value of the reasonable fee or commission received by the DBE if trucks are leased from a non-DBE company.
- (e) DBE as a material supplier:
 - (1) 60 percent goal credit for the cost of the materials or supplies purchased from a DBE regular dealer.
 - (2) 100 percent goal credit for the cost of materials or supplies obtained from a DBE manufacturer.
 - (3) 100 percent credit for the value of reasonable fees and commissions for the procurement of materials and supplies if not a regular dealer or manufacturer.

GOOD FAITH EFFORT PROCEDURES. If the bidder cannot obtain sufficient DBE commitments to meet the contract goal, the bidder must document in the Utilization Plan the good faith efforts made in the attempt to meet the goal. This means that the bidder must show

that all necessary and reasonable steps were taken to achieve the contract goal. Necessary and reasonable steps are those which could reasonably be expected to obtain sufficient DBE participation. The Department will consider the quality, quantity, and intensity of the kinds of efforts that the bidder has made. Mere *pro forma* efforts are not good faith efforts; rather, the bidder is expected to have taken those efforts that would be reasonably expected of a bidder actively and aggressively trying to obtain DBE participation sufficient to meet the contract goal.

- (a) The following is a list of types of action that the Department will consider as part of the evaluation of the bidder's good faith efforts to obtain participation. These listed factors are not intended to be a mandatory checklist and are not intended to be exhaustive. Other factors or efforts brought to the attention of the Department may be relevant in appropriate cases, and will be considered by the Department.
- (1) Soliciting through all reasonable and available means (e.g. attendance at pre-bid meetings, advertising and/or written notices) the interest of all certified DBE companies that have the capability to perform the work of the contract. The bidder must solicit this interest within sufficient time to allow the DBE companies to respond to the solicitation. The bidder must determine with certainty if the DBE companies are interested by taking appropriate steps to follow up initial solicitations.
 - (2) Selecting portions of the work to be performed by DBE companies in order to increase the likelihood that the DBE goals will be achieved. This includes, where appropriate, breaking out contract work items into economically feasible units to facilitate DBE participation, even when the prime Contractor might otherwise prefer to perform these work items with its own forces.
 - (3) Providing interested DBE companies with adequate information about the plans, specifications, and requirements of the contract in a timely manner to assist them in responding to a solicitation.
 - (4) a. Negotiating in good faith with interested DBE companies. It is the bidder's responsibility to make a portion of the work available to DBE subcontractors and suppliers and to select those portions of the work or material needs consistent with the available DBE subcontractors and suppliers, so as to facilitate DBE participation. Evidence of such negotiation includes the names, addresses, and telephone numbers of DBE companies that were considered; a description of the information provided regarding the plans and specifications for the work selected for subcontracting; and evidence as to why additional agreements could not be reached for DBE companies to perform the work.
 - b. A bidder using good business judgment would consider a number of factors in negotiating with subcontractors, including DBE subcontractors, and would take a firm's price and capabilities as well as contract goals into consideration. However, the fact that there may be some additional costs involved in finding and using DBE companies is not in itself sufficient reason for a bidder's failure to meet the contract DBE goal, as long as such costs are reasonable. Also, the ability or desire of a bidder to perform the work of a contract with its own organization does not relieve the bidder of the responsibility to make good faith efforts. Bidders are not, however, required to accept higher quotes from DBE companies if the price difference is excessive or unreasonable.

- (5) Not rejecting DBE companies as being unqualified without sound reasons based on a thorough investigation of their capabilities. The bidder's standing within its industry, membership in specific groups, organizations, or associations and political or social affiliations (for example union vs. non-union employee status) are not legitimate causes for the rejection or non-solicitation of bids in the bidder's efforts to meet the project goal.
 - (6) Making efforts to assist interested DBE companies in obtaining bonding, lines of credit, or insurance as required by the recipient or Contractor.
 - (7) Making efforts to assist interested DBE companies in obtaining necessary equipment, supplies, materials, or related assistance or services.
 - (8) Effectively using the services of available minority/women community organizations; minority/women contractors' groups; local, state, and federal minority/women business assistance offices; and other organizations as allowed on a case-by-case basis to provide assistance in the recruitment and placement of DBE companies.
- (b) If the Department determines that the bidder has made a good faith effort to secure the work commitment of DBE companies to meet the contract goal, the Department will award the contract provided that it is otherwise eligible for award. If the Department determines that a good faith effort has not been made, the Department will notify the bidder of that preliminary determination by contacting the responsible company official designated in the Utilization Plan. The preliminary determination shall include a statement of reasons why good faith efforts have not been found, and may include additional good faith efforts that the bidder could take. The notification will designate a five working day period during which the bidder shall take additional efforts. The bidder is not limited by a statement of additional efforts, but may take other action beyond any stated additional efforts in order to obtain additional DBE commitments. The bidder shall submit an amended Utilization Plan if additional DBE commitments to meet the contract goal are secured. If additional DBE commitments sufficient to meet the contract goal are not secured, the bidder shall report the final good faith efforts made in the time allotted. All additional efforts taken by the bidder will be considered as part of the bidder's good faith efforts. If the bidder is not able to meet the goal after taking additional efforts, the Department will make a pre-final determination of the good faith efforts of the bidder and will notify the designated responsible company official of the reasons for an adverse determination.
- (c) The bidder may request administrative reconsideration of a pre-final determination adverse to the bidder within the five working days after the notification date of the determination by delivering the request to the Department of Transportation, Bureau of Small Business Enterprises, Contract Compliance Section, 2300 South Dirksen Parkway, Room 319, Springfield, Illinois 62764 (Telefax: (217)785-1524). Deposit of the request in the United States mail on or before the fifth business day shall not be deemed delivery. The pre-final determination shall become final if a request is not made and delivered. A request may provide additional written documentation and/or argument concerning the issue of whether an adequate good faith effort was made to meet the contract goal. In addition, the request shall be considered a consent by the bidder to extend the time for award. The request will be forwarded to the Department's

Reconsideration Officer. The Reconsideration Officer will extend an opportunity to the bidder to meet in person in order to consider all issues of whether the bidder made a good faith effort to meet the goal. After the review by the Reconsideration Officer, the bidder will be sent a written decision within ten working days after receipt of the request for reconsideration, explaining the basis for finding that the bidder did or did not meet the goal or make adequate good faith efforts to do so. A final decision by the Reconsideration Officer that a good faith effort was made shall approve the Utilization Plan submitted by the bidder and shall clear the contract for award. A final decision that a good faith effort was not made shall render the bid not responsive.

CONTRACT COMPLIANCE. Compliance with this Special Provision is an essential part of the contract. The Department is prohibited by federal regulations from crediting the participation of a DBE included in the Utilization Plan toward either the contract goal or the Department's overall goal until the amount to be applied toward the goals has been paid to the DBE. The following administrative procedures and remedies govern the compliance by the Contractor with the contractual obligations established by the Utilization Plan. After approval of the Plan and award of the contract, the Utilization Plan and individual DBE Participation Statements become part of the contract. If the Contractor did not succeed in obtaining enough DBE participation to achieve the advertised contract goal, and the Utilization Plan was approved and contract awarded based upon a determination of good faith, the total dollar value of DBE work calculated in the approved Utilization Plan as a percentage of the awarded contract value shall become the amended contract goal.

- (a) No amendment to the Utilization Plan may be made without prior written approval from the Department's Bureau of Small Business Enterprises. All requests for amendment to the Utilization Plan shall be submitted to the Department of Transportation, Bureau of Small Business Enterprises, Contract Compliance Section, 2300 South Dirksen Parkway, Room 319, Springfield, Illinois 62764. Telephone number (217) 785-4611. Telefax number (217) 785-1524.
- (b) All work indicated for performance by an approved DBE shall be performed, managed, and supervised by the DBE executing the Participation Statement. The Contractor shall not terminate for convenience a DBE listed in the Utilization Plan and then perform the work of the terminated DBE with its own forces, those of an affiliate or those of another subcontractor, whether DBE or not, without first obtaining the written consent of the Bureau of Small Business Enterprises to amend the Utilization Plan. If a DBE listed in the Utilization Plan is terminated for reasons other than convenience, or fails to complete its work on the contract for any reason, the Contractor shall make good faith efforts to find another DBE to substitute for the terminated DBE. The good faith efforts shall be directed at finding another DBE to perform at least the same amount of work under the contract as the DBE that was terminated, but only to the extent needed to meet the contract goal or the amended contract goal. The Contractor shall notify the Bureau of Small Business Enterprises of any termination for reasons other than convenience, and shall obtain approval for inclusion of the substitute DBE in the Utilization Plan. If good faith efforts following a termination of a DBE for cause are not successful, the Contractor shall contact the Bureau of Small Business Enterprises and provide a full accounting of the efforts undertaken to obtain substitute DBE participation. The Bureau of Small Business Enterprises will evaluate the good faith efforts in light of all circumstances surrounding the performance status of the contract, and determine whether the contract goal should be amended.

- (c) The Contractor shall maintain a record of payments for work performed to the DBE participants. The records shall be made available to the Department for inspection upon request. After the performance of the final item of work or delivery of material by a DBE and final payment therefore to the DBE by the Contractor, but not later than thirty calendar days after payment has been made by the Department to the Contractor for such work or material, the Contractor shall submit a DBE Payment Agreement on Department form SBE 2115 to the Regional Engineer. If full and final payment has not been made to the DBE, the DBE Payment Agreement shall indicate whether a disagreement as to the payment required exists between the Contractor and the DBE or if the Contractor believes that the work has not been satisfactorily completed. If the Contractor does not have the full amount of work indicated in the Utilization Plan performed by the DBE companies indicated in the Plan, the Department will deduct from contract payments to the Contractor the amount of the goal not achieved as liquidated and ascertained damages.
- (d) The Department reserves the right to withhold payment to the Contractor to enforce the provisions of this Special Provision. Final payment shall not be made on the contract until such time as the Contractor submits sufficient documentation demonstrating achievement of the goal in accordance with this Special Provision or after liquidated damages have been determined and collected.
- (e) Notwithstanding any other provision of the contract, including but not limited to Article 109.09 of the Standard Specifications, the Contractor may request administrative reconsideration of a decision to deduct the amount of the goal not achieved as liquidated damages. A request to reconsider shall be delivered to the Contract Compliance Section and shall be handled and considered in the same manner as set forth in paragraph (c) of "Good Faith Effort Procedures" of this Special Provision, except a final decision that a good faith effort was not made during contract performance to achieve the goal agreed to in the Utilization Plan shall be the final administrative decision of the Department.

ENGINEER'S FIELD OFFICE TYPE A (BDE)

Effective: April 1, 2007

Revised: August 1, 2008

Revise Article 670.02 of the Standard Specifications to read:

"670.02 Engineer's Field Office Type A. Type A field offices shall have a minimum ceiling height of 7 ft (2 m) and a minimum floor space 450 sq ft (42 sq m). The office shall be provided with sufficient heat, natural and artificial light, and air conditioning.

The office shall have an electronic security system that will respond to any breach of exterior doors and windows. Doors and windows shall be equipped with locks. Doors shall also be equipped with dead bolt locks or other secondary locking device.

Windows shall be equipped with exterior screens to allow adequate ventilation. All windows shall be equipped with interior shades, curtains, or blinds. Adequate all-weather parking space shall be available to accommodate a minimum of ten vehicles.

Suitable on-site sanitary facilities meeting Federal, State, and local health department requirements shall be provided, maintained clean and in good working condition, and shall be stocked with lavatory and sanitary supplies at all times.

Sanitary facilities shall include hot and cold potable running water, lavatory and toilet as an integral part of the office where available. Solid waste disposal consisting of two waste baskets and an outside trash container of sufficient size to accommodate a weekly provided pick-up service.

In addition, the following furniture and equipment shall be furnished.

- (a) Four desks with minimum working surface 42 x 30 in. (1.1 m x 750 mm) each and five non-folding chairs with upholstered seats and backs.
- (b) One desk with minimum working surface 48 x 72 in. (1.2 x 1.8 m) with height adjustment of 23 to 30 in. (585 to 750 mm).
- (c) One four-post drafting table with minimum top size of 37 1/2 x 48 in. (950 mm x 1.2 m). The top shall be basswood or equivalent and capable of being tilted through an angle of 50 degrees. An adjustable height drafting stool with upholstered seat and back shall also be provided.
- (d) Two free standing four drawer legal size file cabinet with lock and an underwriters' laboratories insulated file device 350 degrees one hour rating.
- (e) One 6 ft (1.8 m) folding table with six folding chairs.
- (f) One equipment cabinet of minimum inside dimension of 44 in. (1100 mm) high x 24 in. (600 mm) wide x 30 in. (750 mm) deep with lock. The walls shall be of steel with a 3/32 in. (2 mm) minimum thickness with concealed hinges and enclosed lock constructed in such a manner as to prevent entry by force. The cabinet assembly shall be permanently attached to a structural element of the field office in a manner to prevent theft of the entire cabinet.
- (g) One refrigerator with a minimum size of 16 cu ft (0.45 cu m) with a freezer unit.
- (h) One electric desk type tape printing calculator.
- (i) A minimum of two communication paths. The configuration shall include:
 - (1) Internet Connection. An internet service connection using telephone DSL, cable broadband, or CDMA wireless technology. Additionally, an 802.11g/N wireless router shall be provided, which will allow connection by the Engineer and up to four Department staff.
 - (2) Telephone Lines. Three separate telephone lines.

- (j) One plain paper copy machine capable of reproducing prints up to 11 x 17 in. (280 x 432 mm) with an automatic feed tray capable of storing 30 sheets of paper. Letter size and 11 x 17 in. (280 x 432 mm) paper shall be provided.
- (k) One plain paper fax machine with paper.
- (l) Two telephones, with touch tone, where available, and a digital telephone answering machine, for exclusive use by the Engineer.
- (m) One electric water cooler dispenser.
- (n) One first-aid cabinet fully equipped.
- (o) One microwave oven, 1 cu ft (0.03 cu m) minimum capacity.
- (p) One fire-proof safe, 0.5 cu ft (0.01 cu m) minimum capacity.
- (q) One electric paper shredder.
- (r) One post mounted rain gauge, located on the project site for each 5 miles (8 km) of project length.”

Revise the first sentence of the first paragraph of Article 670.07 of the Standard Specifications to read:

“The building or buildings fully equipped as specified will be paid for on a monthly basis until the building or buildings are released by the Engineer.”

Revise the last sentence of the first paragraph of Article 670.07 of the Standard Specifications to read:

“This price shall include all utility costs and shall reflect the salvage value of the building or buildings, equipment, and furniture which become the property of the Contractor after release by the Engineer, except that the Department will pay that portion of the monthly long distance telephone bills that, when combined, exceed \$150.”

EQUIPMENT RENTAL RATES (BDE)

Effective: August 2, 2007

Revised: January 2, 2008

Replace the second and third paragraphs of Article 105.07(b)(4)a. of the Standard Specifications with the following:

“Equipment idled which cannot be used on other work, and which is authorized to standby on the project site by the Engineer, will be paid for according to Article 109.04(b)(4).”

Replace Article 109.04(b)(4) of the Standard Specifications with the following:

“(4) Equipment. Equipment used for extra work shall be authorized by the Engineer. The equipment shall be specifically described, be of suitable size and capacity for the work to be performed, and be in good operating condition. For such equipment, the Contractor will be paid as follows.

- a. Contractor Owned Equipment. Contractor owned equipment will be paid for by the hour using the applicable FHWA hourly rate from the “Equipment Watch Rental Rate Blue Book” (Blue Book) in effect when the force account work begins. The FHWA hourly rate is calculated as follows.

$$\text{FHWA hourly rate} = (\text{monthly rate}/176) \times (\text{model year adj.}) \times (\text{Illinois adj.}) + \text{EOC}$$

Where: EOC = Estimated Operating Costs per hour (from the Blue Book)

The time allowed will be the actual time the equipment is operating on the extra work. For the time required to move the equipment to and from the site of the extra work and any authorized idle (standby) time, payment will be made at the following hourly rate: $0.5 \times (\text{FHWA hourly rate} - \text{EOC})$.

All time allowed shall fall within the working hours authorized for the extra work.

The rates above include the cost of fuel, oil, lubrication, supplies, small tools, necessary attachments, repairs, overhaul and maintenance of any kind, depreciation, storage, overhead, profits, insurance, and all incidentals. The rates do not include labor.

The Contractor shall submit to the Engineer sufficient information for each piece of equipment and its attachments to enable the Engineer to determine the proper equipment category. If a rate is not established in the Blue Book for a particular piece of equipment, the Engineer will establish a rate for that piece of equipment that is consistent with its cost and use in the industry.

- b. Rented Equipment. Whenever it is necessary for the Contractor to rent equipment to perform extra work, the rental and transportation costs of the equipment plus five percent for overhead will be paid. In no case shall the rental rates exceed those of established distributors or equipment rental agencies.

All prices shall be agreed to in writing before the equipment is used.”

FLAGGER AT SIDE ROADS AND ENTRANCES (BDE)

Effective: April 1, 2009

Revise the second paragraph of Article 701.13(a) of the Standard Specifications to read:

“The Engineer will determine when a side road or entrance shall be closed to traffic. A flagger will be required at each side road or entrance remaining open to traffic within the operation where two-way traffic is maintained on one lane of pavement. The flagger shall be positioned as shown on the plans or as directed by the Engineer.”

Revise the first and second paragraph of Article 701.20(i) of the Standard Specifications to read:

“Signs, barricades, or other traffic control devices required by the Engineer over and above those specified will be paid for according to Article 109.04. All flaggers required at side roads and entrances remaining open to traffic including those that are shown on the Highway Standards and/or additional barricades required by the Engineer to close side roads and entrances will be paid for according to Article 109.04.”

HMA - HAULING ON PARTIALLY COMPLETED FULL-DEPTH PAVEMENT (BDE)

Effective: January 1, 2008

Revise Article 407.08 of the Standard Specifications to read:

“407.08 Hauling on the Partially Completed Full-Depth Pavement. Legally loaded trucks will be permitted on the partially completed full-depth HMA pavement only to deliver HMA mixture to the paver, provided the last lift has cooled a minimum of 12 hours. Hauling shall be limited to the distances shown in the following tables. The pavement surface temperature shall be measured using an infrared gun. The use of water to cool the pavement to permit hauling will not be allowed. The Contractor’s traffic pattern shall minimize hauling on the partially completed pavement and shall vary across the width of the pavement such that “tracking” of vehicles, one directly behind the other, does not occur.

MAXIMUM HAULING DISTANCE FOR PAVEMENT SURFACE TEMPERATURE BELOW 105 °F (40 °C)				
Total In-Place Thickness Being Hauled On, in. (mm)	Thickness of Lift Being Placed			
	3 in. (75 mm) or less		More than 3 in. (75 mm)	
	Modified Soil Subgrade	Granular Subbase	Modified Soil Subgrade	Granular Subbase
3.0 to 4.0 (75 to 100)	0.75 miles (1200 m)	1.0 mile (1600 m)	0.50 miles (800 m)	0.75 miles (1200 m)
4.1 to 5.0 (101 to 125)	1.0 mile (1600 m)	1.5 miles (2400 m)	0.75 miles (1200 m)	1.0 mile (1600 m)
5.1 to 6.0 (126 to 150)	2.0 miles (3200 m)	2.5 miles (4000 m)	1.5 miles (2400 m)	2.0 miles (3200 m)
6.1 to 8.0 (151 to 200)	2.5 miles (4000 m)	3.0 miles (4800 m)	2.0 miles (3200 m)	2.5 miles (4000 m)
Over 8.0 (200)	No Restrictions			

MAXIMUM HAULING DISTANCE FOR PAVEMENT SURFACE TEMPERATURE OF 105 °F (40 °C) AND ABOVE				
Total In-Place Thickness Being Hauled On, in. (mm)	Thickness of Lift Being Placed			
	3 in. (75 mm) or less		More than 3 in. (75 mm)	
	Modified Soil Subgrade	Granular Subbase	Modified Soil Subgrade	Granular Subbase
3.0 to 4.0 (75 to 100)	0.50 miles (800 m)	0.75 miles (1200 m)	0.25 miles (400 m)	0.50 miles (800 m)
4.1 to 5.0 (101 to 125)	0.75 miles (1200 m)	1.0 mile (1600 m)	0.50 miles (800 m)	0.75 miles (1200 m)
5.1 to 6.0 (126 to 150)	1.0 mile (1600 m)	1.5 miles (2400 m)	0.75 miles (1200 m)	1.0 mile (1600 m)
6.1 to 8.0 (151 to 200)	2.0 miles (3200 m)	2.5 miles (4000 m)	1.5 miles (2400 m)	2.0 miles (3200 m)
Over 8.0 (200)	No Restrictions			

Permissive hauling on the partially completed pavement shall not relieve the Contractor of his/her responsibility for damage to the pavement. Any portion of the full-depth HMA pavement that is damaged by hauling shall be removed and replaced, or otherwise repaired to the satisfaction of the Engineer.

Crossovers used to transfer haul trucks from one roadway to the other shall be at least 1000 ft (300 m) apart and shall be constructed of material that will prevent tracking of dust or mud on the completed HMA lifts. The Contractor shall construct, maintain, and remove all crossovers.”

HOT-MIX ASPHALT - FIELD VOIDS IN THE MINERAL AGGREGATE (BDE)

Effective: April 1, 2007

Revised: April 1, 2008

Add the following to the table in Article 1030.05(d)(2)a. of the Standard Specifications:

"Parameter	Frequency of Tests	Frequency of Tests	Test Method See Manual of Test Procedures for Materials
	High ESAL Mixture Low ESAL Mixture	All Other Mixtures	
VMA	Day's production ≥ 1200 tons: 1 per half day of production	N/A	Illinois-Modified AASHTO R 35
Note 5.	Day's production < 1200 tons: 1 per half day of production for first 2 days and 1 per day thereafter (first sample of the day)		

Note 5. The G_{sb} used in the voids in the mineral aggregate (VMA) calculation shall be the same average G_{sb} value listed in the mix design.”

Add the following to the Control Limits table in Article 1030.05(d)(4) of the Standard Specifications:

"CONTROL LIMITS			
Parameter	High ESAL Low ESAL	High ESAL Low ESAL	All Other
	Individual Test	Moving Avg. of 4	Individual Test
VMA	-0.7 % ^{2/}	-0.5 % ^{2/}	N/A

2/ Allowable limit below minimum design VMA requirement"

Add the following to the table in Article 1030.05(d)(5) of the Standard Specifications:

"CONTROL CHART REQUIREMENTS	High ESAL Low ESAL	All Other
	VMA"	

Revise the heading of Article 1030.05(d)(6)a.1. of the Standard Specifications to read:

"1. Voids, VMA, and Asphalt Binder Content."

Revise the first sentence of the first paragraph of Article 1030.05(d)(6)a.1.(a.) of the Standard Specifications to read:

"If the retest for voids, VMA, or asphalt binder content exceeds control limits, HMA production shall cease and immediate corrective action shall be instituted by the Contractor."

Revise the table in Article 1030.05(e) of the Standard Specifications to read:

"Test Parameter	Acceptable Limits of Precision
% Passing: ^{1/}	
1/2 in. (12.5 mm)	5.0 %
No. 4 (4.75 mm)	5.0 %
No. 8 (2.36 mm)	3.0 %
No. 30 (600 μm)	2.0 %
Total Dust Content No. 200 (75 μm) ^{1/}	2.2 %
Asphalt Binder Content	0.3 %
Maximum Specific Gravity of Mixture	0.026
Bulk Specific Gravity	0.030
VMA	1.4 %
Density (% Compaction)	1.0 % (Correlated)

1/ Based on washed ignition."

HOT-MIX ASPHALT – PLANT TEST FREQUENCY (BDE)

Effective: April 1, 2008

Revise the table in Article 1030.05(d)(2)a. of the Standard Specifications to read:

"Parameter	Frequency of Tests	Frequency of Tests	Test Method See Manual of Test Procedures for Materials
	High ESAL Mixture Low ESAL Mixture	All Other Mixtures	
Aggregate Gradation Hot bins for batch and continuous plants. Individual cold-feed or combined belt-feed for drier drum plants. % passing sieves: 1/2 in. (12.5 mm), No. 4 (4.75 mm), No. 8 (2.36 mm), No. 30 (600 μm) No. 200 (75 μm) Note 1.	1 dry gradation per day of production (either morning or afternoon sample). and 1 washed ignition oven test on the mix per day of production (conduct in the afternoon if dry gradation is conducted in the morning or vice versa). Note 3. Note 4.	1 gradation per day of production. The first day of production shall be a washed ignition oven test on the mix. Thereafter, the testing shall alternate between dry gradation and washed ignition oven test on the mix. Note 4.	Illinois Procedure
Asphalt Binder Content by Ignition Oven Note 2.	1 per half day of production	1 per day	Illinois-Modified AASHTO T 308
Air Voids Bulk Specific Gravity of Gyratory Sample	Day's production ≥ 1200 tons: 1 per half day of production Day's production < 1200 tons: 1 per half day of production for first 2 days and 1 per day thereafter (first sample of the day)	1 per day	Illinois-Modified AASHTO T 312

Maximum Specific Gravity of Mixture	Day's production \geq 1200 tons: 1 per half day of production	1 per day	Illinois-Modified AASHTO T 209"
	Day's production < 1200 tons: 1 per half day of production for first 2 days and 1 per day thereafter (first sample of the day)		

HOT-MIX ASPHALT – TRANSPORTATION (BDE)

Effective: April 1, 2008

Revise Article 1030.08 of the Standard Specifications to read:

“1030.08 Transportation. Vehicles used in transporting HMA shall have clean and tight beds. The beds shall be sprayed with asphalt release agents from the Department’s approved list. In lieu of a release agent, the Contractor may use a light spray of water with a light scatter of manufactured sand (FA 20 or FA 21) evenly distributed over the bed of the vehicle. After spraying, the bed of the vehicle shall be in a completely raised position and it shall remain in this position until all excess asphalt release agent or water has been drained.

When the air temperature is below 60 °F (15 °C), the bed, including the end, endgate, sides and bottom shall be insulated with fiberboard, plywood or other approved insulating material and shall have a thickness of not less than 3/4 in (20 mm). When the insulation is placed inside the bed, the insulation shall be covered with sheet steel approved by the Engineer. Each vehicle shall be equipped with a cover of canvas or other suitable material meeting the approval of the Engineer which shall be used if any one of the following conditions is present.

- (a) Ambient air temperature is below 60 °F (15 °C).
- (b) The weather is inclement.
- (c) The temperature of the HMA immediately behind the paver screed is below 250 °F (120 °C).

The cover shall extend down over the sides and ends of the bed for a distance of approximately 12 in. (300 mm) and shall be fastened securely. The covering shall be rolled back before the load is dumped into the finishing machine.”

HOT-MIX ASPHALT MIXTURE IL-4.75 (BDE)

Effective: November 1, 2004

Revised: January 1, 2008

Description. This work shall consist of constructing hot-mix asphalt (HMA) surface course or leveling binder with an IL-4.75 mixture. Work shall be according to Sections 406 and 1030 of the Standard Specifications, except as modified herein.

Materials.

Revise the first paragraph of Article 1003.03(c) of the Standard Specifications to read:

“(c) Gradation. The fine aggregate gradation for High ESAL, Low ESAL, and All Other HMA shall be FA 1, FA 2, FA 20, or FA 21; except FA 21 will not be permitted for mixture IL-4.75.”

Revise the third sentence of Note 2 of Article 1030.02 of the Standard Specifications to read:

“The maximum percentage of RAP in any mixtures containing a polymer modified asphalt binder shall be ten percent.”

Revise the second sentence of Note 3 of Article 1030.02 of the Standard Specifications to read:

“For mixtures with an $N_{design} \geq 90$ and for mixture IL-4.75, at least 50 percent of the required fine aggregate fraction shall consist of either stone sand, slag sand, or steel slag meeting the FA/FM 20 gradation.”

Add the following note after Table 1 and after Table 2 of Article 1032.05(b) of the Standard Specifications:

“Note. When SBS/SBR PG76-22 or SBS/SBR PG76-28 are specified for mixture IL-4.75, the elastic recovery shall be a minimum of 80.”

Equipment.

Add the following paragraph after the second paragraph of Article 1102.01(a)(6) of the Standard Specifications:

“IL-4.75 mixtures which contain aggregate having absorptions greater than or equal to 2.5 percent, or which contain steel slag sand, shall have a minimum silo storage plus haul time of 1.5 hours.”

Add the following to Article 1102.01(a) of the Standard Specifications:

- “(13) For mixture IL-4.75, mineral filler and collected dust (baghouse) shall be proportioned according to the following.
- a. Mineral filler shall not be stored in the same silo as collected dust (baghouse).
 - b. Additional minus 200 material needed to meet the JMF may be entirely manufactured mineral filler.
 - c. Collected dust (baghouse) may be used in lieu of manufactured mineral filler according to the following.

1. Sufficient collected dust (baghouse) is available for production of the IL-4.75 mixture for the entire project.
 2. A mix design was prepared based on collected dust (baghouse).
- d. A combination of collected dust (baghouse) and manufactured mineral filler may be used according to the following.
1. The amount (proportion) of each shall be established and not varied.
 2. A mix design was prepared based on the established proportions."

Mixture Design.

Add the following to the list of Illinois Modified AASHTO references in Article 1030.04 of the Standard Specifications:

“AASHTO T 305 Standard Method of Test for Determination of Draindown Characteristics in Uncompacted Asphalt Mixtures”

Add the following to Article 1030.04(a) of the Standard Specifications:

“(4) IL-4.75 Mixture. The Job Mix Formula (JMF) shall fall within the following limits.

IL-4.75, MIXTURE COMPOSITION	
Sieve	Percent Passing
1/2 in. (12.5 mm)	100
3/8 in. (9.5 mm)	100
No. 4 (4.75 mm)	90-100
No. 8 (2.36 mm)	70-90
No. 16 (1.18 mm)	50-65
No. 30 (600 μm)	35-55
No. 50 (300 μm)	15-30
No. 100 (150 μm)	10-18
No. 200 (75 μm)	7-9
AB Content	7% to 9%”

Add the following to Article 1030.04(b) of the Standard Specifications:

“(4) IL-4.75 Mixture.

VOLUMETRIC REQUIREMENTS IL-4.75	
Volumetric Parameter	Requirement
Design Air Voids	4.0 % at Ndesign 50
Voids in the Mineral Aggregate (VMA)	18.5 % minimum
Voids Filled with Asphalt (VFA)	78-88 %
Maximum Dust/AC Ratio	1.0
Maximum Draindown	0.3%”

Control Limits.

Add the following to the tables in Article 1030.05(d)(4) of the Standard Specifications:

“CONTROL LIMITS		
Parameter	IL-4.75 Individual Test	IL-4.75 Moving Ave. of 4
% Passing: ^{1/}		
1/2 in. (12.5 mm)		
No. 4 (4.75 mm)		
No. 8 (2.36 mm)		
No. 16 (1.18 mm)	± 4 %	± 3 %
No. 30 (600 µm)		
Total Dust Content No. 200 (75 µm)	± 1.5 %	± 1.0 %
Asphalt Binder Content	± 0.3 %	± 0.2 %
Voids	± 1.2 %	± 1.0 %

DENSITY CONTROL LIMITS		
Mixture Composition	Parameter	Individual Test
IL-4.75	Ndesign = 50	93.0% - 97.4% ^{2/}

2/ Density shall be determined by cores or by correlated, approved thin lift nuclear gauge.”

CONSTRUCTION REQUIREMENTS

Leveling.

Revise the table and the second paragraph of Article 406.05(c) of the Standard Specifications to read:

"Leveling Binder"	
Nominal, Compacted, Leveling Binder Thickness, in. (mm)	Mixture Composition
≤ 1 1/4 (32)	IL-4.75, IL-9.5, or IL-9.5L
> 1 1/4 to 2 (32 to 50)	IL-9.5, IL-12.5, or IL-9.5L

The density requirements of Article 406.07(c) shall apply for leveling binder, machine method, when the nominal compacted thickness is: 3/4 in. (19 mm) or greater for IL-4.75 mixtures; 1 1/4 in. (32 mm) or greater for IL-9.5 and IL-9.5L mixtures; and 1 1/2 in. (38 mm) or greater for IL-12.5 mixtures."

Placing.

Revise Article 406.06(b) of the Standard Specifications to read:

"(b) Placement Conditions. Placement of HMA shall be under the following conditions.

(1) General Conditions. HMA shall be placed on a clean, dry base and when weather conditions are suitable. The leveling binder and binder courses shall be placed only when the temperature in the shade is at least 40 °F (5 °C) and the forecast is for rising temperatures. The surface course shall be placed only when the air temperature in the shade is at least 45 °F (8 °C) and the forecast is for rising temperatures.

The HMA shall be delivered at a temperature of 250 to 350 °F (120 to 175 °C).

Intermingling of different mixture compositions at any one paver will not be permitted.

(2) Special Conditions for mixture IL-4.75.

- a. The surface shall be dry for at least 24 hours, and clean, prior to placement of the mixture.
- b. Work shall not begin when local conditions indicate rain is imminent.
- c. The mixture shall be placed only when the temperature in the shade is at least 50 °F (10 °C) and the forecast is for rising temperatures.

- d. The mixture temperature shall be 310 to 350 °F (155 to 175 °C) and shall be measured in the truck just prior to placement.
- e. When used as leveling binder, the mixture shall be overlaid within five days of being placed.”

Add the following paragraph to the end of Article 406.06(d) of the Standard Specifications:

“The minimum and maximum compacted lift thickness for mixture IL-4.75 shall be 3/4 in. (19 mm) and 1 1/4 in. (32 mm) respectively.”

Compaction.

Revise Table 1 of Article 406.07 of the Standard Specifications to read:

"TABLE 1 - MINIMUM ROLLER REQUIREMENTS FOR HMA				
	Breakdown Roller (one of the following)	Intermediate Roller	Final Roller (one or more of the following)	Density Requirement
Level Binder: (When the density requirements of Article 406.05(c) do not apply.)	P ^{3/}	--	V _S , P, T _B , T _F , 3W	To the satisfaction of the Engineer.
Binder and Surface ^{1/} Level Binder ^{1/} : (When the density requirements of Article 406.05(c) apply.)	V _D , P, T _B , 3W	P ^{3/}	V _S , T _B , T _F	As specified in Articles: 1030.05(d)(3), (d)(4), and (d)(7).
Bridge Decks ^{2/}	T _B	--	T _F	As specified in Articles: 582.05 and 582.06.

- 1/ If the average delivery at the job site is 85 ton/hr (75 metric ton/hr) or less, any roller combination may be used provided it includes a steel wheeled roller and the required density and smoothness is obtained.
- 2/ One T_B roller may be used for both breakdown and final rolling on bridge decks 300 ft (90 m) or less in length, except when the air temperature is less than 60 °F (15 °C).
- 3/ A V_D roller may be used in lieu of the P roller on mixtures containing polymer modified asphalt binder.
- 4/ For mixture IL-4.75, a minimum of two T_B rollers and one T_F roller shall be provided. P and V rollers will not be permitted.”

Basis of Payment.

Add the following paragraph after the third paragraph of Article 406.14 of the Standard Specifications:

“Mixture IL-4.75 will be paid for at the contract unit price per ton (metric ton) for POLYMERIZED LEVELING BINDER (MACHINE METHOD), IL-4.75, N50; and POLYMERIZED HOT-MIX ASPHALT SURFACE COURSE, IL-4.75, N50.”

LIQUIDATED DAMAGES (BDE)

Effective: April 1, 2009

Revise the table in Article 108.09 of the Standard Specifications to read:

"Schedule of Deductions for Each Day of Overrun in Contract Time			
Original Contract Amount		Daily Charges	
From More Than	To and Including	Calendar Day	Work Day
\$ 0	\$ 100,000	\$ 375	\$ 500
100,000	500,000	625	875
500,000	1,000,000	1,025	1,425
1,000,000	3,000,000	1,125	1,550
3,000,000	5,000,000	1,425	1,950
5,000,000	10,000,000	1,700	2,350
10,000,000	And over	3,325	4,650"

MAST ARM ASSEMBLY AND POLE (BDE)

Effective: January 1, 2008

Revised: January 1, 2009

Revise Article 1077.03 of the Standard Specifications to read:

"1077.03 Mast Arm Assembly and Pole. Mast arm assembly and pole shall be as follows.

(a) Steel Mast Arm Assembly and Pole and Steel Combination Mast Arm Assembly and Pole. The steel mast arm assembly and pole and steel combination mast arm assembly and pole shall consist of a traffic signal mast arm, a luminaire mast arm or davit (for combination pole only), a pole, and a base, together with anchor rods and other appurtenances. The configuration of the mast arm assembly, pole, and base shall be according to the details shown on the plans.

(1) Loading. The mast arm assembly and pole, and combination mast arm assembly and pole shall be designed for the loading shown on the Highway Standards or elsewhere on the plans, whichever is greater. The design shall be according to AASHTO "Standard Specification for Structural Supports for Highway Signs, Luminaries and Traffic Signals" 1994 Edition for 80 mph (130 km/hr) wind velocity. However, the arm-to-pole connection for tapered signal and luminaire arms shall be according to the "ring plate" detail as shown in Figure 11-1(f) of the 2002 Interim, to the AASHTO "Standard Specification for Structural Supports for Highway Signs, Luminaries and Traffic Signals" 2001 4th Edition.

(2) Structural Steel Grade. The mast arm and pole shall be fabricated according to ASTM A 595, Grade A or B, ASTM A 572 Grade 55, or ASTM A 1011 Grade 55 HSLAS Class 2. The base and flange plates shall be of structural steel according to

AASHTO M 270 Grade 50 (M 270M Grade 345). Luminaire arms and trussed arms 15 ft (4.5 m) or less shall be fabricated from one steel pipe or tube size according to ASTM A 53 Grade B or ASTM A 500 Grade B or C. All mast arm assemblies, poles, and bases shall be galvanized according to AASHTO M 111.

- (3) Fabrication. The design and fabrication of the mast arm assembly, pole, and base shall be according to the requirements of the Standard Specifications for Structural Supports for Highway Signs, Luminaires, and Traffic Signals published by AASHTO. The mast arm and pole may be of single length or sectional design. If section design is used, the overlap shall be at least 150 percent of the maximum diameter of the overlapping section and shall be assembled in the factory.

The manufacturer will be allowed to slot the base plate in which other bolt circles may fit, providing that these slots do not offset the integrity of the pole. Circumferential welds of tapered arms and poles to base plates shall be full penetration welds.

- (4) Shop Drawing Approval. The Contractor shall submit detailed drawings showing design materials, thickness of sections, weld sizes, and anchor rods to the Engineer for approval prior to fabrication. These drawings shall be at least 11 x 17 in. (275 x 425 mm) in size and of adequate quality for microfilming.

- (b) Anchor Rods. The anchor rods shall be ASTM F 1554 Grade 105, coated by the hot-dip galvanizing process according to AASHTO M 232, and shall be threaded a minimum of 7 1/2 in. (185 mm) at one end and have a bend at the other end. The first 10 in. (250 mm) at the threaded end shall be galvanized. Two nuts, one lock washer, and one flat washer shall be furnished with each anchor rod. All nuts and washers shall be galvanized.”

NATIONAL POLLUTANT DISCHARGE ELIMINATION SYSTEM / EROSION AND SEDIMENT CONTROL DEFICIENCY DEDUCTION (BDE)

Effective: April 1, 2007

Revised: November 1, 2008

Revise Article 105.03(a) of the Standard Specifications to read:

- “(a) National Pollutant Discharge Elimination System (NPDES) / Erosion and Sediment Control Deficiency Deduction. When the Engineer is notified or determines an erosion and/or sediment control deficiency(s) exists, or the Contractor’s activities represents a violation of the Department’s NPDES permits, the Engineer will notify and direct the Contractor to correct the deficiency within a specified time. The specified time, which begins upon notification to the Contractor, will be from 1/2 hour to 1 week based on the urgency of the situation and the nature of the work effort required. The Engineer will be the sole judge.

A deficiency may be any lack of repair, maintenance, or implementation of erosion and/or sediment control devices included in the contract, or any failure to comply with the conditions of the Department’s NPDES permits. A deficiency may also be applied to

situations where corrective action is not an option such as the failure to participate in a jobsite inspection of the project, failure to install required measures prior to initiating earth moving operations, disregard of concrete washout requirements, or other disregard of the NPDES permit.

If the Contractor fails to correct a deficiency within the specified time, a daily monetary deduction will be imposed for each calendar day or fraction thereof the deficiency exists. The calendar day(s) will begin with notification to the Contractor and end with the Engineer's acceptance of the correction. The daily monetary deduction will be either \$1000.00 or 0.05 percent of the awarded contract value, whichever is greater. For those deficiencies where corrective action was not an option, the monetary deduction will be immediate and will be valued at one calendar day."

NOTCHED WEDGE LONGITUDINAL JOINT (BDE)

Effective: July 1, 2004

Revised: January 1, 2007

Description. This work shall consist of constructing a notched wedge longitudinal joint between successive passes of hot-mix asphalt (HMA) binder course that is placed in 2 1/4 in. (57 mm) or greater lifts on pavement that is open to traffic.

The notched wedge longitudinal joint shall consist of a 1 to 1 1/2 in. (25 to 38 mm) vertical notch at the centerline or lane line, a 9 to 12 in. (230 to 300 mm) uniform taper extending into the open lane, and a second 1 to 1 1/2 in. (25 to 38 mm) vertical notch (see Figure 1).

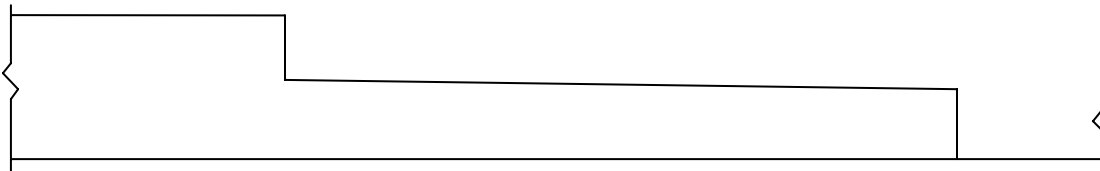


Figure 1

Equipment. Equipment shall meet the following requirements:

- a) Strike Off Device. The strike off device shall produce the notches and wedge of the joint and shall be adjustable. The device shall be attached to the paver and shall not restrict operation of the main screed.
- b) Wedge Roller. The wedge roller shall have a minimum diameter of 12 in. (300 mm), a minimum weight of 50 lb/in. (9 N/mm) of width, and a width equal to the wedge. The roller shall be attached to the paver.

CONSTRUCTION REQUIREMENTS

Joint Construction. The notched wedge longitudinal joint shall be formed by the strike off device on the paver. The wedge shall then be compacted by the joint roller.

Compaction. Initial compaction of the wedge shall be as close to final density as possible. Final density requirements of the entire binder mat, including the wedge, shall remain unchanged.

Prime Coat. Immediately prior to placing the adjacent lift of binder, the bituminous material specified for the mainline prime coat shall be applied to the entire face of the notched wedge longitudinal joint. The material shall be uniformly applied at a rate of 0.05 to 0.1 gal/sq yd (0.2 to 0.5 L/sq m).

Method of Measurement. The notched wedge longitudinal joint will not be measured for payment.

The prime coat will be measured for payment according to Article 406.13 of the Standard Specifications.

Basis of Payment. The work of constructing the notched wedge longitudinal joint will not be paid for separately but shall be considered as included in the cost of the HMA binder course being constructed.

The prime coat will be paid for according to Article 406.14 of the Standard Specifications.

PAVEMENT MARKING REMOVAL (BDE)

Effective: April 1, 2009

Add the following to the end of the first paragraph of Article 783.03(a) of the Standard Specifications:

“The use of grinders will not be allowed on new surface courses.”

PAYMENTS TO SUBCONTRACTORS (BDE)

Effective: June 1, 2000

Revised: January 1, 2006

Federal regulations found at 49 CFR §26.29 mandate the Department to establish a contract clause to require Contractors to pay subcontractors for satisfactory performance of their subcontracts and to set the time for such payments.

State law also addresses the timing of payments to be made to subcontractors and material suppliers. Section 7 of the Prompt Payment Act, 30 ILCS 540/7, requires that when a Contractor receives any payment from the Department, the Contractor shall make corresponding, proportional payments to each subcontractor and material supplier performing work or supplying material within 15 calendar days after receipt of the Department payment. Section 7 of the Act further provides that interest in the amount of two percent per month, in addition to the payment due, shall be paid to any subcontractor or material supplier by the Contractor if the payment required by the Act is withheld or delayed without reasonable cause. The Act also provides that the time for payment required and the calculation of any interest due applies to transactions between subcontractors and lower-tier subcontractors and material suppliers throughout the contracting chain.

This Special Provision establishes the required federal contract clause, and adopts the 15 calendar day requirement of the State Prompt Payment Act for purposes of compliance with the federal regulation regarding payments to subcontractors. This contract is subject to the following payment obligations.

When progress payments are made to the Contractor according to Article 109.07 of the Standard Specifications, the Contractor shall make a corresponding payment to each subcontractor and material supplier in proportion to the work satisfactorily completed by each subcontractor and for the material supplied to perform any work of the contract. The proportionate amount of partial payment due to each subcontractor and material supplier throughout the contracting chain shall be determined by the quantities measured or otherwise determined as eligible for payment by the Department and included in the progress payment to the Contractor. Subcontractors and material suppliers shall be paid by the Contractor within 15 calendar days after the receipt of payment from the Department. The Contractor shall not hold retainage from the subcontractors. These obligations shall also apply to any payments made by subcontractors and material suppliers to their subcontractors and material suppliers; and to all payments made to lower tier subcontractors and material suppliers throughout the contracting chain. Any payment or portion of a payment subject to this provision may only be withheld from the subcontractor or material supplier to whom it is due for reasonable cause.

This Special Provision does not create any rights in favor of any subcontractor or material supplier against the State or authorize any cause of action against the State on account of any payment, nonpayment, delayed payment, or interest claimed by application of the State Prompt Payment Act. The Department will not approve any delay or postponement of the 15 day requirement except for reasonable cause shown after notice and hearing pursuant to Section 7(b) of the State Prompt Payment Act. State law creates other and additional remedies available to any subcontractor or material supplier, regardless of tier, who has not been paid for work properly performed or material furnished. These remedies are a lien against public funds set forth in Section 23(c) of the Mechanics Lien Act, 770 ILCS 60/23(c), and a recovery on the Contractor's payment bond according to the Public Construction Bond Act, 30 ILCS 550.

PAYROLLS AND PAYROLL RECORDS (BDE)

Effective: March 1, 2009

Revised: July 1, 2009

FEDERAL AID CONTRACTS. Revise the following section of Check Sheet #1 of the Recurring Special Provisions to read:

"STATEMENTS AND PAYROLLS

The payroll records shall include each worker's name, address, telephone number, social security number, classification, rate of pay, number of hours worked each day, starting and ending times of work each day, total hours worked each week, itemized deductions made, and actual wages paid.

The Contractor and each subcontractor shall submit payroll records to the Engineer each week from the start to the completion of their respective work, except that full social security numbers and home addresses shall not be included on weekly transmittals. Instead the payrolls

shall include an identification number for each employee (e.g., the last four digits of the employee's social security number.). In addition, starting and ending times of work each day may be omitted from the payroll records submitted to the Engineer. The submittals shall be on the Department's form SBE 48, or an approved facsimile. When there has been no activity during a work week, a payroll record shall still be submitted with the appropriate box ("No Work", "Suspended", or "Complete") checked on the form."

STATE CONTRACTS. Revise Section IV of Check Sheet #5 of the Recurring Special Provisions to read:

"IV. COMPLIANCE WITH THE PREVAILING WAGE ACT

1. Prevailing Wages. All wages paid by the Contractor and each subcontractor shall be in compliance with The Prevailing Wage Act (820 ILCS 130), as amended, except where a prevailing wage violates a federal law, order, or ruling, the rate conforming to the federal law, order, or ruling shall govern. The Contractor shall be responsible to notify each subcontractor of the wage rates set forth in this contract and any revisions thereto. If the Department of Labor revises the wage rates, the Contractor will not be allowed additional compensation on account of said revisions.
2. Payroll Records. The Contractor and each subcontractor shall make and keep, for a period of three years from the date of completion of this contract, records of the wages paid to his/her workers. The payroll records shall include each worker's name, address, telephone number, social security number, classification, rate of pay, number of hours worked each day, starting and ending times of work each day, total hours worked each week, itemized deductions made, and actual wages paid. Upon two business days' notice, these records shall be available, at all reasonable hours at a location within the State, for inspection by the Department or the Department of Labor.
3. Submission of Payroll Records. The Contractor and each subcontractor shall submit payroll records to the Engineer each week from the start to the completion of their respective work, except that full social security numbers and home addresses shall not be included on weekly transmittals. Instead the payrolls shall include an identification number for each employee (e.g., the last four digits of the employee's social security number). In addition, starting and ending times of work each day may be omitted from the payroll records submitted to the Engineer. The submittals shall be on the Department's form SBE 48, or an approved facsimile. When there has been no activity during a work week, a payroll record shall still be submitted with the appropriate box ("No Work", "Suspended", or "Complete") checked on the form.

Each submittal shall be accompanied by a statement signed by the Contractor or subcontractor which avers that: (i) such records are true and accurate; (ii) the hourly rate paid to each worker is not less than the general prevailing rate of hourly wages required by the Act; and (iii) the Contractor or subcontractor is aware that filing a payroll record that he/she knows to be false is a Class B misdemeanor.

4. Employee Interviews. The Contractor and each subcontractor shall permit his/her employees to be interviewed on the job, during working hours, by compliance investigators of the Department or the Department of Labor."

PERSONAL PROTECTIVE EQUIPMENT (BDE)

Effective: November 1, 2008

Revise the first sentence of Article 701.12 of the Standard Specifications to read:

“All personnel on foot, excluding flaggers, within the highway right-of-way shall wear a fluorescent orange, fluorescent yellow/green, or a combination of fluorescent orange and fluorescent yellow/green vest meeting the requirements of ANSI/ISEA 107-2004 for Conspicuity Class 2 garments.”

PRECAST CONCRETE HANDLING HOLES (BDE)

Effective: January 1, 2007

Add the following to Article 540.02 of the Standard Specifications:

“(g) Handling Hole Plugs 1042.16”

Add the following paragraph after the sixth paragraph of Article 540.06 of the Standard Specifications:

“Handling holes shall be filled with a precast concrete plug and sealed with mastic or mortar, or filled with a polyethylene plug. The plug shall not project beyond the inside surface after installation. When metal lifting inserts are used, their sockets shall be filled with mastic or mortar.”

Add the following to Article 542.02 of the Standard Specifications:

“(ee) Handling Hole Plugs 1042.16”

Revise the fifth paragraph of Article 542.04(d) of the Standard Specifications to read:

“Handling holes in concrete pipe shall be filled with a precast concrete plug and sealed with mastic or mortar; or filled with a polyethylene plug. The plug shall not project beyond the inside surface after installation.”

Add the following to Article 550.02 of the Standard Specifications:

“(o) Handling Hole Plugs 1042.16”

Replace the fourth sentence of the fifth paragraph of Article 550.06 of the Standard Specifications with the following:

“Handling holes in concrete pipe shall be filled with a precast concrete plug and sealed with mastic or mortar; or filled with a polyethylene plug. The plug shall not project beyond the inside surface after installation.”

Add the following to Article 602.02 of the Standard Specifications:

“(p) Handling Hole Plugs 1042.16(a)”

Replace the fifth sentence of the first paragraph of Article 602.07 of the Standard Specifications with the following:

“Handling holes shall be filled with a precast concrete plug and sealed with mastic or mortar. The plug shall not project beyond the inside surface after installation. When metal lifting inserts are used, their sockets shall be filled with mastic or mortar.”

Add the following to Section 1042 of the Standard Specifications:

“**1042.16 Handling Hole Plugs.** Plugs for handling holes in precast concrete products shall be as follows.

- (a) Precast Concrete Plug. The precast concrete plug shall have a tapered shape and shall have a minimum compressive strength of 3000 psi (20,700 kPa) at 28 days.
- (b) Polyethylene Plug. The polyethylene plug shall have a “mushroom” shape with a flat round top and a stem with three different size ribs. The plug shall fit snugly and cover the handling hole.

The plug shall be according to the following.

Mechanical Properties	Test Method	Value (min.)
Flexural Modulus	ASTM D 790	3300 psi (22,750 kPa)
Tensile Strength (Break)	ASTM D 638	1600 psi (11,030 kPa)
Tensile Strength (Yield)	ASTM D 638	1200 psi (8270 kPa)

Thermal Properties	Test Method	Value (min.)
Brittle Temperature	ASTM D 746	-49 °F (-45 °C)
Vicat Softening Point	ASTM D 1525	194 °F (90 °C)”

RECLAIMED ASPHALT PAVEMENT (RAP) (BDE)

Effective: January 1, 2007

Revised: April 1, 2009

In Article 1030.02(g), delete the last sentence of the first paragraph in (Note 2).

Revise Section 1031 of the Standard Specifications to read:

“SECTION 1031. RECLAIMED ASPHALT PAVEMENT

1031.01 Description. Reclaimed asphalt pavement (RAP) is reclaimed asphalt pavement resulting from cold milling or crushing of an existing dense graded hot-mix asphalt (HMA) pavement. The Contractor shall supply written documentation that the RAP originated from routes or airfields under federal, state, or local agency jurisdiction.

1031.02 Stockpiles. The Contractor shall construct individual, sealed RAP stockpiles meeting one of the following definitions. No additional RAP shall be added to the pile after the pile has been sealed. Stockpiles shall be sufficiently separated to prevent intermingling at the base. Stockpiles shall be identified by signs indicating the type as listed below (i.e. "Homogeneous Surface").

Prior to milling, the Contractor shall request the District to provide verification of the quality of the RAP to clarify appropriate stockpile.

- (a) Homogeneous. Homogeneous RAP stockpiles shall consist of RAP from Class I, Superpave (High ESAL), HMA (High ESAL), or equivalent mixtures and represent: 1) the same aggregate quality, but shall be at least C quality; 2) the same type of crushed aggregate (either crushed natural aggregate, ACBF slag, or steel slag); 3) similar gradation; and 4) similar asphalt binder content. If approved by the Engineer, combined single pass surface/binder millings may be considered "homogenous" with a quality rating dictated by the lowest coarse aggregate quality present in the mixture.
- (b) Conglomerate. Conglomerate RAP stockpiles shall consist of RAP from Class I, Superpave (High ESAL), HMA (High ESAL), or equivalent mixtures. The coarse aggregate in this RAP shall be crushed aggregate and may represent more than one aggregate type and/or quality but shall be at least C quality. This RAP may have an inconsistent gradation and/or asphalt binder content prior to processing. All conglomerate RAP shall be processed prior to testing by crushing to where all RAP shall pass the 5/8 in. (16 mm) or smaller screen. Conglomerate RAP stockpiles shall not contain steel slag or other expansive material as determined by the Department.
- (c) Conglomerate "D" Quality (DQ). Conglomerate DQ RAP stockpiles shall consist of RAP from Class I, Superpave (High or Low ESAL), HMA (High or Low ESAL), or equivalent mixtures. The coarse aggregate in this RAP may be crushed or round but shall be at least D quality. This RAP may have an inconsistent gradation and/or asphalt binder content. Conglomerate DQ RAP stockpiles shall not contain steel slag or other expansive material as determined by the Department.
- (d) Non-Quality. RAP stockpiles that do not meet the requirements of the stockpile categories listed above shall be classified as "Non-Quality".

RAP containing contaminants, such as earth, brick, sand, concrete, sheet asphalt, bituminous surface treatment (i.e. chip seal), pavement fabric, joint sealants, etc., will be unacceptable unless the contaminants are removed to the satisfaction of the Engineer. Sheet asphalt shall be stockpiled separately.

1031.03 Testing. When used in HMA, the RAP shall be sampled and tested either during or after stockpiling.

For testing during stockpiling, washed extraction samples shall be run at the minimum frequency of one sample per 500 tons (450 metric tons) for the first 2000 tons (1800 metric tons) and one sample per 2000 tons (1800 metric tons) thereafter. A minimum of five tests shall be required for stockpiles less than 4000 tons (3600 metric tons).

For testing after stockpiling, the Contractor shall submit a plan for approval to the District proposing a satisfactory method of sampling and testing the RAP pile either in-situ or by restocking. The sampling plan shall meet the minimum frequency required above and detail the procedure used to obtain representative samples throughout the pile for testing.

Before extraction, each field sample shall be split to obtain two samples of test sample size. One of the two test samples from the final split shall be labeled and stored for Department use. The Contractor shall extract the other test sample according to Department procedure. The Engineer reserves the right to test any sample (split or Department-taken) to verify Contractor test results.

Evaluation of Test Results. All of the extraction results shall be compiled and averaged for asphalt binder content and gradation and, when applicable G_{mm} . Individual extraction test results, when compared to the averages, will be accepted if within the tolerances listed below.

Parameter	Homogeneous / Conglomerate	Conglomerate "D" Quality
1 in. (25 mm)		± 5 %
1/2 in. (12.5 mm)	± 8 %	± 15 %
No. 4 (4.75 mm)	± 6 %	± 13 %
No. 8 (2.36 mm)	± 5 %	
No. 16 (1.18 mm)		± 15 %
No. 30 (600 μm)	± 5 %	
No. 200 (75 μm)	± 2.0 %	± 4.0 %
Asphalt Binder	± 0.4 % ^{1/}	± 0.5 %

1/ The tolerance for fractionated reclaimed asphalt pavement (FRAP) shall be ± 0.3 %.

If more than 20 percent of the individual sieves are out of the gradation tolerances, or if more than 20 percent of the asphalt binder content test results fall outside the appropriate tolerances, the RAP shall not be used in HMA unless the RAP representing the failing tests is removed from the stockpile. All test data and acceptance ranges shall be sent to the District for evaluation.

With the approval of the Engineer, the ignition oven may be substituted for extractions according to the Illinois Test Procedure, "Calibration of the Ignition Oven for the Purpose of Characterizing Reclaimed Asphalt Pavement (RAP)".

1031.04 Quality Designation of Aggregate in RAP. The quality of the RAP shall be set by the lowest quality of coarse aggregate in the RAP stockpile and are designated as follows.

- (a) RAP from Class I, Superpave (High ESAL), or HMA (High ESAL) surface mixtures are designated as containing Class B quality coarse aggregate.
- (b) RAP from Superpave (Low ESAL)/HMA (Low ESAL) IL-19.0L binder and IL-9.5L surface mixtures are designated as Class D quality coarse aggregate.
- (c) RAP from Class I, Superpave (High ESAL), or HMA (High ESAL) binder mixtures, bituminous base course mixtures, and bituminous base course widening mixtures are designated as containing Class C quality coarse aggregate.
- (d) RAP from bituminous stabilized subbase and BAM shoulders are designated as containing Class D quality coarse aggregate.

1031.05 Use of RAP in HMA. The use of RAP shall be a Contractor's option when constructing HMA in all contracts. The use of RAP in HMA shall be as follows.

- (a) Coarse Aggregate Size. The coarse aggregate in all RAP shall be equal to or less than the nominal maximum size requirement for the HMA mixture to be produced.
- (b) Steel Slag Stockpiles. RAP stockpiles containing steel slag or other expansive material, as determined by the Department, shall be homogeneous and will be approved for use in HMA (High ESAL and Low ESAL) surface mixtures only.
- (c) Use in HMA Surface Mixtures (High and Low ESAL). RAP stockpiles for use in HMA surface mixtures (High and Low ESAL) shall be homogeneous in which the coarse aggregate is Class B quality or better.
- (d) Use in HMA Binder Mixtures (High and Low ESAL), HMA Base Course, and HMA Base Course Widening. RAP stockpiles for use in HMA binder mixtures (High and Low ESAL), HMA base course, and HMA base course widening shall be homogeneous, or conglomerate, in which the coarse aggregate is Class C quality or better.
- (e) Use in Shoulders and Subbase. RAP stockpiles for use in HMA shoulders and stabilized subbase (HMA) shall be homogeneous, conglomerate, or conglomerate DQ.
- (f) When the Contractor chooses the RAP option, the percentage of RAP shall not exceed the amounts indicated in the table below for a given N Design.

HMA Mixtures ^{1/, 3/}	Maximum % RAP		
	Binder/Leveling Binder	Surface	Polymer Modified
Ndesign			
30	30	30	10
50	25	15	10
70	15 / 25 ^{2/}	10 / 15 ^{2/}	10
90	10	10	10
105	10	10	10

- 1/ For HMA shoulder and stabilized subbase (HMA) N-30, the amount of RAP shall not exceed 50% of the mixture.
- 2/ Value of Max % RAP if homogeneous RAP stockpile of IL-9.5 RAP is utilized.
- 3/ When RAP exceeds 20 percent, the high and low virgin asphalt binder grades shall each be reduced by one grade (i.e. 25 percent RAP would require a virgin asphalt binder grade of PG64-22 to be reduced to a PG58-28). If warm mix asphalt (WMA) technology is utilized, and production temperatures do not exceed 275°F (135 °C) the grades shall be reduced as follows:

Overlays:

When WMA contains between 20 and 30 percent RAP the high temperature shall be reduced by one grade (i.e. 25 percent RAP would require a virgin asphalt binder grade of PG64-22 to be reduced to a PG58-22). When WMA contains 30 percent or more RAP the high and low temperature grades shall each be reduced by one grade (i.e. 35 percent RAP would require a virgin asphalt binder grade of PG64-22 to be reduced to a PG58-28).

Full Depth:

When WMA contains between 20 and 30 percent RAP, the low temperature shall be reduced by one grade (i.e. 25 percent RAP would require a virgin asphalt binder grade of PG64-22 to be reduced to a PG64-28). When the WMA contains 30 percent or more RAP the high and low temperature grades shall each be reduced by one grade (i.e. 35 percent RAP would require a virgin asphalt binder grade of PG64-22 to be reduced to a PG58-28).

- (g) When the Contractor chooses the FRAP option, the percentage of FRAP shall not exceed the amounts indicated in the table below for a given N Design.

Max FRAP Percentage^{1/}

HMA Mixtures ^{2/, 3/} Ndesign	Maximum % FRAP		
	Binder/Leveling Binder	Surface	Polymer Modified
30	35	35	10
50	30	25	10
70	25	20	10
90	20	15	10
105	10	10	10

- 1/ Minimum of two fractions for surface and binder applications.
- 2/ For HMA shoulder and stabilized subbase (HMA) N30, the amount of RAP shall not exceed 50 percent of the mixture.

- 3/ When FRAP exceeds 20 percent, the high and low virgin asphalt binder grades shall each be reduced by one grade (i.e. 25 percent RAP would require a virgin asphalt binder grade of PG64-22 to be reduced to a PG58-28). If warm mix asphalt (WMA) technology is utilized, and production temperatures do not exceed 275°F (135 °C) the grades shall be reduced as follows:

Overlays:

When WMA contains between 20 and 30 percent FRAP the high temperature shall be reduced by one grade (i.e. 25 percent FRAP would require a virgin asphalt binder grade of PG64-22 to be reduced to a PG58-22). When WMA contains 30 percent or more FRAP the high and low temperature grades shall each be reduced by one grade (i.e. 35 percent FRAP would require a virgin asphalt binder grade of PG64-22 to be reduced to a PG58-28).

Full Depth:

When WMA contains between 20 and 30 percent FRAP, the low temperature shall be reduced by one grade (i.e. 25 percent FRAP would require a virgin asphalt binder grade of PG64-22 to be reduced to a PG64-28). When the WMA contains 30 percent or more FRAP the high and low temperature grades shall each be reduced by one grade (i.e. 35 percent FRAP would require a virgin asphalt binder grade of PG64-22 to be reduced to a PG58-28).

1031.06 HMA Mix Designs. At the Contractor's option, HMA mixtures may be constructed utilizing RAP material meeting the above detailed requirements.

RAP designs shall be submitted for volumetric verification. If additional RAP stockpiles are tested and found that no more than 20 percent of the results, as defined under "Testing" herein, are outside of the control tolerances set for the original RAP stockpile and HMA mix design, and meets all of the requirements herein, the additional RAP stockpiles may be used in the original mix design at the percent previously verified.

1031.07 HMA Production. The coarse aggregate in all RAP used shall be equal to or less than the nominal maximum size requirement for the HMA mixture being produced.

To remove or reduce agglomerated material, a scalping screen, crushing unit, or comparable sizing device approved by the Engineer shall be used in the RAP feed system to remove or reduce oversized material. If material passing the sizing device adversely affects the mix production or quality of the mix, the sizing device shall be set at a size specified by the Engineer.

If the RAP control tolerances or QC/QA test results require corrective action, the Contractor shall cease production of the mixture containing RAP and either switch to the virgin aggregate design or submit a new RAP design.

HMA plants utilizing RAP shall be capable of automatically recording and printing the following information.

- (a) Dryer Drum Plants.

- (1) Date, month, year, and time to the nearest minute for each print.
- (2) HMA mix number assigned by the Department.
- (3) Accumulated weight of dry aggregate (combined or individual) in tons (metric tons) to the nearest 0.1 ton (0.1 metric ton).
- (4) Accumulated dry weight of RAP in tons (metric tons) to the nearest 0.1 ton (0.1 metric ton).
- (5) Accumulated mineral filler in revolutions, tons (metric tons), etc. to the nearest 0.1 unit.
- (6) Accumulated asphalt binder in gallons (liters), tons (metric tons), etc. to the nearest 0.1 unit.
- (7) Residual asphalt binder in the RAP material as a percent of the total mix to the nearest 0.1 percent.
- (8) Aggregate and RAP moisture compensators in percent as set on the control panel. (Required when accumulated or individual aggregate and RAP are printed in wet condition.)

(b) Batch Plants.

- (1) Date, month, year, and time to the nearest minute for each print.
- (2) HMA mix number assigned by the Department.
- (3) Individual virgin aggregate hot bin batch weights to the nearest pound (kilogram).
- (4) Mineral filler weight to the nearest pound (kilogram).
- (5) RAP weight to the nearest pound (kilogram).
- (6) Virgin asphalt binder weight to the nearest pound (kilogram).
- (7) Residual asphalt binder in the RAP material as a percent of the total mix to the nearest 0.1 percent.

The printouts shall be maintained in a file at the plant for a minimum of one year or as directed by the Engineer and shall be made available upon request. The printing system will be inspected by the Engineer prior to production and verified at the beginning of each construction season thereafter.

1031.08 RAP in Aggregate Surface Course and Aggregate Shoulders. The use of RAP in aggregate surface course and aggregate shoulders shall be as follows.

- (a) Stockpiles and Testing. RAP stockpiles may be any of those listed in Article 1031.02, except "Other". The testing requirements of Article 1031.03 shall not apply.
- (b) Gradation. One hundred percent of the RAP material shall pass the 1 1/2 in. (37.5 mm) sieve. The RAP material shall be reasonably well graded from coarse to fine. RAP material that is gap-graded or single sized will not be accepted."

REFLECTIVE SHEETING ON CHANNELIZING DEVICES (BDE)

Effective: April 1, 2007

Revised: November 1, 2008

Revise the seventh paragraph of Article 1106.02 of the Standard Specifications to read:

"At the time of manufacturing, the retroreflective prismatic sheeting used on channelizing devices shall meet or exceed the initial minimum coefficient of retroreflection as specified in the following table. Measurements shall be conducted according to ASTM E 810, without averaging. Sheeting used on cones, drums and flexible delineators shall be reboundable as tested according to ASTM D 4956. Prestriped sheeting for rigid substrates on barricades shall be white and orange. [The sheeting shall be uniform in color and devoid of streaks throughout the length of each roll. The color shall conform to the latest appropriate standard color tolerance chart issued by the U.S. Department of Transportation, Federal Highway Administration, and to the daytime and nighttime color requirements of ASTM D 4956.](#)

Initial Minimum Coefficient of Retroreflection candelas/foot candle/sq ft (candelas/lux/sq m) of material				
Observation Angle (deg.)	Entrance Angle (deg.)	White	Orange	Fluorescent Orange
0.2	-4	365	160	150
0.2	+30	175	80	70
0.5	-4	245	100	95
0.5	+30	100	50	40"

Revise the first sentence of the first paragraph of Article 1106.02(c) of the Standard Specifications to read:

"Barricades and vertical panels shall have alternating white and orange stripes sloping downward at 45 degrees toward the side on which traffic will pass."

Revise the third sentence of the first paragraph of Article 1106.02(d) of the Standard Specifications to read:

"The bottom panels shall be 8 x 24 in. (200 x 600 mm) with alternating white and orange stripes sloping downward at 45 degrees toward the side on which traffic will pass."

REINFORCEMENT BARS (BDE)

Effective: November 1, 2005

Revised: April 1, 2009

Revise Article 1006.10(a) of the Standard Specifications to read:

“(a) Reinforcement Bars. Reinforcement bars will be accepted according to the current Bureau of Materials and Physical Research Policy Memorandum, “Reinforcement Bar and/or Dowel Bar Plant Certification Procedure”. The Department will maintain an approved list of producers.

(1) Reinforcement Bars (Non-Coated). Reinforcement bars shall be according to ASTM A 706 (A 706M), Grade 60 (420) for deformed bars and the following.

- a. For straight bars furnished in cut lengths and with a well-defined yield point, the yield point shall be determined as the elastic peak load, identified by a halt or arrest of the load indicator before plastic flow is sustained by the bar and dividing it by the nominal cross-sectional area of the bar.
- b. Tensile strength shall be a minimum of 1.20 times the yield strength.
- c. For bars straightened from coils or bars bent from fabrication, there shall be no upper limit on yield strength; and for bar designation Nos. 3 - 6 (10 - 19), the elongation after rupture shall be at least 9%.
- d. Heat Numbers. Bundles or bars at the construction site shall be marked or tagged with heat identification numbers of the bar producer.
- e. Guided Bend Test. Bars may be subject to a guided bend test across two pins which are free to rotate, where the bending force shall be centrally applied with a fixed or rotating pin of a certain diameter as specified in Table 3 of ASTM A 706 (A 706M). The dimensions and clearances of this guided bend test shall be according to ASTM E 190.
- f. Spiral Reinforcement. Spiral reinforcement shall be deformed or plain bars conforming to the above requirements or cold-drawn steel wire conforming to AASHTO M 32.

(2) Epoxy Coated Reinforcement Bars. Epoxy coated reinforcement bars shall be according to Article 1006.10(a)(1) and shall be epoxy coated according to AASHTO M 284 (M 284M) and the following.

- a. Certification. The epoxy coating applicator shall be certified according to the current Bureau of Materials and Physical Research Policy Memorandum, “Epoxy Coating Plant Certification Procedure”. The Department will maintain an approved list.
- b. Coating Thickness. When spiral reinforcement is coated after fabrication, the thickness of the epoxy coating shall be 7 to 20 mils (0.18 to 0.50 mm).
- c. Cutting Reinforcement. Reinforcement bars may be sheared or sawn to length after coating, providing the end damage to the coating does not extend more than 0.5 in. (13 mm) back and the cut is patched before any visible rusting appears. Flame cutting will not be permitted.”

REINFORCEMENT BARS - STORAGE AND PROTECTION (BDE)

Effective: August 1, 2008

Revised: April 1, 2009

Revise Article 508.03 of the Standard Specifications to read:

“508.03 Storage and Protection. Reinforcement bars shall be stored off the ground using platforms, skids, or other supports; and shall be protected from mechanical injury and from deterioration by exposure. Epoxy coated bars shall be stored on wooden or padded steel cribbing and all systems for handling shall have padded contact areas. The bars or bundles shall not be dragged or dropped.

When epoxy coated bars are stored in a manner where they will be exposed to the weather more than 60 days prior to use, they shall be protected from deterioration such as that caused by sunlight, salt spray, and weather exposure. The protection shall consist of covering with opaque polyethylene sheeting or other suitable opaque material. The covering shall be secured and allow for air circulation around the bars to minimize condensation under the cover.

Covering of the epoxy coated bars will not be required when the bars are installed and tied, or when they are partially incorporated into the concrete.”

SEEDING (BDE)

Effective: July 1, 2004

Revised: July 1, 2009

Revise the following seeding mixtures shown in Table 1 of Article 250.07 of the Standard Specifications to read:

"Table 1 - SEEDING MIXTURES		
Class – Type	Seeds	lb/acre (kg/hectare)
1A Salt Tolerant Lawn Mixture 7/	Bluegrass	60 (70)
	Perennial Ryegrass	20 (20)
	Red Fescue (Audubon, Sea Link, or Epic)	20 (20)
	Hard Fescue (Rescue 911, Spartan II, or Reliant IV)	20 (20)
	Fults Salt Grass 1/ or Salty Alkaligrass	60 (70)
2 Roadside Mixture 7/	Tall Fescue (Inferno, Tarheel II, Quest, Blade Runner, or Falcon IV)	100 (110)
	Perennial Ryegrass	50 (55)
	Creeping Red Fescue	40 (50)
	Red Top	10 (10)
2A Salt Tolerant Roadside Mixture 7/	Tall Fescue (Inferno, Tarheel II, Quest, Blade Runner, or Falcon IV)	60 (70)
	Perennial Ryegrass	20 (20)
	Red Fescue (Audubon, Sea Link, or Epic)	30 (20)
	Hard Fescue (Rescue 911, Spartan II, or Reliant IV)	30 (20)
	Fults Salt Grass 1/ or Salty Alkaligrass	60 (70)

"Table 1 - SEEDING MIXTURES			
3	Northern Illinois Slope Mixture 7/	Elymus Canadensis (Canada Wild Rye)	5 (5)
		Perennial Ryegrass	20 (20)
		Alsike Cover 2/	5 (5)
		Desmanthus Illinoensis (Illinois Bundleflower) 2/, 5/	2 (2)
		Andropogon Scoparius (Little Bluestem) 5/	12 (12)
		Bouteloua Curtipendula (Side-Oats Grama)	10 (10)
		Fults Salt Grass 1/ or Salty Alkaligrass	30 (35)
		Oats, Spring	50 (55)
		Slender Wheat Grass 5/	15 (15)
		Buffalo Grass (Cody or Bowie) 4/, 5/, 9/	5 (5)
6A	Salt Tolerant Conservation Mixture	Andropogon Scoparius (Little Bluestem) 5/	5 (5)
		Elymus Canadensis (Canada Wild Rye) 5/	2 (2)
		Buffalo Grass (Cody or Bowie) 4/, 5/, 9/	5 (5)
		Vernal Alfalfa 2/	15 (15)
		Oats, Spring	48 (55)
		Fults Salt Grass 1/ or Salty Alkaligrass	20 (20)"

Revise Note 7 of Table 1 – Seeding Mixtures of Article 250.07 of the Standard Specifications to read:

“7/ In Districts 1 through 6, the planting times shall be April 1 to June 15 and August 1 to November 1. In Districts 7 through 9, the planting times shall be March 1 to June 1 and August 1 to November 15. Seeding may be performed outside these dates provided the Contractor guarantees a minimum of 75 percent uniform growth over the entire seeded area(s) after a period of establishment. Inspection dates for the period of establishment will be as follows: Seeding conducted in Districts 1 through 6 between June 16 and July 31 will be inspected after April 15 and seeding conducted between November 2 and March 31 will be inspected after September 15. Seeding conducted in Districts 7 through 9 between June 2 and July 31 will be inspected after April 15 and seeding conducted between November 16 and February 28 will be inspected after September 15. The guarantee shall be submitted to the Engineer in writing prior to performing the work. After the period of establishment, areas not exhibiting 75 percent uniform growth shall be interseeded or reseeded, as determined by the Engineer, at no additional cost to the Department.”

Delete the last sentence of the first paragraph of Article 1081.04(c)(2) of the Standard Specifications.

Revise Table II of Article 1081.04(c)(6) of the Standard Specifications to read:

TABLE II						
Variety of Seeds	Hard Seed %	Purity %	Pure Live Seed %	Weed %	Secondary * Noxious Weeds No. per oz (kg)	Notes
	Max.	Min.	Min.	Max.	Max. Permitted	
Alfalfa	20	92	89	0.50	6 (211)	1/
Clover, Alsike	15	92	87	0.30	6 (211)	2/
Red Fescue, Audubon	0	97	82	0.10	3 (105)	-
Red Fescue, Creeping	-	97	82	1.00	6 (211)	-
Red Fescue, Epic	-	98	83	0.05	1 (35)	-
Red Fescue, Sea Link	-	98	83	0.10	3 (105)	-
Tall Fescue, Blade Runner	-	98	83	0.10	2 (70)	-
Tall Fescue, Falcon IV	-	98	83	0.05	1 (35)	-
Tall Fescue, Inferno	0	98	83	0.10	2 (70)	-
Tall Fescue, Tarheel II	-	97	82	1.00	6 (211)	-
Tall Fescue, Quest	0	98	83	0.10	2 (70)	-
Fults Salt Grass	0	98	85	0.10	2 (70)	-
Salty Alkaligrass	0	98	85	0.10	2 (70)	-
Kentucky Bluegrass	-	97	80	0.30	7 (247)	4/
Oats	-	92	88	0.50	2 (70)	3/
Redtop	-	90	78	1.80	5 (175)	3/
Ryegrass, Perennial, Annual	-	97	85	0.30	5 (175)	3/
Rye, Grain, Winter	-	92	83	0.50	2 (70)	3/
Hard Fescue, Reliant IV	-	98	83	0.05	1 (35)	-
Hard Fescue, Rescue 911	0	97	82	0.10	3 (105)	-
Hard Fescue, Spartan II	-	98	83	0.10	3 (105)	-
Timothy	-	92	84	0.50	5 (175)	3/
Wheat, hard Red Winter	-	92	89	0.50	2 (70)	3/

Revise the first sentence of the first paragraph of Article 1081.04(c)(7) of the Standard Specifications to read:

“The seed quantities indicated per acre (hectare) for Prairie Grass Seed in Classes 3, 3A, 4, 4A, 6, and 6A in Article 250.07 shall be the amounts of pure, live seed per acre (hectare) for each species listed.”

CONSTRUCTION AIR QUALITY - DIESEL VEHICLE EMISSIONS CONTROL (BDE)

Effective: April 1, 2009

Revised: July 1, 2009

Diesel Vehicle Emissions Control. The reduction of construction air emissions shall be accomplished by using cleaner burning diesel fuel. The term “equipment” refers to any and all diesel fuel powered devices rated at 50 hp and above, to be used on the project site in excess of seven calendar days over the course of the construction period on the project site (including any “rental” equipment).

All equipment on the jobsite, with engine ratings of 50 hp and above, shall be required to: use Ultra Low Sulfur Diesel fuel (ULSD) exclusively (15 ppm sulfur content or less).

Diesel powered equipment in non-compliance will not be allowed to be used on the project site, and is also subject to a notice of non-compliance as outlined below.

The Contractor shall submit copies of monthly summary reports and include certified copies of the ULSD diesel fuel delivery slips for diesel fuel delivered to the jobsite for the reporting time period, noting the quantity of diesel fuel used.

If any diesel powered equipment is found to be in non-compliance with any portion of this specification, the Engineer will issue the Contractor a notice of non-compliance and identify an appropriate period of time, as outlined below under environmental deficiency deduction, in which to bring the equipment into compliance or remove it from the project site.

Any costs associated with bringing any diesel powered equipment into compliance with these diesel vehicle emissions controls shall be considered as included in the contract unit prices bid for the various items of work involved and no additional compensation will be allowed. The Contractor's compliance with this notice and any associated regulations shall also not be grounds for a claim.

Environmental Deficiency Deduction. When the Engineer is notified, or determines that an environmental control deficiency exists, he/she will notify the Contractor in writing, and direct the Contractor to correct the deficiency within a specified time period. The specified time-period, which begins upon Contractor notification, will be from 1/2 hour to 24 hours long, based on the urgency of the situation and the nature of the deficiency. The Engineer shall be the sole judge regarding the time period.

The deficiency will be based on lack of repair, maintenance and diesel vehicle emissions control.

If the Contractor fails to correct the deficiency within the specified time frame, a daily monetary deduction will be imposed for each calendar day or fraction thereof the deficiency continues to exist. The calendar day(s) will begin when the time period for correction is exceeded and end with the Engineer's written acceptance of the correction. The daily monetary deduction will be \$1,000.00 for each deficiency identified.

If a Contractor or subcontractor accumulates three environmental deficiency deductions in a contract period, the Contractor will be shutdown until the deficiency is corrected. Such a shutdown will not be grounds for any extension of contract time, waiver of penalties, or be grounds for any claim.

REMOVAL AND DISPOSAL OF REGULATED SUBSTANCES

This work shall be according to Article 669 of the Standard Specifications and the following:

Qualifications. The term environmental firm shall mean an environmental firm with at least five (5) documented leaking underground storage tank (LUST) cleanups or that is pre-qualified in hazardous waste by the Department. Documentation includes but not limited to verifying remediation and special waste operations for sites contaminated with gasoline, diesel, or waste oil in accordance with all Federal, State, or local regulatory requirements and shall be provided to the Engineer for approval. The environmental firm selected shall not be a former or current consultant or have any ties with any of the properties contained within and/or adjacent to this construction project.

General. Implementation of this Special Provision will likely require the Contractor to subcontract for the execution of certain activities. It will be the Contractor's responsibility to assess the working conditions and adjust anticipated production rates accordingly.

All contaminated materials shall be managed as non-special waste. This work shall include monitoring and potential sampling, analytical testing, and management of a material contaminated by regulated substances. .

Any soil classified as a non-special waste shall be excavated and disposed of as directed by this project or the Engineer. Any excavation or disposal beyond what is required by this project or the Engineer will be at no additional cost to the Department. The preliminary site investigation (PSI) report, available through the District's Environmental Studies Unit, estimated the excavation quantity of non-special waste at the following location. The information available at the time of plan preparation determined the limits of the contamination and the quantities estimated were based on soil excavation for construction purposes only. The lateral distance is measured from centerline and the farthest distance is the offset distance or construction limit whichever is less. Any soil samples or analysis without the approval of the Engineer will be at no additional cost to the Department.

A) The Environmental Firm shall continuously monitor for worker protection and the Contractor shall manage and dispose of all soils excavated within the following areas as classified below.

1. Station 16+455 to Station 16+465 0 to 50 feet LT (Speedway SuperAmerica, Site 411V-3, 11999 North Knoxville Avenue) – non-special waste. Contaminants of concern sampling parameters: PAHs.
2. Station 16+480 to Station 16+510 0 to 50 feet LT (Speedway SuperAmerica, Site 411V-3, 11999 North Knoxville Avenue) – non-special waste. Contaminants of concern sampling parameters: PAHs.
3. Station 16+460 to Station 16+545 0 to 50 feet RT (Speedway SuperAmerica, Site 411V-3, 11999 North Knoxville Avenue) – non-special waste. Contaminants of concern sampling parameters: BETX, PAHs, and Arsenic.
4. Station 16+780 to Station 16+815 0 to 50 feet LT (Farm #2, Site 411V-2, 12100 through 12300 blocks of IL 40) – non-special waste. Contaminants of concern sampling parameters: PAHs and Dieldrin.

B) The Environmental Firm shall continuously monitor for worker protection and the Contractor shall manage any excavated soils **within the construction limits of this project as fill**. Although the soil concentrations exceed a residential property's Tier 1 soil remediation objective for the ingestion exposure pathway, they can be utilized within the construction limits as fill because the roadway is not considered a residential property. All storm sewer excavated soils can be placed back into the excavated trench as backfill unless trench backfill is specified. If the soils cannot be utilized within the construction limits as fill then they must be managed off-site as a non-special waste. The following areas can be managed within the construction limits as fill.

1. Station 16+835 to Station 16+865 0 to 50 feet RT (Farm #2, Site 411V-2, 12100 through 12300 blocks of IL 40) – non-special waste. Contaminants of concern sampling parameters: Arsenic.

CONTRACT GUARANTEE

The Contractor shall guarantee all electrical equipment, apparatus, materials, and workmanship provided under the contract for a period of six (6) months after the date of final inspection according to Article 801.07.

All instruction sheets required to be furnished by the manufacturer for materials and supplies and for operations shall be delivered to the Engineer prior to the acceptance of the project, with the following warranties and guarantees:

1. The manufacturer's standard written warranty for each piece of electrical equipment or apparatus furnished under the contract.
2. The Contractor's written guarantee that, for a period of six (6) months after the date of final inspection of the project, all necessary repairs to or replacement of said warranted equipment, or apparatus shall be made by the Contractor at no cost to the Department.
3. The Contractor's written guarantee for satisfactory operation of all electrical systems furnished and constructed under the contract for a period of 6 months after final inspection of the project.

LIGHTING CONTROLLER, PHOTOCELL RELAY, INSTALL ONLY

This item consists of installing a photocell relay as shown in the plans or as directed by the Engineer. The photocell relay shall be mounted to the side of the traffic signal controller cabinet at the intersection of IL 40 (Knoxville) & Hickory Grove.

The Contractor shall furnish and install any cable, conduit, ground rod, photocell, hardware, and all other items required for installation.

The Contractor shall pick up the photocell relay from the city of Peoria Traffic Operations Center, located at 3505 N. Dries Lane, Peoria and deliver it to the job site. The Contractor shall notify Craig Espinosa at (309) 494-8893 forty eight hours in advance of pickup.

The conduit shall enter the relay only at the bottom of the cabinet to prevent water intrusion. Cable size shall be number 6.

Basis of Payment: This work will be paid for at the contract unit price each for LIGHTING CONTROLLER PHOTOCELL RELAY, INSTALL ONLY which price shall be payment in full for all labor, materials, and equipment required to pick up the controller from the city of Peoria, deliver it to the job site, install the photo control relay, and furnish and install mounting hardware, conduit, wiring, and photoelectric cell.

FIBER OPTIC CABLE IN CONDUIT, NO. 62.5/125, MM12F, SM12F

This work shall be in accordance with Sections 801, 864, 871, and 1076 of the Standard Specifications except as modified herein.

The fiber optic cable shall be a 24 fiber hybrid cable with 12 multi-mode and 12 single mode fibers.

Six multi-mode fibers from each cable entering the cabinet shall be terminated utilizing mechanical or fusion spliced ST connectors in each traffic signal cabinet. All terminated fibers shall be clearly labeled. All required equipment, including but not limited to fiber optic cables, connectors, and hardware shall be included in this pay item.

Fibers not being used shall be labeled "spare", and fibers not attached to a distribution enclosure shall be capped and sealed.

The Contractor shall furnish and install a 24 fiber wall mountable interconnect center in each existing traffic signal cabinet. The Contractor is responsible for rearranging existing components to facilitate installation. The wall mountable interconnect center shall be equipped with two six-fiber bulkheads, complete with all required fiber termination accessories.

All ancillary components, required to complete the fiber optic cable plant, including but not limited to, moisture and water sealants, cable caps, fan-out kits, weather-proof splice kits, boots, etc., shall be supplied under this pay item and will not be paid for separately.

The fiber optic cable shall be clearly marked in each handhole and cabinet with a brightly colored (orange or yellow) weather resistant label securely attached to the cable.

Materials. The single-mode, fiber optic cable shall incorporate a loose, buffer-tube design. The cable shall conform to the requirements of RUS 7 CFR1755.900 (PE-90) for a single sheathed, non-armored cable, and shall be new, unused and of current design and manufacture. The number of fibers in each cable shall be as specified on the plans.

Construction Requirements:

Experience Requirements.

Personnel involved in the installation, splicing and testing of the fiber optic cables shall meet the following requirements:

A minimum of three (3) years experience in the installation of fiber optic cables, including splicing, terminating and testing single mode fibers.

Install two systems where fiber optic cables are outdoors in conduit and where the systems have been in continuous satisfactory operation for at least two years. The Contractor shall submit as proof, photographs or other supporting documents, and the names, addresses and telephone numbers of the operating personnel who can be contacted regarding the installed fiber optic systems.

One fiber optic cable system (which may be one of the two in the preceding paragraph), which the Contractor can arrange for demonstration to the Department representatives and the Engineer.

Installers shall be familiar with the cable manufacturer's recommended procedures for installing the cable. This shall include knowledge of splicing procedures for and equipment being used on this project and knowledge of all hardware such as breakout (furcation) kits and splice closures. The Contractor shall submit documented procedures to the Engineer for approval and to be used by Construction inspectors.

Personnel involved in testing shall have been trained by the manufacturer of the fiber optic cable test equipment to be used, in fiber optic cable testing procedures. Proof of this training shall be submitted to the Engineer for approval. In addition, the Contractor shall submit documentation of the testing procedures for approval by the Engineer.

Installation in Conduit.

During cable pulling operations, the Contractor shall ensure that the minimum bending of the cable is maintained during the unreeling and pulling operations. Entry guide chutes shall be used to guide the cable into the handhole conduit ports. Lubricating compound shall be used to minimize friction. Corner rollers (wheels), if used, shall not have radii less than the minimum installation-bending radius of the cable. A series array of smaller wheels can be used for accomplishing the bend if the cable manufacturers specifically approve the array.

The pulling tension shall be continuously measured and shall not be allowed to exceed the maximum tension specified by the manufacturer of the cable. Fuse links and breaks can be used to ensure that the cable tensile strength is not exceeded. The pulling system shall have an audible alarm that sounds whenever a pre-selected tension level is reached. Tension levels shall be recorded continuously and shall be given to the Engineer upon request.

The cable shall be pulled into the conduit as a single component, absorbing the pulling force in all tension elements. The central strength member and Aramid yarn shall be attached directly to the pulling eye during cable pulling. "Basket grip" or "Chinese-finger type" attachments, which only attach to the cable's outer jacket, shall not be permitted. A breakaway swivel, rated at 95% of the cable manufacturer's approved maximum tensile loading, shall be used on all pulls. When simultaneously pulling fiber optic cable with other cables, separate grooved rollers shall be used for each cable.

Splicing Requirements:

Splices shall be made at locations shown on the Plans. Any other splices shall be permitted only with the approval of the Engineer.

Operation and Maintenance Documentation:

After the fiber optic cable plant has been installed, two (2) complete sets of Operation and Maintenance Documentation shall be provided. The documentation shall, as a minimum, include the following:

- Complete and accurate as-built diagrams showing the entire fiber optic cable plant including locations of all splices.
- Final copies of all approved test procedures.

- Complete performance data of the cable plant showing the losses at each terminal connector.
- Complete parts list including names of vendors.

Testing Requirements:

Testing shall be in accordance with Article 801.13

The Contractor shall submit detailed test procedures for approval by the Engineer. All continuous fiber runs shall be tested bi-directionally at both 1310 nm and 1550 nm with a power meter and optical source. For testing, intermediate breakout fibers may be concatenated and tested end-to-end. Any discrepancies between the measured results and these specifications will be resolved to the satisfaction of the Engineer.

The Contractor shall provide the date, time and location of any tests required by this specification to the Engineer at least 5 days before performing the test. Upon completion of the cable installation, splicing, and termination, the Contractor shall test all fibers in each link for continuity and attenuation. The test procedure shall be as follows:

A Certified Technician utilizing an Optical Source/Power Meter shall conduct the testing. The Technician is directed to conduct the test using the standard operating procedures defined by the manufacturer of the test equipment. All fibers installed shall be tested in both directions.

At the completion of the test, the Contractor shall provide two copies of documentation of the test results to the Engineer. The test documentation shall be bound and shall include the following:

Cable & Fiber Identification:

Cable ID, Cable Location (beginning and end point), Fiber ID (including tube and fiber color), Operator Name, Date & Time, Setup Parameters, Wavelength, Pulse width (OTDR), Refractory index (OTDR), Range (OTDR), Scale (OTDR), Setup Option chosen to pass OTDR "dead zone"

Test Results:

Optical Source/Power Meter

Total Attenuation
Attenuation (dB/km)

These results shall be provided in tabular form. The following shall be the criteria for the acceptance of the cable:

The test results shall show that the dB/km loss does not exceed +3% of the factory test or 1% of the cable's published production loss. However, no event shall exceed 0.10 dB. If any event is detected above 0.10 dB, the Contractor shall replace or repair the proposed fiber and/or fusion splice and connector including that event point.

The total dB loss of the cable, less events, shall not exceed the manufacturer's production specifications as follows: 0.5 dB/km at both 1310 and 1550 nm.

If the total loss exceeds these specifications, the Contractor shall replace or repair that cable run at the Contractor's expense, both labor and materials. Elevated attenuation due to exceeding the pulling tension during installation shall require the replacement of the cable run at the Contractor's expense, including labor and materials.

The Contractor shall label the destination of each trunk cable onto the cable in each handhole and termination panel.

Slack Storage of Fiber Optic Cables.

A part of this pay item, slack fiber shall be supplied as necessary to allow splicing the fiber optic cables in a controlled environment, such as a splicing van or tent. After splicing has been completed, the slack fiber shall be stored underground in handholes and in the traffic controller cabinets.

The amount of slack cable listed in Article 873.03 shall be revised as follows:

<u>Location</u>	<u>Length of Slack Cable (Ft.)</u>
Handhole	6.5
Double Handhole	26.0
Controller Cabinet	10.0

Basis of Payment: This work will be paid for at the contract unit price per foot for FIBER OPTIC CABLE IN CONDUIT NO. 62.5/125, MM12F SM12F and shall be payment in full for all labor, equipment, and materials required to provide, install, and test the fiber optic cable described above, complete.

PEDESTRIAN SIGNAL HEAD, LED, 1-FACE, BRACKET MOUNTED
PEDESTRIAN SIGNAL HEAD, LED, 2-FACE, BRACKET MOUNTED

This work shall be in accordance with Section 881 and 1078 of the Standard Specifications except as modified herein.

The pedestrian signal head shall consist of a single 16" polycarbonate section and shall be equipped with an overlaid LED indication with countdown timer (Walking Person/Upraised Hand).

The traffic signal head shall have a yellow finish with black doors and tunnel visors.

The LED signal faces shall be equipped with spade connectors and connected to the traffic signal head terminal block.

The LED signal face shall have international symbols (Upraised Hand - Color: Portland Orange, Walking Person - Color: Lunar White). Only filled indications will be allowed.

The LED assembly shall meet or exceed the following minimum specifications:

Currently, only the following models are approved by the Department for use provided that they meet the minimum specifications list below:

GELcore Model PS7-CFF1-26A (Filled Walking Person/Upraised Hand Overlay, with Countdown Timer)

Dialight Model 430-6479-001X (Filled Walking Person/Upraised Hand Overlay, with Countdown Timer)

The LED assembly must conform to the following minimum specifications:

Lens : 16" x 18", Hard Coated for Abrasion Resistance, UV Stabilized Dome

LEDs: Interconnected to minimize the effect of single LED failures, Nominal Wattage White: 8W or less, Nominal Wattage Orange: 11W or less, Nominal Wattage Countdown: 6W

Luminous Intensity (min): Countdown = 1,400 cd/m², Hand = 1,400 cd/m², Person = 2,200 cd/m²

Product Warranty: 5 Year Replacement

Combination hand/person pedestrian signal modules shall incorporate separate power supplies for the hand and the person displays.

The assembly shall be capable of operating from 80 to 135 VAC with less than 10% variation in intensity, shall have an operating temperature range of -40° to 74°C, and shall be sealed and highly resistant to water intrusion.

All LED Pedestrian Signal Modules shall be fully compliant to the ITE PTCSI Part-2: LED Pedestrian Traffic Signal Modules specifications adopted March 19, 2004 or the latest adopted version as listed on the ITE website at time of bid

The assembly shall be compatible with signal control equipment per NEMA TS-2, NEMA TS-1 standards, and include transient voltage protection and fusing to withstand high-repetition noise transients and low repetition high energy transients per NEMA standard 1992 per ITE VTCSH - STD Part 2.

Basis of Payment: This work will be paid for at the contract unit prices each for PEDESTRIAN SIGNAL HEAD, LED, 1-FACE, BRACKET MOUNTED or PEDESTRIAN SIGNAL HEAD, LED, 2-FACE, BRACKET MOUNTED and will be payment in full for all labor, equipment, and materials required to provide and install the pedestrian traffic signal heads equipped with LED indications described above, complete.

PEDESTRIAN PUSHBUTTON

This work shall be in accordance with Sections 888 and 1074 of the Standard Specifications except as modified herein.

All pedestrian pushbuttons shall have a round case and be equipped with a 2" diameter mushroom head for easy access.

The pedestrian pushbuttons shall be of polycarbonate construction and shall have a black housing. The pushbutton shall utilize a piezo driven solid state switch.

The following models are approved for use within District 4:

- ◆ Polara, BullDog with momentary LED Indicator with audible buzzer, Round, Black Housing, Model (BDLL2-B)
- ◆ Campbell 4EVR, with momentary LED Indicator with audible buzzer, Round, Black Housing

The pedestrian pushbutton installation shall include all crossing signs and hardware required to mount the pedestrian pushbutton. All hardware shall be of stainless steel construction. All bolts shall be 1/4" Hex Head and no self tapping/drilling screws will be allowed.

The following pedestrian pushbutton signs currently meet Department Specifications: Pelco, Models SF-1013-08, SF-1014-08 or approved equivalent

Basis of Payment:

This work shall be paid for at the contract unit price each for PEDESTRIAN PUSHBUTTON and shall be payment in full for all labor, equipment, and materials required to supply and install the pedestrian pushbuttons described above, complete.

MICROWAVE DETECTION UNIT

The contractor shall furnish and install the following items at the intersection of IL 40 (Knoxville) & Cedar Hills Drive:

- Microwave Detection Unit (Wavetronix Smartsensor Advance Model 200) – Qty. 1

The microwave sensor shall be installed on the mast arms as shown on the plan sheets. The sensor shall conform to the following specifications:

Measured Quantities:	Presence, speed, range and arrival time
Detection Zones:	Up to 8 traffic zones simultaneously
Detection Range:	30 m to 152.4 m (100 to 500 feet)
Zone Resolution:	1.524 m (5 feet)
Time Resolution:	2.5 msec
Elevation:	3 dB beamwidth: 80°
Azimuth:	3 dB beamwidth: 12°

Operating frequency:	10.5 to 10.55 GHz (X-band) Frequency Modulated Continuous Wave (FMCW) radar
Communications:	RS-232 and RS-485 connection
Power:	7.5 watts @ 9-28 VDC
Ambient operating temperature:	-40°C to 75°C
Humidity:	Up to 95% RH
Shock:	10 g 10ms half sine wave
Physical dimensions (HxWxD):	32 cm x 23 cm x 7.6 cm (12.6 in x 9.0 in x 3.0 in)
Weight:	less than 2.27 kg or 5 lbs.

The sensor shall be equipped with transient surge suppression (internal and external).

- Wavetronix Click! 172 (Two-Channel Contact Closure Rack Mounted Card) – Qty. 1

[The Click! 172 Input File Card provides 2-channel contact closure outputs between the SmartSensor and the traffic signal controller. The cards plug into any input file slot and are compatible with NEMA standard TS-1, TS-2, providing a data link from one or more cards to a single RS-485 bus.]

- Wavetronix Click! 200 (Surge Protection Module) – Qty. 1

The module shall be installed in the proposed traffic signal cabinet.

[The Click! 200 Surge Protection Module has a three-stage surge suppression design that protects the SmartSensor and other devices from power surges over DC power lines, RS-232 and RS-485 communication lines. The 200's surge protected power and communication buses are hot-swappable, and the modules also include unprotected connections for RS-232 and RS-485 communications.]

- Wavetronix Click! 202 (Power Supply – 2A, 24VDC) – Qty. 1

[The Click! 202 AC to DC Power Converter provides 24 VDC at 2-Amps.]

- Cables, Brackets, Hardware, Etc.

The Contractor shall also furnish and install all over required equipment, including cables, brackets, hardware, and all other items required for a complete and fully functional system.

Sensor Cable and Connector Specification

The cable shall be the Wavetronix WX-SS-H701/2/3, Orion Wire Combo-2207-2002-PVCGY or an equivalent cable that conforms to the following specifications:

- The RS-485 conductors shall be a twisted pair.

- The RS-232 and RS-485 conductors shall have nominal capacitance conductor to conductor of less than 71pF/Ft at 1 Khz.
- The RS-232 and RS-485 conductors shall have nominal conductor DC resistance of less than 16.5 ohms/1000 ft. at 20°C.
- The power conductors shall be a twisted pair with nominal conductor DC resistance of less than 11.5 ohms/1000 ft. at 20°C.
- Each wire bundle shall be shielded with an aluminum/mylar shield with a drain wire or the entire cable shall be shielded with an aluminum/mylar shield with a drain wire.
- The cable end connector shall meet the MIL-C-26482 specification and shall be designed to interface with the appropriate MIL-C-26482 connector. The connector backshell shall be an environmentally sealed shell that offers excellent immersion capability. All conductors that interface with the connector shall be encased in a single jacket, and the outer diameter of this jacket shall be within the backshell's cable O.D. range to ensure proper sealing. The backshell shall have a strain relief with enough strength to support the cable slack under extreme weather conditions. Recommended connectors are Cannon's KPT series, and recommended backshells are Glenair Series 37 cable sealing backshells.
- Configuration Software, Computer Cables, and Operation Manuals
The Contractor shall furnish equipment configuration software, computer cables, and manuals to the Department. One copy of all applicable manuals shall be placed inside the controller cabinet.
- Spare Equipment
The Contractor shall furnish the following spare equipment to the Department:
 - Wavetronix Smartsensor Advance Model 200 – Qty. 1
 - Wavetronix Click! 172 (Two-Channel Contact Closure Rack Mounted Card) – Qty. 1
 - Wavetronix Click! 200 (Surge Protection Module) – Qty. 1
 - Wavetronix Click! 202 (Power Supply – 2A, 24VDC) – Qty. 1

The spare equipment shall be delivered to the IDOT Traffic Building, located at 1025 W. Detweiller Dr., Peoria, IL.

All equipment provided under this pay item shall have a two year manufacturer's warranty (parts and labor).

Basis of Payment:

This work shall be paid for at the contract unit price each for MICROWAVE DETECTION UNIT and shall be payment in full for all labor, equipment, and materials required to furnish, install, program, and test the microwave detection unit described above, complete.

FURNISHING REPLACEMENT PARTS AND EQUIPMENT

The Contractor shall furnish the following items to the Department:

- Wavetronix Smartsensor Advance Model 200 – Qty. 1
- Wavetronix Click! 172 (Two-Channel Contact Closure Rack Mounted Card) – Qty. 1
- Wavetronix Click! 200 (Surge Protection Module) – Qty. 1
- Wavetronix Click! 202 (Power Supply – 2A, 24VDC) – Qty. 1

The spare equipment shall be delivered to the IDOT Traffic Building, located at 1025 W. Detweiller Dr., Peoria, IL.

All equipment provided under this pay item shall have a two year manufacturer's warranty (parts and labor).

Basis of Payment:

This work shall be paid for at the contract unit price lump sum for FURNISHING REPLACEMENT PARTS AND EQUIPMENT and shall be payment in full for all labor, equipment, and materials required to furnish and deliver the equipment described above, complete.

SELF-CONSOLIDATING CONCRETE FOR PRECAST PRODUCTS (BDE)

Effective: July 1, 2004

Revised: January 1, 2007

Definition. Self-consolidating concrete is a flowable mixture that does not require mechanical vibration for consolidation.

Usage. Self-consolidating concrete may be used for precast concrete products.

Materials. Materials shall be according to Section 1021 of the Standard Specifications.

Mix Design Criteria. The mix design criteria shall be as follows:

- (a) The minimum cement factor shall be according to Article 1020.04 of the Standard Specifications. If the maximum cement factor is not specified, it shall not exceed 7.05 cwt/cu yd (418 kg/cu m).
- (b) The maximum allowable water/cement ratio shall be according to Article 1020.04 of the Standard Specifications or 0.44, whichever is lower.
- (c) The slump requirements of Article 1020.04 of the Standard Specifications shall not apply.

- (d) The coarse aggregate gradations shall be CA 13, CA 14, CA 16, or a blend of these gradations. CA 11 may be used when the Contractor provides satisfactory evidence to the Engineer that the mix will not segregate. The fine aggregate proportion shall be a maximum 50 percent by weight (mass) of the total aggregate used.
- (e) The slump flow range shall be ± 2 in. (± 50 mm) of the Contractor target value, and within the overall Department range of 20 in. (510 mm) minimum to 28 in. (710 mm) maximum.
- (f) The visual stability index shall be a maximum of 1.
- (g) The J-ring value shall be a maximum of 4 in. (100 mm). The Contractor may specify a lower maximum in the mix design.
- (h) The L-box blocking ratio shall be a minimum of 60 percent. The Contractor may specify a higher minimum in the mix design.
- (i) The column segregation index shall be a maximum 15 percent.
- (j) The hardened visual stability index shall be a maximum of 1.

Placing and Consolidating. The maximum distance of horizontal flow from the point of deposit shall be 25 ft (7.6 m), unless approved otherwise by the Engineer.

Concrete shall be rodded with a piece of lumber, conduit, or vibrator if the material has lost its fluidity prior to placement of additional concrete. The vibrator shall be the pencil head type with a maximum diameter or width of 1 in. (25 mm). Any other method for restoring the fluidity of the concrete shall be approved by the Engineer.

Mix Design Approval. The Contractor shall obtain mix design approval according to the Department's Policy Memorandum "Quality Control/Quality Assurance Program for Precast Concrete Products".

SIGN PANELS AND SIGN PANEL OVERLAYS (BDE)

Effective: November 1, 2008

Description. This work shall consist of furnishing, fabricating, and installing sign panels and/or sign panel overlays. Work shall be according to Sections 720 and 721 of the Standard Specifications, except as modified herein.

Materials. Type AP and AZ sheeting shall meet the requirements of the special provision, "Retroreflective Sheeting, Nonreflective Sheeting, and Translucent Overlay Film for Highway Signs". Type ZZ sheeting shall meet the requirements of the special provision, "Type ZZ Retroreflective Sheeting, Nonreflective Sheeting, and Translucent Overlay Film for Highway Signs".

The sheeting for the background, legend, border, shields, and symbols shall be provided by the same manufacturer.

CONSTRUCTION REQUIREMENTS

Fabrication. Signs shall be fabricated according to the current Bureau of Operations Policy Memorandum, "Fabrication of Highway Signs", the MUTCD, the FHWA Standard Highway Signs manual, the Illinois standard highway signs, and as shown on the plans.

Signs shall be fabricated such that the material for the background, legend, border, shields, and symbols is applied in the preferred orientation for the maximum retroreflectivity per the manufacturer's recommendation. The nesting of legend, border, shields, or symbols will not be permitted.

SILT FILTER FENCE (BDE)

Effective: January 1, 2008

For silt filter fence fabric only, revise Article 1080.02 of the Standard Specifications to read:

"1080.02 Geotextile Fabric. The fabric for silt filter fence shall be a woven fabric meeting the requirements of AASHTO M 288 for unsupported silt fence with less than 50 percent geotextile elongation."

Replace the last sentence of Article 1081.15(b) of the Standard Specifications with the following:

"Silt filter fence stakes shall be a minimum of 4 ft (1.2 m) long and made of either wood or metal. Wood stakes shall be 2 in. x 2 in. (50 mm x 50 mm). Metal stakes shall be a standard T or U shape having a minimum weight (mass) of 1.32 lb/ft (600 g/300 mm)."

STONE GRADATION TESTING (BDE)

Effective: November 1, 2007

Revise the first sentence of note 1/ of the Erosion Protection and Sediment Control Gradations table of Article 1005.01(c)(1) of the Standard Specifications to read:

"A maximum of 15 percent of the total test sample by weight may be oversize material."

SUBCONTRACTOR MOBILIZATION PAYMENTS (BDE)

Effective: April 2, 2005

To account for the preparatory work and operations necessary for the movement of subcontractor personnel, equipment, supplies, and incidentals to the project site and for all other work or operations that must be performed or costs incurred when beginning work approved for subcontracting in accordance with Article 108.01 of the Standard Specifications, the Contractor shall make a mobilization payment to each subcontractor.

This mobilization payment shall be made at least 14 days prior to the subcontractor starting work. The amount paid shall be equal to 3 percent of the amount of the subcontract reported on form BC 260A submitted for the approval of the subcontractor's work.

This provision shall be incorporated directly or by reference into each subcontract approved by the Department.

TEMPORARY EROSION CONTROL (BDE)

Effective: November 1, 2002

Revised: January 1, 2008

Revise the third paragraph of Article 280.03 of the Standard Specifications to read:

“Erosion control systems shall be installed prior to beginning any activities which will potentially create erodible conditions. Erosion control systems for areas outside the limits of construction such as storage sites, plant sites, waste sites, haul roads, and Contractor furnished borrow sites shall be installed prior to beginning soil disturbing activities at each area. These offsite systems shall be designed by the Contractor and be subject to the approval of the Engineer.”

Add the following paragraph after the third paragraph of Article 280.03 of the Standard Specifications:

“The temporary erosion and sediment control systems shown on the plans represent the minimum systems anticipated for the project. Conditions created by the Contractor's operations, or for the Contractor's convenience, which are not covered by the plans, shall be protected as directed by the Engineer at no additional cost to the Department. Revisions or modifications of the erosion and sediment control systems shall have the Engineer's written approval.”

Add the following paragraph after the ninth paragraph of Article 280.07 of the Standard Specifications:

“Temporary or permanent erosion control systems required for areas outside the limits of construction will not be measured for payment.”

Delete the tenth (last) paragraph of Article 280.08 of the Standard Specifications.

THERMOPLASTIC PAVEMENT MARKINGS (BDE)

Effective: January 1, 2007

Revise Article 1095.01(a)(2) of the Standard Specifications to read:

“(2) Pigment. The pigment used for the white thermoplastic compound shall be a high-grade pure (minimum 93 percent) titanium dioxide (TiO₂). The white pigment content shall be a minimum of ten percent by weight and shall be uniformly distributed throughout the thermoplastic compound.

The pigments used for the yellow thermoplastic compound shall not contain any hazardous materials listed in the Environmental Protection Agency Code of Federal Regulations (CFR) 40, Section 261.24, Table 1. The combined total of RCRA listed heavy metals shall not exceed 100 ppm when tested by X-ray fluorescence spectroscopy. The pigments shall also be heat resistant, UV stable and color-fast yellows, golds, and oranges, which shall produce a compound which shall match Federal Standard 595 Color No. 33538. The pigment shall be uniformly distributed throughout the thermoplastic compound.”

Revise Article 1095.01(b)(1)e. of the Standard Specifications to read:

“e. Daylight Reflectance and Color. The thermoplastic compound after heating for four hours \pm five minutes at 425 ± 3 °F (218.3 ± 2 °C) and cooled at 77 °F (25 °C) shall meet the following requirements for daylight reflectance and color, when tested, using a color spectrophotometer with 45 degree circumferential/zero degree geometry, illuminant C, and two degree observer angle. The color instrument shall measure the visible spectrum from 380 to 720 nm with a wavelength measurement interval and spectral bandpass of 10 nm.

White: Daylight Reflectance75 percent min.

*Yellow: Daylight Reflectance45 percent min.

*Shall meet the coordinates of the following color tolerance chart.

x	0.490	0.475	0.485	0.530
y	0.470	0.438	0.425	0.456”

Revise Article 1095.01(b)(1)k. of the Standard Specifications to read:

“k. Accelerated Weathering. After heating the thermoplastic for four hours \pm five minutes at 425 ± 3 °F (218.3 ± 2 °C) the thermoplastic shall be applied to a steel wool abraded aluminum alloy panel (Federal Test Std. No. 141, Method 2013) at a film thickness of 30 mils (0.70 mm) and allowed to cool for 24 hours at room temperature. The coated panel shall be subjected to accelerated weathering using the light and water exposure apparatus (fluorescent UV - condensation type) for 75 hours according to ASTM G 53 (equipped with UVB-313 lamps).

The cycle shall consist of four hours UV exposure at 122 °F (50 °C) followed by four hours of condensation at 104 °F (40 °C). UVB 313 bulbs shall be used. At the end of the exposure period, the panel shall not exceed 10 Hunter Lab Delta E units from the original material.”

TRAINING SPECIAL PROVISIONS

This Training Special Provision supersedes Section 7b of the Special Provision entitled “Specific Equal Employment Opportunity Responsibilities,” and is in implementation of 23 U.S.C. 140(a).

As part of the contractor's equal employment opportunity affirmative action program, training shall be provided as follows:

The contractor shall provide on-the-job training aimed at developing full journeyman in the type of trade or job classification involved. The number of trainees to be trained under this contract will be 3. In the event the contractor subcontracts a portion of the contract work, he shall determine how many, if any, of the trainees are to be trained by the subcontractor, provided however, that the contractor shall retain the primary responsibility for meeting the training requirements imposed by this special provision. The contractor shall also insure that this Training Special Provision is made applicable to such subcontract. Where feasible, 25 percent of apprentices or trainees in each occupation shall be in their first year of apprenticeship or training.

The number of trainees shall be distributed among the work classifications on the basis of the contractor's needs and the availability of journeymen in the various classifications within the reasonable area of recruitment. Prior to commencing construction, the contractor shall submit to the Illinois Department of Transportation for approval the number of trainees to be trained in each selected classification and training program to be used. Furthermore, the contractor shall specify the starting time for training in each of the classifications. The contractor will be credited for each trainee employed by him on the contract work who is currently enrolled or becomes enrolled in an approved program and will be reimbursed for such trainees as provided hereinafter.

Training and upgrading of minorities and women toward journeyman status is a primary objective of this Training Special Provision. Accordingly, the contractor shall make every effort to enroll minority trainees and women (e.g. by conducting systematic and direct recruitment through public and private sources likely to yield minority and women trainees) to the extent such persons are available within a reasonable area of recruitment. The contractor will be responsible for demonstrating the steps that he has taken in pursuance thereof, prior to a determination as to whether the contractor is in compliance with this Training Special Provision. This training commitment is not intended, and shall not be used, to discriminate against any applicant for training, whether a member of a minority group or not.

No employee shall be employed as a trainee in any classification in which he has successfully completed a training course leading to journeyman status or in which he has been employed as a journeyman. The contractor should satisfy this requirement by including appropriate questions in the employee application or by other suitable means. Regardless of the method used the contractor's records should document the findings in each case.

The minimum length and type of training for each classification will be as established in the training program selected by the contractor and approved by the Illinois Department of Transportation and the Federal Highway Administration. The Illinois Department of Transportation and the Federal Highway Administration shall approve a program, if it is reasonably calculated to meet the equal employment opportunity obligations of the contractor and to qualify the average trainee for journeyman status in the classification concerned by the end of the training period. Furthermore, apprenticeship programs registered with the U.S. Department of Labor, Bureau of Apprenticeship and Training, or with a State apprenticeship agency recognized by the Bureau and training programs approved by not necessarily

sponsored by the U.S. Department of Labor, Manpower Administration, Bureau of Apprenticeship and Training shall also be considered acceptable provided it is being administered in a manner consistent with the equal employment obligations of Federal-aid highway construction contracts. Approval or acceptance of a training program shall be obtained from the State prior to commencing work on the classification covered by the program. It is the intention of these provisions that training is to be provided in the construction crafts rather than clerk-typists or secretarial-type positions. Training is permissible in lower level management positions such as office engineers, estimators, timekeepers, etc., where the training is oriented toward construction applications. Training in the laborer classification may be permitted provided that significant and meaningful training is provided and approved by the Illinois Department of Transportation and the Federal Highway Administration. Some offsite training is permissible as long as the training is an integral part of an approved training program and does not comprise a significant part of the overall training.

Except as otherwise noted below, the contractor will be reimbursed 80 cents per hour of training given an employee on this contract in accordance with an approved training program. As approved by the Engineer, reimbursement will be made for training of persons in excess of the number specified herein. This reimbursement will be made even though the contractor receives additional training program funds from other sources, provided such other source does not specifically prohibit the contractor from receiving other reimbursement. Reimbursement for offsite training indicated above may only be made to the contractor where he does one or more of the following and the trainees are concurrently employed on a Federal-aid project; contributes to the cost of the training, provides the instruction to the trainee or pays the trainee's wages during the offsite training period.

No payment shall be made to the contractor if either the failure to provide the required training, or the failure to hire the trainee as a journeyman, is caused by the contractor and evidences a lack of good faith on the part of the contractor in meeting the requirement of this Training Special Provision. It is normally expected that a trainee will begin his training on the project as soon as feasible after start of work utilizing the skill involved and remain on the project as long as training opportunities exist in his work classification or until he has completed his training program.

It is not required that all trainees be on board for the entire length of the contract. A contractor will have fulfilled his responsibilities under this Training Special Provision if he has provided acceptable training to the number of trainees specified. The number trained shall be determined on the basis of the total number enrolled on the contract for a significant period.

Trainees will be paid at least 60 percent of the appropriate minimum journeyman's rate specified in the contract for the first half of the training period, 75 percent for the third quarter of the training period, and 90 percent for the last quarter of the training period, unless apprentices or trainees in an approved existing program are enrolled as trainees on this project. In that case, the appropriate rates approved by the Departments of Labor or Transportation in connection with the existing program shall apply to all trainees being trained for the same classification who are covered by this Training Special Provision.

The contractor shall furnish the trainee a copy of the program he will follow in providing the training. The contractor shall provide each trainee with a certification showing the type and length of training satisfactorily complete.

The contractor will provide for the maintenance of records and furnish periodic reports documenting his performance under this Training Special Provision.

METHOD OF MEASUREMENT The unit of measurement is in hours.

BASIS OF PAYMENT This work will be paid for at the contract unit price of 80 cents per hour for TRAINEES. The estimated total number of hours, unit price and total price have been included in the schedule of prices.

WORKING DAYS (BDE)

Effective: January 1, 2002

The Contractor shall complete the work within **230** working days.

BITUMINOUS MATERIALS COST ADJUSTMENTS (BDE) (RETURN FORM WITH BID)

Effective: November 2, 2006

Revised: April 1, 2009

Description. Bituminous material cost adjustments will be made to provide additional compensation to the Contractor, or credit to the Department, for fluctuations in the cost of bituminous materials when optioned by the Contractor. The adjustments shall apply to permanent and temporary hot-mix asphalt (HMA) mixtures, bituminous surface treatments (cover and seal coats), and pavement preservation type surface treatments. The adjustments shall not apply to bituminous prime coats, tack coats, crack filling/sealing, or joint filling/sealing.

The bidder shall indicate on the attached form whether or not this special provision will be part of the contract and submit the completed form with his/her bid. Failure to submit the form, or failure to fill out the form completely, shall make this contract exempt of bituminous materials cost adjustments.

Method of Adjustment. Bituminous materials cost adjustments will be computed as follows.

$$CA = (BPI_P - BPI_L) \times (\%AC_V / 100) \times Q$$

Where: CA = Cost Adjustment, \$.

BPI_P = Bituminous Price Index, as published by the Department for the month the work is performed, \$/ton (\$/metric ton).

BPI_L = Bituminous Price Index, as published by the Department for the month prior to the letting, \$/ton (\$/metric ton).

%AC_V = Percent of virgin Asphalt Cement in the Quantity being adjusted. For HMA mixtures, the % AC_V will be determined from the adjusted job mix formula. For bituminous materials applied, a performance graded or cutback asphalt will be considered to be 100% AC_V and undiluted emulsified asphalt will be considered to be 65% AC_V.

Q = Authorized construction Quantity, tons (metric tons) (see below).

For HMA mixtures measured in square yards: $Q, \text{ tons} = A \times D \times (G_{mb} \times 46.8) / 2000$. For HMA mixtures measured in square meters: $Q, \text{ metric tons} = A \times D \times (G_{mb} \times 24.99) / 1000$. When computing adjustments for full-depth HMA pavement, separate calculations will be made for the binder and surface courses to account for their different G_{mb} and $\% AC_V$.

For bituminous materials measured in gallons: $Q, \text{ tons} = V \times 8.33 \text{ lb/gal} \times SG / 2000$
For bituminous materials measured in liters: $Q, \text{ metric tons} = V \times 1.0 \text{ kg/L} \times SG / 1000$

Where: A = Area of the HMA mixture, sq yd (sq m).
D = Depth of the HMA mixture, in. (mm).
 G_{mb} = Average bulk specific gravity of the mixture, from the approved mix design.
V = Volume of the bituminous material, gal (L).
SG = Specific Gravity of bituminous material as shown on the bill of lading.

Basis of Payment. Bituminous materials cost adjustments may be positive or negative but will only be made when there is a difference between the BPI_L and BPI_P in excess of five percent, as calculated by:

$$\text{Percent Difference} = \{(BPI_L - BPI_P) \div BPI_L\} \times 100$$

Bituminous materials cost adjustments will be calculated for each calendar month in which applicable bituminous material is placed; and will be paid or deducted when all other contract requirements for the work placed during the month are satisfied. The adjustments shall not apply during contract time subject to liquidated damages for completion of the entire contract.

RETURN WITH BID

ILLINOIS DEPARTMENT OF TRANSPORTATION

OPTION FOR BITUMINOUS MATERIALS COST ADJUSTMENTS

The bidder shall submit this completed form with his/her bid. Failure to submit the form, or failure to fill out the form completely, shall make this contract exempt of bituminous materials cost adjustments. After award, this form, when submitted, shall become part of the contract.

Contract No.: _____

Company Name: _____

Contractor's Option:

Is your company opting to include this special provision as part of the contract?

Yes No

Signature: _____ **Date:** _____

FUEL COST ADJUSTMENT (BDE) (RETURN FORM WITH BID)

Effective: April 1, 2009

Description. Fuel cost adjustments will be made to provide additional compensation to the Contractor, or a credit to the Department, for fluctuations in fuel prices when optioned by the Contractor. The bidder shall indicate on the attached form whether or not this special provision will be part of the contract and submit the completed form with his/her bid. Failure to submit the form or failure to indicate contract number, company name and sign and date the form shall make this contract exempt of fuel cost adjustments for all categories of work. Failure to indicate "Yes" for any category of work will make that category of work exempt from fuel cost adjustment.

General. The fuel cost adjustment shall apply to contract pay items as grouped by category. The adjustment shall only apply to those categories of work checked "Yes", and only when the cumulative plan quantities for a category exceed the required threshold. Adjustments to work items in a category, either up or down, and work added by adjusted unit price will be subject to fuel cost adjustment only when the category representing the added work was subject to the fuel cost adjustment. Added work paid for by time and materials will not be subject to fuel cost adjustment. Category descriptions and thresholds for application and the fuel usage factors which are applicable to each are as follows:

(a) Categories of Work.

- (1) Category A: Earthwork. Contract pay items performed under Sections 202, 204, and 206 including any modified standard or nonstandard items where the character of the work to be performed is considered earthwork. The cumulative total of all applicable item plan quantities shall exceed 25,000 cu yd (20,000 cu m). Included in the fuel usage factor is a weighted average 0.10 gal/cu yd (0.50 liters/cu m) factor for trucking.
- (2) Category B: Subbases and Aggregate Base Courses. Contract pay items constructed under Sections 311, 312 and 351 including any modified standard or nonstandard items where the character of the work to be performed is considered construction of a subbase or aggregate, stabilized or modified base course. The cumulative total of all applicable item plan quantities shall exceed 5000 tons (4500 metric tons). Included in the fuel usage factor is a 0.60 gal/ton (2.50 liters/metric ton) factor for trucking.
- (3) Category C: Hot-Mix Asphalt (HMA) Bases, Pavements and Shoulders. Contract pay items constructed under Sections 355, 406, 407 and 482 including any modified standard or nonstandard items where the character of the work to be performed is considered HMA bases, pavements and shoulders. The cumulative total of all applicable item plan quantities shall exceed 5000 tons (4500 metric tons). Included in the fuel usage factor is 0.60 gal/ton (2.50 liters/metric ton) factor for trucking.

- (4) Category D: Portland Cement Concrete (PCC) Bases, Pavements and Shoulders. Contract pay items constructed under Sections 353, 420, 421 and 483 including any modified standard or nonstandard items where the character of the work to be performed is considered PCC base, pavement or shoulder. The cumulative total of all applicable item plan quantities shall exceed 7500 sq yd (6000 sq m). Included in the fuel usage factor is 1.20 gal/cu yd (5.94 liters/cu m) factor for trucking.
- (5) Category E: Structures. Structure items having a cumulative bid price that exceeds \$250,000 for pay items constructed under Sections 502, 503, 504, 505, 512, 516 and 540 including any modified standard or nonstandard items where the character of the work to be performed is considered structure work when similar to that performed under these sections and not included in categories A through D.

(b) Fuel Usage Factors.

English Units		
Category	Factor	Units
A - Earthwork	0.34	gal / cu yd
B – Subbase and Aggregate Base courses	0.62	gal / ton
C – HMA Bases, Pavements and Shoulders	1.05	gal / ton
D – PCC Bases, Pavements and Shoulders	2.53	gal / cu yd
E – Structures	8.00	gal / \$1000

Metric Units		
Category	Factor	Units
A - Earthwork	1.68	liters / cu m
B – Subbase and Aggregate Base courses	2.58	liters / metric ton
C – HMA Bases, Pavements and Shoulders	4.37	liters / metric ton
D – PCC Bases, Pavements and Shoulders	12.52	liters / cu m
E – Structures	30.28	liters / \$1000

(c) Quantity Conversion Factors.

Category	Conversion	Factor
B	sq yd to ton	0.057 ton / sq yd / in depth
	sq m to metric ton	0.00243 metric ton / sq m / mm depth
C	sq yd to ton	0.056 ton / sq yd / in depth
	sq m to metric ton	0.00239 m ton / sq m / mm depth
D	sq yd to cu yd	0.028 cu yd / sq yd / in depth
	sq m to cu m	0.001 cu m / sq m / mm depth

Method of Adjustment. Fuel cost adjustments will be computed as follows.

$$CA = (FPI_P - FPI_L) \times (FUF / 100) \times Q$$

Where: CA = Cost Adjustment, \$
FPI_P = Fuel Price Index, as published by the Department for the month the work is performed, \$/gal (\$/liter)
FPI_L = Fuel Price Index, as published by the Department for the month prior to the letting, \$/gal (\$/liter)
FUF = Fuel Usage Factor in the pay item(s) being adjusted
Q = Authorized construction Quantity, tons (metric tons) or cu yd (cu m)

The entire FUF indicated in paragraph (b) will be used regardless of use of trucking to perform the work.

Progress Payments. Fuel cost adjustments will be calculated for each calendar month in which applicable work is performed; and will be paid or deducted when all other contract requirements for the items of work are satisfied. The adjustments shall not apply during contract time subject to liquidated damages for completion of the entire contract.

Final Quantities. Upon completion of the work and determination of final pay quantities, an adjustment will be prepared to reconcile any differences between estimated quantities previously paid and the final quantities. The value for the balancing adjustment will be based on a weighted average of FPI_P and Q only for those months requiring the cost adjustment. The cost adjustment will be applicable to the final measured quantities of all applicable pay items.

Basis of Payment. Fuel cost adjustments may be positive or negative but will only be made when there is a difference between the FPI_L and FPI_P in excess of five percent, as calculated by:

$$\text{Percent Difference} = \{(FPI_L - FPI_P) \div FPI_L\} \times 100$$

RETURN WITH BID

ILLINOIS DEPARTMENT OF TRANSPORTATION

OPTION FOR FUEL COST ADJUSTMENT

The bidder shall submit this completed form with his/her bid. Failure to submit the form or properly complete contract number, company name, and sign and date the form shall make this contract exempt of fuel cost adjustments in all categories. Failure to indicate "Yes" for any category of work at the time of bid will make that category of work exempt from fuel cost adjustment. After award, this form, when submitted shall become part of the contract.

Contract No.: _____

Company Name: _____

Contractor's Option:

Is your company opting to include this special provision as part of the contract plans for the following categories of work?

Category A Earthwork. Yes

Category B Subbases and Aggregate Base Courses Yes

Category C HMA Bases, Pavements and Shoulders Yes

Category D PCC Bases, Pavements and Shoulders Yes

Category E Structures Yes

Signature: _____ **Date:** _____

STORM WATER POLLUTION PREVENTION PLAN



Storm Water Pollution Prevention Plan

Route	<u>FAP 646</u>	Marked Rt.	<u>IL 40</u>
Section	<u>125W-1,RS-2</u>	Project No.	<u>n/a</u>
County	<u>Peoria</u>	Contract No.	<u>88679</u>


This plan has been prepared to comply with the provisions of the NPDES Permit Number ILR10, issued by the Illinois Environmental Protection Agency on May 30, 2003 for storm water discharges from Construction Site Activities. This plan has also been prepared to comply with the provisions of NPDES Permit Number ILR40 for discharges from small municipal separate storm sewer systems if checked below.

NPDES permits associated with this project:

- ILR10 Permit No. (if applicable): _____
 ILR40 Permit No. (if applicable): _____

I certify under penalty of law that this document and all attachments were prepared under my direction or supervision in accordance with a system designed to assure that qualified personnel properly gathered and evaluated the information submitted. Based on my inquiry of the person or persons who manage the system, or those persons directly responsible for gathering the information, the information submitted is, to the best of my knowledge and belief, true, accurate and complete. I am aware that there are significant penalties for submitting false information, including the possibility of fine and imprisonment for knowing violations.

Joseph E. Crowe
Print Name
Regional Engineer, Deputy Director of Highways
Title
Illinois Department of Transportation
Agency


Signature
March 19, 2009
Date

I. Site Description:

A. The following is a description of the project location:

The work involves widening IL Route 40 from two lanes to four lanes with a flush median. Intersecting side roads will be reconstructed or relocated and new frontage roads and service drives will be constructed. The work includes: demolition, clearing, earthwork, pavement patching, drainage items, bituminous base course and widening with resurfacing, full depth bituminous concrete pavement, traffic signals, pavement markings, signing and other associated work.

B. The following is a description of the construction activity which is the subject of this plan:

Placement of roadway bed and cutting ditches.

C. The following is a description of the intended sequence of major activities which will disturb soils for major portions of the construction site, such as grubbing, excavation and grading:

Demolition, clearing, construct earthwork, culverts, and cutting final ditches.

D. The total area of the construction site is estimated to be 58 acres.

The total area of the site that is estimated will be disturbed by excavation, grading or other activities is 53 acres.

E. The following is a weighted average of the runoff coefficient for this project after construction activities are completed:

0.75 and variable

F. The following is a description of the soil types found at the project site followed by information regarding their erosivity:

The soil types consist of silt, loam, clay, silty loam, clay loam and widely interspersed areas of sand, gravelly sand, and gravelly sandy loam.

G. The following is a description of potentially erosive areas associated with this project:

Mainline Station 17+225 to Station 17+498
 Cedar Hills Drive (East)

H. The following is a description of soil disturbing activities, their locations, and their erosive factors (e.g. steepness of slopes, length of slopes, etc):

Entire project will be disturbed for the construction of new pavement, driveways, and cutting new ditches.

I. See the erosion control plans and/or drainage plans for this contract for information regarding drainage patterns, approximate slopes anticipated before and after major grading activities, locations where vehicles enter or exit the site and controls to prevent offsite sediment tracking (to be added after contractor identifies locations), areas of soil disturbance, the location of major structural and non-structural controls identified in the plan, the location of areas where stabilization practices are expected to occur, surface waters (including wetlands) and locations where storm water is discharged to surface water including wetlands.

J. The following is a list of receiving water(s) and the ultimate receiving water(s), and areal extent of wetland acreage at the site. The location of the receiving waters can be found on the erosion and sediment control plans:

N/A

K. The following pollutants of concern will be associated with this construction project:

- | | |
|---|--|
| <input checked="" type="checkbox"/> Soil Sediment | <input checked="" type="checkbox"/> Petroleum (gas, diesel, oil, kerosene, hydraulic oil / fluids) |
| <input checked="" type="checkbox"/> Concrete | <input type="checkbox"/> Antifreeze / Coolants |
| <input checked="" type="checkbox"/> Concrete Truck Waste | <input checked="" type="checkbox"/> Waste water from cleaning construction equipment |
| <input checked="" type="checkbox"/> Concrete Curing Compounds | <input type="checkbox"/> Other (specify) |
| <input type="checkbox"/> Solid Waste Debris | <input type="checkbox"/> Other (specify) |
| <input type="checkbox"/> Paints | <input type="checkbox"/> Other (specify) |
| <input type="checkbox"/> Solvents | <input type="checkbox"/> Other (specify) |
| <input checked="" type="checkbox"/> Fertilizers / Pesticides | <input type="checkbox"/> Other (specify) |

II. Controls:

This section of the plan addresses the controls that will be implemented for each of the major construction activities described in I.C. above and for all use areas, borrow sites, and waste sites. For each measure discussed, the contractor will be responsible for its implementation as indicated. The contractor shall provide to the resident engineer a plan for the implementation of the measures indicated. The contractor, and subcontractors, will notify the resident engineer of any proposed changes, maintenance, or modifications to keep construction activities compliant with the permit. Each such contractor has signed the required certification on forms which are attached to, and are a part of, this plan:

A. Erosion and Sediment Controls

1. Stabilized Practices: Provided below is a description of interim and permanent stabilization practices, including site specific scheduling of the implementation of the practices. Site plans will ensure that existing vegetation is preserved where attainable and disturbed portions of the site will be stabilized. Stabilization practices may include but are not limited to: temporary seeding, permanent seeding, mulching, geotextiles, sodding, vegetative buffer strips, protection of trees, preservation of mature vegetation, and other appropriate measures. Except as provided below in II(A)(1)(a) and II(A)(3), stabilization measures shall be initiated as soon as practicable in portions of the site where construction activities have temporarily or permanently ceased, but in no case more than 14 days after the construction activity in that portion of the site has temporarily or permanently ceases on all disturbed portions of the site where construction will not occur for a period of 21 or more calendar days.

- a. Where the initiation of stabilization measures by the 14th day after construction activity temporarily or permanently ceases is precluded by snow cover, stabilization measures shall be initiated as soon as practicable thereafter.

The following Stabilization Practices will be used for this project:

- | | |
|---|--|
| <input type="checkbox"/> Preservation of Mature Vegetation | <input checked="" type="checkbox"/> Erosion Control Blanket / Mulching |
| <input checked="" type="checkbox"/> Vegetated Buffer Strips | <input checked="" type="checkbox"/> Sodding |
| <input type="checkbox"/> Protection of Trees | <input type="checkbox"/> Geotextiles |
| <input checked="" type="checkbox"/> Temporary Erosion Control Seeding | <input type="checkbox"/> Other (specify) |
| <input type="checkbox"/> Temporary Turf (Seeding, Class 7) | <input type="checkbox"/> Other (specify) |
| <input type="checkbox"/> Temporary Mulching | <input type="checkbox"/> Other (specify) |
| <input checked="" type="checkbox"/> Permanent Seeding | <input type="checkbox"/> Other (specify) |

Describe how the Stabilization Practices listed above will be utilized:

Temporary practices, such as Temporary Erosion Control Seeding will be established immediately upon removal of vegetation when work is not ongoing and continuous. Perimeter Erosion Barrier, Temporary Ditch Checks will be established prior to removing existing vegetation. Monitoring of soil arresting measures, such as ditch checks and perimeter erosion barrier, will be immediate and ongoing after placement to ensure that the receiving streams remain clear of loose soil infiltration. Upon completion of the final grading and topsoil operations, permanent seeding, sodding and erosion control blanket will be required to be placed immediately upon completion of those operations.

2. Structural Practices: Provided below is a description of structural practices that will be implemented, to the degree attainable, to divert flows from exposed soils, store flows or otherwise limit runoff and the discharge of pollutants from exposed areas of the site. Such practices may include but are not limited to: perimeter erosion barrier, earth dikes, drainage swales, sediment traps, ditch checks, subsurface drains, pipe slope drains, level spreaders, storm drain inlet protection, rock outlet protection, reinforced soil retaining systems, gabions, and temporary or permanent sediment basins. The installation of these devices may be subject to Section 404 of the Clean Water Act.

The following Structural Practices will be used for this project:

- | | |
|--|---|
| <input checked="" type="checkbox"/> Perimeter Erosion Barrier | <input type="checkbox"/> Rock Outlet Protection |
| <input checked="" type="checkbox"/> Temporary Ditch Check | <input checked="" type="checkbox"/> Riprap |
| <input checked="" type="checkbox"/> Storm Drain Inlet Protection | <input type="checkbox"/> Gabions |
| <input type="checkbox"/> Sediment Trap | <input type="checkbox"/> Slope Mattress |
| <input type="checkbox"/> Temporary Pipe Slope Drain | <input type="checkbox"/> Retaining Walls |
| <input type="checkbox"/> Temporary Sediment Basin | <input type="checkbox"/> Slope Walls |
| <input type="checkbox"/> Temporary Stream Crossing | <input checked="" type="checkbox"/> Concrete Revetment Mats |
| <input type="checkbox"/> Stabilized Construction Exits | <input type="checkbox"/> Level Spreaders |
| <input type="checkbox"/> Turf Reinforcement Mats | <input type="checkbox"/> Other (specify) |
| <input type="checkbox"/> Permanent Check Dams | <input type="checkbox"/> Other (specify) |
| <input type="checkbox"/> Permanent Sediment Basin | <input type="checkbox"/> Other (specify) |
| <input type="checkbox"/> Aggregate Ditch | <input type="checkbox"/> Other (specify) |
| <input type="checkbox"/> Paved Ditch | <input type="checkbox"/> Other (specify) |

Describe how the Structural Practices listed above will be utilized:

Temporary ditch checks along with perimeter erosion barrier will be placed as described in Item 1 above. These items will be placed along the exposed slopes and graded drainage ditches immediately before the earthwork begins according to the temporary erosion control plan sheets as shown in the plans.

3. **Storm Water Management:** Provided below is a description of measures that will be installed during the construction process to control pollutants in storm water discharges that will occur after construction operations have been completed. The installation of these devices may be subject to Section 404 of the Clean Water Act.

- a. Such practices may include but are not limited to: storm water detention structures (including wet ponds), storm water retention structures, flow attenuation by use of open vegetated swales and natural depressions, infiltration of runoff on site, and sequential systems (which combine several practices).

The practices selected for implementation were determined on the basis of the technical guidance in Section 59-8 (Erosion and Sediment Control) in Chapter 59 (Landscape Design and Erosion Control) of the Illinois Department of Transportation Bureau of Design and Environment Manual. If practices other than those discussed in Section 59-8 are selected for implementation or if practices are applied to situations different from those covered in Section 59-8, the technical basis for such decisions will be explained below.

- b. Velocity dissipation devices will be placed at discharge locations and along the length of any outfall channel as necessary to provide a non-erosive velocity flow from the structure to a water course so that the natural physical and biological characteristics and functions are maintained and protected (e.g. maintenance of hydrologic conditions such as the hydroperiod and hydrodynamics present prior to the initiation of construction activities).

Description of Storm Water Management Controls.

Erosion control blanket and seeding are placed on 1:3 slopes or steeper and sodding or seeding is placed on all other disturbed areas.

4. **Other Controls:**

- a. Vehicle Entrances and Exits – Stabilized construction entrances and exits must be constructed to prevent tracking of sediments onto roadways.

The contractor will provide the resident engineer with a written plan identifying the location of stabilized entrances and exits and the procedures (s)he will use to construct and maintain them.

- b. Material Delivery, Storage, and Use – The following BMPs shall be implemented to help prevent discharges of construction materials during delivery, storage, and use:
- All products delivered to the project site must be properly labeled.
 - Water tight shipping containers and/or semi trailers shall be used to store hand tools, small parts, and most construction materials that can be carried by hand, such as paint cans, solvents, and grease.
 - A storage/containment facility should be chosen for larger items such as drums and items shipped or stored on pallets. Such material is to be covered by a tin roof or large sheets of plastic to prevent precipitation from coming in contact with the products being stored.
 - Large items such as light stands, framing materials and lumber shall be stored in the open in a general storage area. Such material shall be elevated with wood blocks to minimize contact with storm water runoff.
 - Spill clean-up materials, material safety data sheets, an inventory of materials, and emergency contact numbers shall be maintained and stored in one designated area and each Contractor is to inform his/her employees and the resident engineer of this location.

- c. **Stockpile Management** – BMPs shall be implemented to reduce or eliminate pollution of storm water from stockpiles of soil and paving materials such as but not limited to portland cement concrete rubble, asphalt concrete, asphalt concrete rubble, aggregate base, aggregate sub base, and pre-mixed aggregate. The following BMPs may be considered:
- Perimeter Erosion Barrier
 - Temporary Seeding
 - Temporary Mulch
 - Plastic Covers
 - Soil Binders
 - Storm Drain Inlet Protection

The contractor will provide the resident engineer with a written plan of the procedures (s)he will use on the project and how they will be maintained.

- d. **Waste Disposal.** No materials, including building materials, shall be discharged into Waters of the State, except as authorized by a Section 404 permit.
- e. The provisions of this plan shall ensure and demonstrate compliance with applicable State and/or local waste disposal, sanitary sewer or septic system regulations.
- f. The contractor shall provide a written and graphic plan to the resident engineer identifying where each of the above areas will be located and how they are to be managed.

5. **Approved State or Local Laws**

The management practices, controls and provisions contained in this plan will be in accordance with IDOT specifications, which are at least as protective as the requirements contained in the Illinois Environmental Protection Agency's Illinois Urban Manual, 1995. Procedures and requirements specified in applicable sediment and erosion site plans or storm water management plans approved by local officials shall be described or incorporated by reference in the space provided below. Requirements specified in sediment and erosion site plans, site permits, storm water management site plans or site permits approved by local officials that are applicable to protecting surface water resources are, upon submittal of an NOI, to be authorized to discharge under permit ILR10 incorporated by reference and are enforceable under this permit even if they are not specifically included in the plan.

Description of procedures and requirements specified in applicable sediment and erosion site plans or storm water management plans approved by local officials:

N/A

III. **Maintenance:**

The following is a description of procedures that will be used to maintain, in good and effective operating conditions, the vegetation, erosion and sediment control measures and other protective measures identified in this plan. The resident engineer will provide maintenance guides to the contractor for the practices associated with this project.

N/A

IV. **Inspections:**

Qualified personnel shall inspect disturbed areas of the construction site which have not yet been finally stabilized, structural control measures, and locations where vehicles and equipment enter and exit the site. Such inspections shall be conducted at least once every seven (7) calendar days and within 24 hours of the end of a storm that is 0.5 inches or greater or equivalent snowfall.

- A. Disturbed areas, use areas (storage of materials, stockpiles, machine maintenance, fueling, etc.), borrow sites, and waste sites shall be inspected for evidence of, or the potential for, pollutants entering the drainage system. Erosion and sediment control measures identified in the plan shall be observed to ensure that they are operating correctly. Discharge locations or points that are accessible, shall be inspected to ascertain whether erosion control measures are effective in preventing significant impacts to receiving waters. Locations where vehicles enter or exit the site shall be inspected for evidence of off site sediment tracking.
- B. Based on the results of the inspection, the description of potential pollutant sources identified in section I above and pollution prevention measures identified in section II above shall be revised as appropriate as soon as practicable after such inspection. Any changes to this plan resulting from the required inspections shall be implemented within ½ hour to 1 week based on the urgency of the situation. The resident engineer will notify the contractor of the time required to implement such actions through the weekly inspection report.
- C. A report summarizing the scope of the inspection, name(s) and qualifications of personnel making the inspection, the date(s) of the inspection, major observations relating to the implementation of this storm water pollution prevention plan, and actions taken in accordance with section IV(B) shall be made and retained as part of the plan for at least three (3) years after the date of the inspection. The report shall be signed in accordance with Part VI. G of the general permit.
- D. If any violation of the provisions of this plan is identified during the conduct of the construction work covered by this plan, the resident engineer shall complete and file an "Incidence of Noncompliance" (ION) report for the identified violation. The resident engineer shall use forms provided by the Illinois Environmental Protection Agency and shall include specific information on the cause of noncompliance, actions which were taken to prevent any further causes of noncompliance, and a statement detailing any environmental impact which may have resulted from the noncompliance. All reports of noncompliance shall be signed by a responsible authority in accordance with Part VI. G of the general permit.

The Incidence of Non-Compliance shall be mailed to the following address:

Illinois Environmental Protection Agency
Division of Water Pollution Control
Attn: Compliance Assurance Section
1021 North Grand East
Post Office Box 19276
Springfield, Illinois 62794-9276

V. Non-Storm Water Discharges:

Except for flows from fire fighting activities, sources of non-storm water that is combined with storm water discharges associated with the industrial activity addressed in this plan must be described below. Appropriate pollution prevention measures, as described below, will be implemented for the non-storm water component(s) of the discharge.

- A. Spill Prevention and Control – BMPs shall be implemented to contain and clean-up spills and prevent material discharges to the storm drain system. The contractor shall produce a written plan stating how his/her company will prevent, report, and clean up spills and provide a copy to all of his/her employees and the resident engineer. The contractor shall notify all of his/her employees on the proper protocol for reporting spills. The contractor shall notify the resident engineer of any spills immediately.
- B. Concrete Residuals and Washout Wastes – The following BMPs shall be implemented to control residual concrete, concrete sediments, and rinse water:
 - Temporary Concrete Washout Facilities shall be constructed for rinsing out concrete trucks. Signs shall be installed directing concrete truck drivers where designated washout facilities are located.
 - The contractor shall have the location of temporary concrete washout facilities approved by the resident engineer.
 - All temporary concrete washout facilities are to be inspected by the contractor after each use and all spills must be reported to the resident engineer and cleaned up immediately.
 - Concrete waste solids/liquids shall be disposed of properly.

- C. Litter Management – A proper number of dumpsters shall be provided on site to handle debris and litter associated with the project. The Contractor is responsible for ensuring his/her employees place all litter including marking paint cans, soda cans, food wrappers, wood lathe, marking ribbon, construction string, and all other construction related litter in the proper dumpsters.
- D. Vehicle and Equipment Cleaning – Vehicles and equipment are to be cleaned in designated areas only, preferably off site.
- E. Vehicle and Equipment Fueling – A variety of BMPs can be implemented during fueling of vehicles and equipment to prevent pollution. The contractor shall inform the resident engineer as to which BMPs will be used on the project. The contractor shall inform the resident engineer how (s)he will be informing his/her employees of these BMPs (i.e. signs, training, etc.). Below are a few examples of these BMPs:
- Containment
 - Spill Prevention and Control
 - Use of Drip Pans and Absorbents
 - Automatic Shut-Off Nozzles
 - Topping Off Restrictions
 - Leak Inspection and Repair
- F. Vehicle and Equipment Maintenance – On site maintenance must be performed in accordance with all environmental laws such as proper storage and no dumping of old engine oil or other fluids on site.

VI. Failure to Comply:

Failure to comply with any provisions of this Storm Water Pollution Prevention Plan will result in the implementation of an Erosion and Sediment Control Deficiency Deduction against the contractor and/or penalties under the NPDES permit which could be passed onto the contractor.



Contractor Certification Statement

The Resident Engineer is to make copies of this form and every contractor and sub-contractor will be required to complete their own separate form.

This certification statement is part of the Storm Water Pollution Prevention Plan for the project described below, in accordance with General NPDES Permit No. ILR10 issued by the Illinois Environmental Protection Agency.

Route	<u>FAP 646</u>	Marked Rt.	<u>IL 40</u>
Section	<u>125W-1,RS-2</u>	Project No.	<u>n/a</u>
County	<u>Peoria</u>	Contract No.	<u>88679</u>

I certify under penalty of law that I understand the terms of the general National Pollutant Discharge Elimination System (NPDES) permit (ILR 10) that authorizes the storm water discharges associated with industrial activity from the construction site identified as part of this certification. I have read and understand all of the information and requirements stated in the Storm Water Pollution Prevention Plan for the above mentioned project. I have provided all documentation required to be in compliance with the ILR10 and Storm Water Pollution Prevention Plan and will provide timely updates to these documents as necessary.

- Contractor
- Sub-Contractor

_____	_____
Print Name	Signature
_____	_____
Title	Date
_____	_____
Name of Firm	Telephone
_____	_____
Street Address	City/State/ZIP

**REQUIRED CONTRACT PROVISIONS
FEDERAL-AID CONSTRUCTION CONTRACTS**

	Page
I. General	1
II. Nondiscrimination	1
III. Nonsegregated Facilities	3
IV. Payment of Predetermined Minimum Wage.....	3
V. Statements and Payrolls	5
VI. Record of Materials, Supplies, and Labor.....	6
VII. Subletting or Assigning the Contract.....	6
VIII. Safety: Accident Prevention	7
IX. False Statements Concerning Highway Projects.....	7
X. Implementation of Clean Air Act and Federal Water Pollution Control Act	7
XI. Certification Regarding Debarment, Suspension, Ineligibility, and Voluntary Exclusion	8
XII. Certification Regarding Use of Contract Funds for Lobbying	9

ATTACHMENTS

**A. Employment Preference for Appalachian Contracts
(included in Appalachian contracts only)**

I. GENERAL

1. These contract provisions shall apply to all work performed on the contract by the contractor's own organization and with the assistance of workers under the contractor's immediate superintendence and to all work performed on the contract by piecework, station work, or by subcontract.
2. Except as otherwise provided for in each section, the contractor shall insert in each subcontract all of the stipulations contained in these Required Contract Provisions, and further require their inclusion in any lower tier subcontract or purchase order that may in turn be made. The Required Contract Provisions shall not be incorporated by reference in any case. The prime contractor shall be responsible for compliance by any subcontractor or lower tier subcontractor with these Required Contract Provisions.
3. A breach of any of the stipulations contained in these Required Contract Provisions shall be sufficient grounds for termination of the contract.
4. A breach of the following clauses of the Required Contract Provisions may also be grounds for debarment as provided in 29 CFR 5.12:

Section I, paragraph 2;
Section IV, paragraphs 1, 2, 3, 4 and 7;
Section V, paragraphs 1 and 2a through 2g.

5. Disputes arising out of the labor standards provisions of Section IV (except paragraph 5) and Section V of these Required Contract Provisions shall not be subject to the general disputes clause of this contract. Such disputes shall be resolved in accordance with the procedures of the U.S. Department of Labor (DOL) as set forth in 29 CFR 5, 6 and 7. Disputes within the meaning of this clause include disputes between the contractor (or any of its subcontractors) and the contracting agency, the DOL, or the contractor's employees or their representatives.

6. Selection of Labor: During the performance of this contract, the contractor shall not:

- a. Discriminate against labor from any other State, possession, or territory of the United States (except for employment preference for Appalachian contracts, when applicable, as specified in Attachment A), or

- b. Employ convict labor for any purpose within the limits of the project unless it is labor performed by convicts who are on parole, supervised release, or probation.

II. NONDISCRIMINATION

(Applicable to all Federal-aid construction contracts and to all related subcontracts of \$10,000 or more.)

1. Equal Employment Opportunity: Equal employment opportunity (EEO) requirements not to discriminate and to take affirmative action to assure equal opportunity as set forth under laws, executive orders, rules, regulations (28 CFR 35, 29 CFR 1630 and 41 CFR 60 (and orders of the Secretary of Labor as modified by the provisions prescribed herein, and imposed pursuant to 23 U.S.C. 140 shall constitute the EEO and specific affirmative action standards for the contractor's project activities under this contract. The Equal Opportunity Construction Contract Specifications set forth under 41 CFR 60-4.3 and the provisions of the American Disabilities Act of 1990 (42 U.S.C. 12101 et seq.) set forth under 28 CFR 35 and 29 CFR 1630 are incorporated by reference in this contract. In the execution of this contract, the contractor agrees to comply with the following minimum specific requirement activities of EEO:

a. The contractor will work with the State highway agency (SHA) and the Federal Government in carrying out EEO obligations and in their

review of his/her activities under the contract.

b. The contractor will accept as his operating policy the following

statement: "It is the policy of this Company to assure that applicants are employed, and that employees are treated during employment, without regard to their race, religion, sex, color, national origin, age or disability. Such action shall include: employment, upgrading, demotion, or transfer; recruitment or recruitment advertising; layoff or termination; rates of pay or other forms of compensation; and selection for training, including apprenticeship, preapprenticeship, and/or on-the-job-training."

2. EEO Officer: The contractor will designate and make known to the SHA contracting officers an EEO Officer who will have the responsibility for an must be capable of effectively administering and promoting an active contractor program of EEO and who must be assigned adequate authority and responsibility to do so.

3. Dissemination of Policy: All members of the contractor's staff who are authorized to hire, supervise, promote, and discharge employees, or who recommend such action, or who are substantially involved in such action, will be made fully cognizant of, and will implement, the contractor's EEO policy and contractual responsibilities to provide EEO in each grade and classification of employment. To ensure that the above agreement will be met, the following actions will be taken as a minimum:

a. Periodic meetings of supervisory and personnel office employees will be conducted before the start of work and then not less often than once every six months, at which time the contractor's EEO policy and its implementation will be reviewed and explained. The meetings will be conducted by the EEO Officer.

b. All new supervisory or personnel office employees will be given a thorough indoctrination by the EEO Officer, covering all major aspects of the contractor's EEO obligations within thirty days following their reporting for duty with the contractor.

c. All personnel who are engaged in direct recruitment for the project will be instructed by the EEO Officer in the contractor's procedures for locating and hiring minority group employees.

d. Notices and posters setting forth the contractor's EEO policy will be placed in areas readily accessible to employees,

applicants for employment and potential employees.

e. The contractor's EEO policy and the procedures to implement such policy will be brought to the attention of employees by means of meetings, employee handbooks, or other appropriate means.

4. Recruitment: When advertising for employees, the contractor will include in all advertisements for employees the notation: "An Equal Opportunity Employer." All such advertisements will be placed in publications having a large circulation among minority groups in the area from which the project work force would normally be derived.

a. The contractor will, unless precluded by a valid bargaining agreement, conduct systematic and direct recruitment through public and private employees referral sources likely to yield qualified minority group applicants. To meet this requirement, the contractor will identify sources of potential minority group employees, and establish which such identified sources procedures whereby minority group applicants may be referred to the contractor for employment consideration.

b. In the event the contractor has a valid bargaining agreement providing for exclusive hiring hall referrals, he is expected to observe the provisions of that agreement to the extent that the system permits the contractor's compliance with EEO contract provisions. (The DOL has held that where implementation of such agreements have the effect of discriminating against minorities or women, or obligates the contractor to do the same, such implementation violates Executive Order 11246, as amended.)

c. The contractor will encourage his present employees to refer minority group applicants for employment. Information and procedures with regard to referring minority group applicants will be discussed with employees.

5. Personnel Actions: Wages, working conditions, and employee benefits shall be established and administered, and personnel actions of every type, including hiring, upgrading, promotion, transfer, demotion, layoff, and termination, shall be taken without regard to race, color, religion, sex, national origin, age or disability. The following procedures shall be followed:

a. The contractor will conduct periodic inspections of project sites to insure that working conditions and employee facilities do not indicate discriminatory treatment of project site personnel.

b. The contractor will periodically evaluate the spread of wages paid within each classification to determine any evidence of discriminatory wage practices.

c. The contractor will periodically review selected personnel actions in depth to determine whether there is evidence of discrimination. Where evidence is found, the contractor will promptly take corrective action. If the review indicates that the discrimination may extend beyond the actions reviewed, such corrective action shall include all affected persons.

d. The contractor will promptly investigate all complaints of alleged discrimination made to the contractor in connection with his obligations under this contract, will attempt to resolve such complaints, and will take appropriate corrective action within a reasonable time. If the investigation indicates that the discrimination may affect persons other than the complainant, such corrective action shall include such other persons. Upon completion of each investigation, the contractor will inform every complainant of all of his avenues of appeal.

6. Training and Promotion:

a. The contractor will assist in locating, qualifying, and increasing the skills of minority group and women employees, and applicants for employment.

b. Consistent with the contractor's work force requirements and as permissible under Federal and State regulations, the contractor shall make full use of training programs, i.e., apprenticeship, and on-the-job training programs for the geographical area of contract performance. Where feasible, 25 percent of apprentices or trainees in each occupation shall be

in their first year of apprenticeship or training. In the event a special provision for training is provided under this contract, this subparagraph will be superseded as indicated in the special provision.

c. The contractor will advise employees and applicants for employment of available training programs and entrance requirements for each.

d. The contractor will periodically review the training and promotion potential of minority group and women employees and will encourage eligible employees to apply for such training and promotion.

7. Unions: If the contractor relies in whole or in part upon unions as a source of employees, the contractor will use his/her best efforts to obtain the cooperation of such unions to increase opportunities for minority groups and women within the unions, and to effect referrals by such unions of minority and female employees. Actions by the contractor either directly or through a contractor's association acting as agent will include the procedures set forth below:

a. The contractor will use best efforts to develop, in cooperation with the unions, joint training programs aimed toward qualifying more minority group members and women for membership in the unions and increasing the skills of minority group employees and women so that they may qualify for higher paying employment.

b. The contractor will use best efforts to incorporate an EEO clause into each union agreement to the end that such union will be contractually bound to refer applicants without regard to their race, color, religion, sex, national origin, age or disability.

c. The contractor is to obtain information as to the referral practices and policies of the labor union except that to the extent such information is within the exclusive possession of the labor union and such labor union refuses to furnish such information to the contractor, the contractor shall so certify to the SHA and shall set forth what efforts have been made to obtain such information.

d. In the event the union is unable to provide the contractor with a reasonable flow of minority and women referrals within the time limit set forth in the collective bargaining agreement, the contractor will, through independent recruitment efforts, fill the employment vacancies without regard to race, color, religion, sex, national origin, age or disability; making full efforts to obtain qualified and/or qualifiable minority group persons and women. (The DOL has held that it shall be no excuse that the union with which the contractor has a collective bargaining agreement providing for exclusive referral failed to refer minority employees.) In the event the union referral practice prevents the contractor from meeting the obligations pursuant to Executive Order 11246, as amended, and these special provisions, such contractor shall immediately notify the SHA.

8. Selection of Subcontractors, Procurement of Materials and Leasing of Equipment: The contractor shall not discriminate on the grounds of race, color, religion, sex, national origin, age or disability in the selection and retention of subcontractors, including procurement of materials and leases of equipment.

a. The contractor shall notify all potential subcontractors and suppliers of his/her EEO obligations under this contract.

b. Disadvantaged business enterprises (DBE), as defined in 49 CFR 23, shall have equal opportunity to compete for and perform subcontracts which the contractor enters into pursuant to this contract. The contractor will use his best efforts to solicit bids from and to utilize DBE subcontractors or subcontractors with meaningful minority group and female representation among their employees.

Contractors shall obtain lists of DBE construction firms from SHA

personnel.

c. The contractor will use his best efforts to ensure subcontractor compliance with their EEO obligations.

9. Records and Reports: The contractor shall keep such records as necessary to document compliance with the EEO requirements. Such records shall be retained for a period of three years following completion of the contract work and shall be available at reasonable times and places for inspection by authorized representatives of the SHA and the FHWA.

a. The records kept by the contractor shall document the following:

(1) The number of minority and non-minority group members and women employed in each work classification on the project;

(2) The progress and efforts being made in cooperation with unions, when applicable, to increase employment opportunities for minorities and women;

(3) The progress and efforts being made in locating, hiring, training, qualifying, and upgrading minority and female employees; and

(4) The progress and efforts being made in securing the services of

DBE subcontractors or subcontractors with meaningful minority and

female representation among their employees.

b. The contractors will submit an annual report to the SHA each July for the duration of the project, indicating the number of minority, women, and non-minority group employees currently engaged in each work classification required by the contract work. This information is to be reported on Form FHWA-1391. If on-the-job training is being required by special provision, the contractor will be required to collect and report training data.

III. NONSEGREGATED FACILITIES

(Applicable to all Federal-aid construction contracts and to all related subcontracts of \$10,000 or more.)

a. By submission of this bid, the execution of this contract or subcontract, or the consummation of this material supply agreement or purchase order, as appropriate, the bidder, Federal-aid construction contractor, subcontractor, material supplier, or vendor, as appropriate, certifies that the firm does not maintain or provide for its employees any segregated facilities at any of its establishments, and that the firm does not permit its employees to perform their services at any location, under its control, where segregated facilities are maintained. The firm agrees that a breach of this certification is a violation of the EEO provisions of this contract. The firm further certifies that no employee will be denied access to adequate facilities on the basis of sex or disability.

b. As used in this certification, the term "segregated facilities" means any waiting rooms, work areas, restrooms and washrooms, restaurants and other eating areas, timeclocks, locker rooms, and other storage or dressing areas, parking lots, drinking fountains, recreation or entertainment areas, transportation, and housing facilities provided for employees which are segregated by explicit directive, or are, in fact, segregated on the basis of race, color, religion, national origin, age or disability, because of habit, local custom, or otherwise. The only exception will be for the disabled when the demands for accessibility override (e.g. disabled parking).

c. The contractor agrees that it has obtained or will obtain identical certification from proposed subcontractors or material suppliers prior to award of subcontracts or consummation of material supply agreements of \$10,000 or more and that it will retain such certifications in its files.

IV. PAYMENT OF PREDETERMINED MINIMUM WAGE

(Applicable to all Federal-aid construction contracts exceeding \$2,000 and to all related subcontracts, except for projects located

on roadways classified as local roads or rural minor collectors, which are exempt.)

1. General:

a. All mechanics and laborers employed or working upon the site of the work will be paid unconditionally and not less often than once a week and without subsequent deduction or rebate on any account [except such payroll deductions as are permitted by regulations (29 CFR 3) issued by the Secretary of Labor under the Copeland Act (40 U.S.C. 276c)] the full amounts of wages and bona fide fringe benefits (or cash equivalents thereof) due at time of payment. The payment shall be computed at wage rates not less than those contained in the wage determination of the Secretary of Labor (hereinafter "the wage determination") which is attached hereto and made a part hereof, regardless of any contractual relationship which may be alleged to exist between the contractor or its subcontractors and such laborers and mechanics. The wage determination (including any additional classifications and wage rates conformed under paragraph 2 of this Section IV and the DOL poster (WH-1321) or Form FHWA-1495) shall be posted at all times by the contractor and its subcontractors at the site of the work in a prominent and accessible place where it can be easily seen by the workers. For the purpose of this Section, contributions made or costs reasonably anticipated for bona fide fringe benefits under Section 1(b)(2) of the Davis-Bacon Act (40 U.S.C. 276a) on behalf of laborers or mechanics are considered wages paid to such laborers or mechanics, subject to the provisions of Section IV, paragraph 3b, hereof. Also, for the purpose of this Section, regular contributions made or costs incurred for more than a weekly period (but not less often than quarterly) under plans, funds, or programs, which cover the particular weekly period, are deemed to be constructively made or incurred during such weekly period. Such laborers and mechanics shall be paid the appropriate wage rate and fringe benefits on the wage determination for the classification of work actually performed, without regard to skill, except as provided in paragraphs 4 and 5 of this Section IV.

b. Laborers or mechanics performing work in more than one classification may be compensated at the rate specified for each classification for the time actually worked therein, provided, that the employer's payroll records accurately set forth the time spent in each classification in which work is performed.

c. All rulings and interpretations of the Davis-Bacon Act and related acts contained in 29 CFR 1, 3, and 5 are herein incorporated by reference in this contract.

2. Classification:

a. The SHA contracting officer shall require that any class of laborers or mechanics employed under the contract, which is not listed in the wage determination, shall be classified in conformance with the wage determination.

b. The contracting officer shall approve an additional classification, wage rate and fringe benefits only when the following criteria have been met:

(1) the work to be performed by the additional classification requested is not performed by a classification in the wage determination;

(2) the additional classification is utilized in the area by the construction industry;

(3) the proposed wage rate, including any bona fide fringe benefits, bears a reasonable relationship to the wage rates contained in the wage determination; and

(4) with respect to helpers, when such a classification prevails in the area in which the work is performed.

c. If the contractor or subcontractors, as appropriate, the laborers and mechanics (if known) to be employed in the additional classification or their representatives, and the

contracting officer agree on the classification and wage rate (including the amount designated for fringe benefits where appropriate), a report of the action taken shall be sent by the contracting officer to the DOL, Administrator of the Wage and Hour Division, Employment Standards Administration, Washington, D.C. 20210. The Wage and Hour Administrator, or an authorized representative, will approve, modify, or disapprove every additional classification action within 30 days of receipt and so advise the contracting officer or will notify the contracting officer within the 30-day period that additional time is necessary.

d. In the event the contractor or subcontractors, as appropriate, the laborers or mechanics to be employed in the additional classification or their representatives, and the contracting officer do not agree on the proposed classification and wage rate (including the amount designated for fringe benefits, where appropriate), the contracting officer shall refer the question, including the views of all interested parties and the recommendation of the contracting officer, to the Wage and Hour Administrator for determination. Said Administrator, or an authorized representative, will issue a determination within 30 days of receipt and so advised the contracting officer or will notify the contracting officer within the 30-day period that additional time is necessary.

e. The wage rate (including fringe benefits where appropriate) determined pursuant to paragraph 2c or 2d of this Section IV shall be paid to all workers performing work in the additional classification from the first day on which work is performed in the classification.

3. Payment of Fringe Benefits:

a. Whenever the minimum wage rate prescribed in the contract for a class of laborers or mechanics includes a fringe benefit which is not expressed as an hourly rate, the contractor or subcontractors, as appropriate, shall either pay the benefit as stated in the wage determination or shall pay another bona fide fringe benefit or an hourly case equivalent thereof.

b. If the contractor or subcontractor, as appropriate, does not make payments to a trustee or other third person, he/she may consider as a part of the wages of any laborer or mechanic the amount of any cost reasonably anticipated in providing bona fide fringe benefits under a plan or program, provided that the Secretary of Labor has found, upon the written request of the contractor, that the applicable standards of the Davis-Bacon Act have been met. The Secretary of Labor may require the contractor to set aside in a separate account assets for the meeting of obligations under the plan or program.

4. Apprentices and Trainees (Programs of the U.S. DOL) and Helpers:

a. Apprentices:

(1) Apprentices will be permitted to work at less than the predetermined rate for the work they performed when they are employed pursuant to and individually registered in a bona fide apprenticeship program registered with the DOL, Employment and Training Administration, Bureau of Apprenticeship and Training, or with a State apprenticeship agency recognized by the Bureau, or if a person is employed in his/her first 90 days of probationary employment as an apprentice in such an apprenticeship program, who is not individually registered in the program, but who has been certified by the Bureau of Apprenticeship and Training or a State apprenticeship agency (where appropriate) to be eligible for probationary employment as an apprentice.

(2) The allowable ratio of apprentices to journeyman-level employees on the job site in any craft classification shall not be greater than the ratio permitted to the contractor as to the entire work force under the registered program. Any

employee listed on a payroll at an apprentice wage rate, who is not registered or otherwise employed as stated above, shall be paid not less than the applicable wage rate listed in the wage determination for the classification of work actually performed. In addition, any apprentice performing work on the job site in excess of the ratio permitted under the registered program shall be paid not less than the applicable wage rate on the wage determination for the work actually performed. Where a contractor or subcontractor is performing construction on a project in a locality other than that in which its program is registered, the ratios and wage rates (expressed in percentages of the journeyman-level hourly rate) specified in the contractor's or subcontractor's registered program shall be observed.

(3) Every apprentice must be paid at not less than the rate specified in the registered program for the apprentice's level of progress, expressed as a percentage of the journeyman-level hourly rate specified in the applicable wage determination. Apprentices shall be paid fringe benefits in accordance with the provisions of the apprenticeship program. If the apprenticeship program does not specify fringe benefits, apprentices must be paid

the full amount of fringe benefits listed on the wage determination

for the applicable classification. If the Administrator for the Wage

and Hour Division determines that a different practice prevails for

the applicable apprentice classification, fringes shall be paid in accordance with that determination.

(4) In the event the Bureau of Apprenticeship and Training, or a State apprenticeship agency recognized by the Bureau, withdraws approval of an apprenticeship program, the contractor or subcontractor will no longer be permitted to utilize apprentices at less than the applicable predetermined rate for the comparable work performed by regular employees until an acceptable program is approved.

b. Trainees:

(1) Except as provided in 29 CFR 5.16, trainees will not be permitted to work at less than the predetermined rate for the work performed unless they are employed pursuant to and individually registered in a program which has received prior approval, evidenced by formal certification by the DOL, Employment and Training Administration.

(2) The ratio of trainees to journeyman-level employees on the job site shall not be greater than permitted under the plan approved by the Employment and Training Administration. Any employee listed on the payroll at a trainee rate who is not registered and participating in a training plan approved by the Employment and Training Administration shall be paid not less than the applicable wage rate on the wage determination for the classification of work actually performed. In addition, any trainee performing work on the job site in excess of the ratio permitted under the registered program shall be paid not less than the applicable wage rate on the wage determination for the work actually performed.

(3) Every trainee must be paid at not less than the rate specified in the approved program for his/her level of progress, expressed as a percentage of the journeyman-level hourly rate specified in the applicable wage determination. Trainees shall be paid fringe benefits in accordance with the provisions of the trainee program. If the trainee program does not mention fringe benefits, trainees shall be paid the full amount of fringe benefits listed on the wage determination unless the Administrator of the Wage and Hour Division determines that there is an apprenticeship program associated with the corresponding journeyman-level wage rate on the wage determination which provides for less than full fringe benefits for apprentices, in which cases such trainees shall receive the same fringe benefits as apprentices.

(4) In the event the Employment and Training Administration

withdraws approval of a training program, the contractor or subcontractor will no longer be permitted to utilize trainees at less than the applicable predetermined rate for the work performed until an acceptable program is approved.

c. Helpers:

Helpers will be permitted to work on a project if the helper classification is specified and defined on the applicable wage determination or is approved pursuant to the conformance procedure set forth in Section IV. 2. Any worker listed on a payroll at a helper wage rate, who is not a helper under a approved definition, shall be paid not less than the applicable wage rate on the wage determination for the classification of work actually performed.

5. Apprentices and Trainees (Programs of the U.S. DOT):

Apprentices and trainees working under apprenticeship and skill training programs which have been certified by the Secretary of Transportation as promoting EEO in connection with Federal-aid highway construction programs are not subject to the requirements of paragraph 4 of this Section IV. The straight time hourly wage rates for apprentices and trainees under such programs will be established by the particular programs. The ratio of apprentices and trainees to journeymen shall not be greater than permitted by the terms of the particular program.

6. Withholding:

The SHA shall upon its own action or upon written request of an authorized representative of the DOL withhold, or cause to be withheld, from the contractor or subcontractor under this contract or any other Federal contract with the same prime contractor or any other Federally-assisted contract subject to Davis-Bacon prevailing wage requirements which is held by the same prime contractor, as much of the accrued payments or advances as may be considered necessary to pay laborers and mechanics, including apprentices, trainee's and helpers, employed by the contractor or any subcontractor the full amount of wages required by the contract. In the event of failure to pay any laborer or mechanic, including any apprentice, trainee, or helper, employed or working on the site of the work, all or part of the wages required by the contract, the SHA contracting officer may, after written notice to the contractor, take such action as may be necessary to cause the suspension of any further payment, advance, or guarantee of funds until such violations have ceased.

7. Overtime Requirements:

No contractor or subcontractor contracting for any part of the contract work which may require or involve the employment of laborers, mechanics, watchmen, or guards (including apprentices, trainees, and helpers described in paragraphs 4 and 5 above) shall require or permit any laborer, mechanic, watchman, or guard in any workweek in which he/she is employed on such work, to work in excess of 40 hours in such workweek unless such laborer, mechanic, watchman, or guard receives compensation at a rate not less than one-and-one-half times his/her basic rate of pay for all hours worked in excess of 40 hours in such workweek.

8. Violation:

Liability for Unpaid Wages; Liquidated Damages: In the event of any violation of the clause set forth in paragraph 7 above, the contractor and any subcontractor responsible thereof shall be liable to the affected employee for his/her unpaid wages. In addition, such contractor and subcontractor shall be liable to the United States (in the case of work done under contract for the District of Columbia or a territory, to such District or to such territory) for liquidated damages. Such liquidated damages shall be computed with respect to each individual laborer, mechanic, watchman, or guard employed in violation of the clause set forth in paragraph 7, in the sum of \$10 for each calendar day on which such employee was required or

permitted to work in excess of the standard work week of 40 hours without payment of the overtime wages required by the clause set forth in paragraph 7.

9. Withholding for Unpaid Wages and Liquidated Damages:

The SHA shall; upon its own action or upon written request of any authorized representative of the DOL withhold, or cause to be withheld, from any monies payable on account of work performed by the contractor or subcontractor under any such contract or any other Federal contract with the same prime contractor, or any other Federally-assisted contract subject to the Contract Work Hours and Safety Standards Act, which is held by the same prime contractor, such sums as may be determined to be necessary to satisfy any liabilities of such contractor or subcontractor for unpaid wages and liquidated damages as provided in the clause set forth in paragraph 8 above.

V. STATEMENTS AND PAYROLLS

(Applicable to all Federal-aid construction contracts exceeding \$2,000 and to all related subcontracts, except for projects located on roadways classified as local roads or rural collectors, which are exempt.)

1. Compliance with Copeland Regulations (29 CFR 3):

The contractor shall comply with the Copeland Regulations of the Secretary of Labor which are herein incorporated by reference.

2. Payrolls and Payroll Records:

- a. Payrolls and basic records relating thereto shall be maintained by the contractor and each subcontractor during the course of the work and preserved for a period of 3 years from the date of completion of the contract for all laborers, mechanics, apprentices, trainees, watchmen, helpers, and guards working at the site of the work.
- b. The payroll records shall contain the name, social security number, and address of each such employee; his or her correct classification; hourly rates of wages paid (including rates of contributions or costs anticipated for bona fide fringe benefits or cash equivalent thereof the types described in Section 1(b)(2)(B) of the Davis Bacon Act); daily and weekly number of hours worked; deductions made; and actual wages paid. In addition, for Appalachian contracts, the payroll records shall contain a notation indicating whether the employee does, or does not, normally reside in the labor area as defined in Attachment A, paragraph 1. Whenever the Secretary of Labor, pursuant to Section IV, paragraph 3b, has found that the wages of any laborer or mechanic include the amount of any costs reasonably anticipated in providing benefits under a plan or program described in Section 1(b)(2)(B) of the Davis Bacon Act, the contractor and each subcontractor shall maintain records which show that the commitment to provide such benefits is enforceable, that the plan or program is financially responsible, that the plan or program has been communicated in writing to the laborers or mechanics affected, and show the cost anticipated or the actual cost incurred in providing benefits. Contractors or subcontractors employing apprentices or trainees under approved programs shall maintain written evidence of the registration of apprentices and trainees, and ratios and wage rates prescribed in the applicable programs.
- c. Each contractor and subcontractor shall furnish, each week in which any contract work is performed, to the SHA resident engineer a payroll of wages paid each of its employees (including apprentices trainees, and helpers, described in Section IV, paragraphs 4 and 5, and watchmen and guards engaged on work during the preceding weekly payroll period). The payroll submitted shall set out accurately and completely

all of the information required to be maintained under paragraph 2b of this Section V. This information may be submitted in any form desired. Optional Form WH-347 is available for this purpose and may be purchased from the Superintendent of Documents (Federal stock number 029-005-0014-1), U.S. Government Printing Office, Washington, D.C. 20402. The prime contractor is responsible for submitting payroll copies of all subcontractors.

d. Each payroll submitted shall be accompanied by a "Statement of Compliance," signed by the Contractor or subcontractor or his/her agent who pays or supervises the payment of the persons employed under the contract and shall certify the following:

- (1) that the payroll for the payroll period contains the information required to be maintained under paragraph 2b of this Section V and that such information is correct and complete;
- (2) that such laborer or mechanic (including each helper, apprentice, and trainee) employed on the contract during the payroll period has been paid the full weekly wages earned, without rebate, either directly or indirectly, and that no deductions have been made either directly or indirectly from the full wages earned, other than permissible deductions as set forth in the Regulations, 29 CFR 3;
- (3) that each laborer or mechanic has been paid not less than the applicable wage rate and fringe benefits or cash equivalent for the classification of work performed, as specified in the applicable wage determination incorporated into the contract.

e. The weekly submission of a properly executed certification set forth on the reverse side of Optional Form WH-347 shall satisfy the requirement for submission of the "Statement of Compliance" required by paragraph 2d of this Section V.

f. The falsification of any of the above certifications may subject the contractor to civil or criminal prosecution under 18 U.S. C. 1001 and 31 U.S.C. 231.

g. The contractor or subcontractor shall make the records required under paragraph 2b of this Section V available for inspection, copying, or transcription by authorized representatives of the SHA, the FHWA, or the DOL, and shall permit such representatives to interview employees during working hours on the job. If the contractor or subcontractor fails to submit the required records or to make them available, the SHA, the FHWA, the DOL, or all may, after written notice to the contractor, sponsor, applicant, or owner, take such actions as may be necessary to cause the suspension of any further payment, advance, or guarantee of funds. Furthermore, failure to submit the required records upon request or to make such records available may be grounds for debarment action pursuant to 29 CFR 5.12.

VI. RECORD OF MATERIALS, SUPPLIES, AND LABOR

1. On all federal-aid contracts on the national highway system, except those which provide solely for the installation of protective devices at railroad grade crossings, those which are constructed on a force account or direct labor basis, highway beautification contracts, and contracts for which the total final construction cost for roadway and bridge is less than \$1,000,000 (23 CFR 635) the contractor shall:

- a. Become familiar with the list of specific materials and supplies contained in Form FHWA-47, "Statement of Materials and Labor Used by Contractor of Highway Construction Involving Federal Funds," prior to the commencement of work under this contract.
- b. Maintain a record of the total cost of all materials and supplies purchased for and incorporated in the work, and also of the quantities of those specific materials and supplies listed on Form FHWA-47, and in the units shown on Form FHWA-47.
- c. Furnish, upon the completion of the contract, to the SHA resident engineer on Form FHWA-47 together with the data

required in paragraph 1b relative to materials and supplies, a final labor summary of all contract work indicating the total hours worked and the total amount earned.

2. At the prime contractor's option, either a single report covering all contract work or separate reports for the contractor and for each subcontract shall be submitted.

VII. SUBLETTING OR ASSIGNING THE CONTRACT

1. The contractor shall perform with its own organization contract work amounting to not less than 30 percent (or a greater percentage if specified elsewhere in the contract) of the total original contract price, excluding any specialty items designated by the State. Specialty items may be performed by subcontract and the amount of any such specialty items performed may be deducted from the total original contract price before computing the amount of work required to be performed by the contractors' own organization (23 CFR 635).

- a. "Its own organization" shall be construed to include only workers employed and paid directly by the prime contractor and equipment owned or rented by the prime contractor, with or without operators. Such term does not include employees or equipment of a subcontractor, assignee, or agent of the prime contractor.
- b. "Specialty Items" shall be construed to be limited to work that requires highly specialized knowledge, abilities, or equipment not ordinarily available in the type of contracting organizations qualified and expected to bid on the contract as a whole and in general are to be limited to minor components of the overall contract.

2. The contract amount upon which the requirements set forth in paragraph 1 of Section VII is computed includes the cost of material and manufactured products which are to be purchased or produced by the contractor under the contract provisions.

3. The contractor shall furnish (a) a competent superintendent or supervisor who is employed by the firm, has full authority to direct performance of the work in accordance with the contract requirements, and is in charge of all construction operations (regardless of who performs the work) and (b) such other of its own organizational resources (supervision, management, and engineering services) as the SHA contracting officer determines is necessary to assure the performance of the contract.

4. No portion of the contract shall be sublet, assigned or otherwise disposed of except with the written consent of the SHA contracting officer, or authorized representative, and such consent when given shall not be construed to relieve the contractor of any responsibility for the fulfillment of the contract. Written consent will be given only after the SHA has assured that each subcontract is evidenced in writing and that it contains all pertinent provisions and requirements of the prime contract.

VIII. SAFETY: ACCIDENT PREVENTION

1. In the performance of this contract the contractor shall comply with all applicable Federal, State, and local laws governing safety, health, and sanitation (23 CFR 635). The contractor shall provide all safeguards, safety devices and protective equipment and take any other needed actions as it determines, or as the SHA contracting officer may determine, to be reasonably necessary to protect the life and health of employees on the job and the safety of the public and to protect property in connection with the performance of the work covered by the contract.

2. It is a condition of this contract, and shall be made a condition of each subcontract, which the contractor enters into pursuant to this contract, that the contractor and any subcontractor shall not permit any employee, in performance of the contract, to work in

surroundings or under conditions which are unsanitary, hazardous or dangerous to his/her health or safety, as determined under construction safety and health standards (29 CFR 1926) promulgated by the Secretary of Labor, in accordance with Section 107 of the Contract Work Hours and Safety Standards Act (40 U.S.C. 333).

3. Pursuant to 29 CFR 1926.3, it is a condition of this contract that the Secretary of Labor or authorized representative thereof, shall have right of entry to any site of contract performance to inspect or investigate the matter of compliance with the construction safety and health standards and to carry out the duties of the Secretary under Section 107 of the Contract Work Hours and Safety Standards Act (40 U.S.C. 333).

IX. FALSE STATEMENTS CONCERNING HIGHWAY PROJECTS

In order to assure high quality and durable construction in conformity with approved plans and specifications and a high degree of reliability on statements and representations made by engineers, contractors, suppliers, and workers on Federal-aid highway projects, it is essential that all persons concerned with the project perform their functions as carefully, thoroughly, and honestly as possible. Willful falsification, distortion, or misrepresentation with respect to any facts related to the project is a violation of Federal law. To prevent any misunderstanding regarding the seriousness of these and similar acts, the following notice shall be posted on each Federal-aid highway project (23 CFR 635) in one or more places where it is readily available to all persons concerned with the project:

NOTICE TO ALL PERSONNEL ENGAGED ON FEDERAL-AID HIGHWAY PROJECTS

18 U.S.C. 1020 reads as follows:

“Whoever, being an officer, agent or employee of the United States, or of any State or Territory, or whoever, whether a person, association, firm, or corporation, knowingly makes any false statement, false representation, or false report as to the character, quality, quantity, or cost of the material used or to be used, or the quantity or quality of the work performed or to be performed, or the cost thereof in connection with the submission of plans, maps, specifications, contracts, or costs of construction on any highway or related project submitted for approval to the Secretary of Transportation; or

Whoever knowingly makes any false statement, false representation, false report or false claim with respect to the character, quality, quantity, or cost of any work performed or to be performed, or materials furnished or to be furnished, in connection with the construction of any highway or related project approved by the Secretary of Transportation; or

Whoever knowingly makes any false statement or false representation as to material fact in any statement, certificate, or report submitted pursuant to provisions of the Federal-aid Roads Act approved July 1, 1916, (39 Stat. 355), as amended and supplemented;

Shall be fined not more than \$10,000 or imprisoned not more than 5 years or both.”

X. IMPLEMENTATION OF CLEAN AIR ACT AND FEDERAL WATER POLLUTION CONTROL ACT

(Applicable to all Federal-aid construction contracts and to all related subcontracts of \$100,000 or more).

By submission of this bid or the execution of this contract, or

subcontract, as appropriate, the bidder, Federal-aid construction contractor, or subcontractor, as appropriate, will be deemed to have stipulated as follows:

1. That any facility that is or will be utilized in the performance of this contract, unless such contract is exempt under the Clean Air Act, as amended (42 U.S.C. 1857 *et seq.*, as amended by Pub.L. 91-604), and under the Federal Water Pollution Control Act, as amended (33 U.S.C. 1251 *et seq.*, as amended by Pub.L. 92-500), Executive Order 11738, and regulations in implementation thereof (40 CFR 15) is not listed, on the date of contract award, on the U.S. Environmental Protection Agency (EPA) List of Violating Facilities pursuant to 40 CFR 15.20.

2. That the firm agrees to comply and remain in compliance with all the requirements of Section 114 of the Clean Air Act and Section 308 of the Federal Water Pollution Control Act and all regulations and guidelines listed thereunder.

3. That the firm shall promptly notify the SHA of the receipt of any communication from the Director, Office of Federal Activities, EPA indicating that a facility that is or will be utilized for the contract is under consideration to be listed on the EPA List of Violating Facilities.

4. That the firm agrees to include or cause to be included the requirements of paragraph 1 through 4 of this Section X in every nonexempt subcontract, and further agrees to take such action as the government may direct as a means of enforcing such requirements.

XI. CERTIFICATION REGARDING DEBARMENT, SUSPENSION, INELIGIBILITY AND VOLUNTARY EXCLUSION

1. Instructions for Certification - Primary Covered Transactions:

(Applicable to all Federal-aid contracts - 49 CFR 29)

- a. By signing and submitting this proposal, the prospective primary participant is providing the certification set out below.
- b. The inability of a person to provide the certification set out below will not necessarily result in denial of participation in this covered transaction. The prospective participant shall submit an explanation of why it cannot provide the certification set out below. The certification or explanation will be considered in connection with the department or agency's determination whether to enter into this transaction. However, failure of the prospective primary participant to furnish a certification or an explanation shall disqualify such a person from participation in this transaction.
- c. The certification in this clause is a material representation of fact upon which reliance was placed when the department or agency determined to enter into this transaction. If it is later determined that the prospective primary participant knowingly rendered an erroneous certification, in addition to other remedies available to the Federal Government, the department or agency may terminate this transaction for cause of default.
- d. The prospective primary participant shall provide immediate written notice to the department or agency to whom this proposal is submitted if any time the prospective primary participant learns that its certification was erroneous when submitted or has become erroneous by reason of changed circumstances.
- e. The terms "covered transaction," "debarred," "suspended," "ineligible," "lower tier covered transaction," "participant," "person," "primary covered transaction," "principal," "proposal," and "voluntarily excluded," as used in this clause, have the meanings set out in the Definitions and Coverage sections of rules implementing Executive Order 12549. You may contact the department or agency to which this proposal

is submitted for assistance in obtaining a copy of those regulations.

f. The prospective primary participant agrees by submitting this proposal that, should the proposed covered transaction be entered into, it shall not knowingly enter into any lower tier covered transaction with a person who is debarred, suspended, declared ineligible, or voluntarily excluded from participation in this covered transaction, unless authorized by the department or agency entering into this transaction.

g. The prospective primary participant further agrees by submitting this proposal that it will include the clause titled "Certification Regarding Debarment, Suspension, Ineligibility and Voluntary Exclusion-Lower Tier Covered Transaction," provided by the department or agency entering into this covered transaction, without modification in all lower tier covered transactions

and in all solicitations for lower tier covered transactions.

h. A participant in a covered transaction may rely upon a certification of a prospective participant in a lower tier covered transaction that is not debarred, suspended, ineligible, or voluntarily excluded from the covered transaction, unless it knows that the certification is erroneous. A participant may decide the method and frequency by which it determines the eligibility of its principals. Each participant may, but is not required to, check the nonprocurement portion of the "Lists of Parties Excluded from Federal Procurement or Nonprocurement Programs" (Nonprocurement List) which is compiled by the General Services Administration.

i. Nothing contained in the foregoing shall be construed to require establishment of a system of records in order to render in good faith the certification required by this clause. The knowledge and information of participant is not required to exceed that which is normally possessed by a prudent person in the ordinary course of business dealings.

j. Except for transactions authorized under paragraph f of these instructions, if a participant in a covered transaction knowingly enters into a lower tier covered transaction with a person who is suspended, debarred, ineligible, or voluntarily excluded from participation in this transaction, in addition to other remedies available to the Federal Government, the department or agency may terminate this transaction for cause or default.

Certification Regarding Debarment, Suspension, Ineligibility and Voluntary Exclusion-Primary Covered Transactions

1. The prospective primary participant certifies to the best of its knowledge and belief, that it and its principals:

- a. Are not presently debarred, suspended, proposed for debarment, declared ineligible, or voluntarily excluded from covered transactions by any Federal department or agency;
- b. Have not within a 3-year period preceding this proposal been convicted of or had a civil judgment rendered against them for commission of fraud or a criminal offense in connection with obtaining, attempting to obtain, or performing a public (Federal, State or local) transaction or contract under a public transaction; violation of Federal or State antitrust statutes or commission of embezzlement, theft, forgery, bribery, falsification or destruction of records, making false statements, or receiving stolen property;
- c. Are not presently indicted for or otherwise criminally or civilly charged by a governmental entity (Federal, State or local) with commission of any of the offenses enumerated in paragraph 1b of this certification; and
- d. Have not within a 3-year period preceding this application/proposal had one or more public transactions (Federal, State or local) terminated for cause or default.

to any of the statements in this certification, such prospective participant shall attach an explanation to this proposal.

2. Instructions for Certification - Lower Tier Covered Transactions:

(Applicable to all subcontracts, purchase orders and other lower tier transactions of \$25,000 or more - 49 CFR 29)

a. By signing and submitting this proposal, the prospective lower tier is providing the certification set out below.

b. The certification in this clause is a material representation of fact upon which reliance was placed when this transaction was entered into. If it is later determined that the prospective lower tier participant knowingly rendered an erroneous certification, in addition to other remedies available to the Federal Government, the department, or agency with which this transaction originated may pursue available remedies, including suspension and/or debarment.

c. The prospective lower tier participant shall provide immediate written notice to the person to which this proposal is submitted if at any time the prospective lower tier participant learns that its certification was erroneous by reason of changed circumstances.

d. The terms "covered transaction," "debarred," "suspended," "ineligible," "primary covered transaction," "participant," "person," "principal," "proposal," and "voluntarily excluded," as used in this clause, have the meanings set out in the Definitions and Coverage sections of rules implementing Executive Order 12549. You may contact the person to which this proposal is submitted for assistance in obtaining a copy of those regulations.

e. The prospective lower tier participant agrees by submitting this proposal that, should the proposed covered transaction be entered into, it shall not knowingly enter into any lower tier covered transaction with a person who is debarred, suspended, declared ineligible, or voluntarily excluded from participation in this covered transaction, unless authorized by the department or agency with which this transaction originated.

f. The prospective lower tier participant further agrees by submitting this proposal that it will include this clause titled "Certification Regarding Debarment, Suspension, Ineligibility and Voluntary Exclusion-Lower Tier Covered Transaction," without modification, in all lower tier covered transactions and in all solicitations for lower tier covered transactions.

g. A participant in a covered transaction may rely upon a certification of a prospective participant in a lower tier covered transaction that is not debarred, suspended, ineligible, or voluntarily excluded from the covered transaction, unless it knows that the certification is erroneous. A participant may decide the method and frequency by which it determines the eligibility of its principals. Each participant may, but is not required to, check the Nonprocurement List.

h. Nothing contained in the foregoing shall be construed to require establishment of a system of records in order to render in good faith the certification required by this clause. The knowledge and information of participant is not required to exceed that which is normally possessed by a prudent person in the ordinary course of business dealing.

i. Except for transactions authorized under paragraph e of these instructions, if a participant in a covered transaction knowingly enters into a lower tier covered transaction with a person who is suspended, debarred, ineligible, or voluntarily excluded from participation in this transaction, in addition to other remedies available to the Federal Government, the department or agency with which this transaction originated may pursue available remedies, including suspension and/or debarment.

2. Where the prospective primary participant is unable to certify

**Certification Regarding Debarment, Suspension, Ineligibility And
Voluntary Exclusion-Lower Tier Covered Transactions:**

1. The prospective lower tier participant certifies, by submission of this proposal, that neither it nor its principals is presently debarred, suspended, proposed for debarment, declared ineligible, or voluntarily excluded from participation in this transaction by any Federal department or agency.

2. Where the prospective lower tier participant is unable to certify to any of the statements in this certification, such prospective participant shall attach an explanation to this proposal.

**XII. CERTIFICATION REGARDING USE OF CONTRACT FUNDS FOR
LOBBYING**

(Applicable to all Federal-aid construction contracts and to all related subcontracts which exceed \$100,000 - 49 CFR 20)

1. The prospective participant certifies, by signing and submitting this bid or proposal, to the best of his or her knowledge and belief, that:

a. No Federal appropriated funds have been paid or will be paid, by or on behalf of the undersigned, to any person for influencing or attempting to influence an officer or employee of any Federal agency, a Member of Congress, an officer or employee of Congress, or an employee of a Member of Congress in connection with the awarding of any Federal contract, the making of any Federal grant, the making of any Federal loan, the entering into of any cooperative agreement, and the extension, continuation, renewal, amendment, or modification of any Federal contract, grant, loan, or cooperative agreement.

b. If any funds other than Federal appropriated funds have been paid or will be paid to any person for influencing or attempting to influence an officer or employee of any Federal agency, a Member of Congress, an officer or employee of Congress, or an employee of a Member of Congress in connection with this Federal contract, grant, loan, or cooperative agreement, the undersigned shall complete and submit Standard Form-LLL, "Disclosure Form to Report Lobbying," in accordance with its instructions.

2. This certification is a material representation of fact upon which reliance was placed when this transaction was made or entered into. Submission of this certification is a prerequisite for making or entering into this transaction imposed by 31 U.S.C. 1352. Any person who fails to file the required certification shall be subject to a civil penalty of not less than \$10,000 and not more than \$100,000 for each such failure.

3. The prospective participant also agrees by submitting his or her bid or proposal that he or she shall require that the language of this certification be included in all lower tier subcontracts, which exceed \$100,000 and that all such recipients shall certify and disclose accordingly.

**MINIMUM WAGES FOR FEDERAL AND FEDERALLY
ASSISTED CONSTRUCTION CONTRACTS**

This project is funded, in part, with Federal-aid funds and, as such, is subject to the provisions of the Davis-Bacon Act of March 3, 1931, as amended (46 Sta. 1494, as amended, 40 U.S.C. 276a) and of other Federal statutes referred to in a 29 CFR Part 1, Appendix A, as well as such additional statutes as may from time to time be enacted containing provisions for the payment of wages determined to be prevailing by the Secretary of Labor in accordance with the Davis-Bacon Act and pursuant to the provisions of 29 CFR Part 1. The prevailing rates and fringe benefits shown in the General Wage Determination Decisions issued by the U.S. Department of Labor shall, in accordance with the provisions of the foregoing statutes, constitute the minimum wages payable on Federal and federally assisted construction projects to laborers and mechanics of the specified classes engaged on contract work of the character and in the localities described therein.

General Wage Determination Decisions, modifications and supersedes decisions thereto are to be used in accordance with the provisions of 29 CFR Parts 1 and 5. Accordingly, the applicable decision, together with any modifications issued, must be made a part of every contract for performance of the described work within the geographic area indicated as required by an applicable DBRA Federal prevailing wage law and 29 CFR Part 5. The wage rates and fringe benefits contained in the General Wage Determination Decision shall be the minimum paid by contractors and subcontractors to laborers and mechanics.

NOTICE

The most current **General Wage Determination Decisions** (wage rates) are available on the IDOT web site. They are located on the Letting and Bidding page at <http://www.dot.state.il.us/desenv/delett.html>.

In addition, ten (10) days prior to the letting, the applicable Federal wage rates will be e-mailed to subscribers. It is recommended that all contractors subscribe to the Federal Wage Rates List or the Contractor's Packet through IDOT's subscription service.

PLEASE NOTE: if you have already subscribed to the Contractor's Packet you will automatically receive the Federal Wage Rates.

The instructions for subscribing are at <http://www.dot.state.il.us/desenv/subsc.html>.

If you have any questions concerning the wage rates, please contact IDOT's Chief Contract Official at 217-782-7806.