CONTRACT NO. 89524

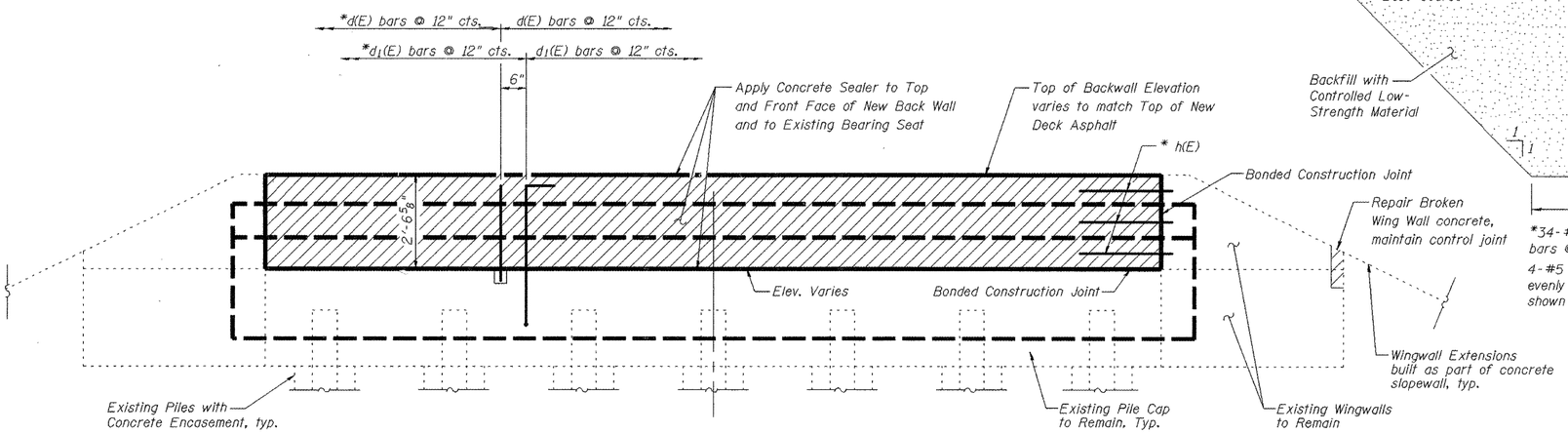

EAST ABUTMENT ELEVATION

Hatched Area to be poured after beams are in place.

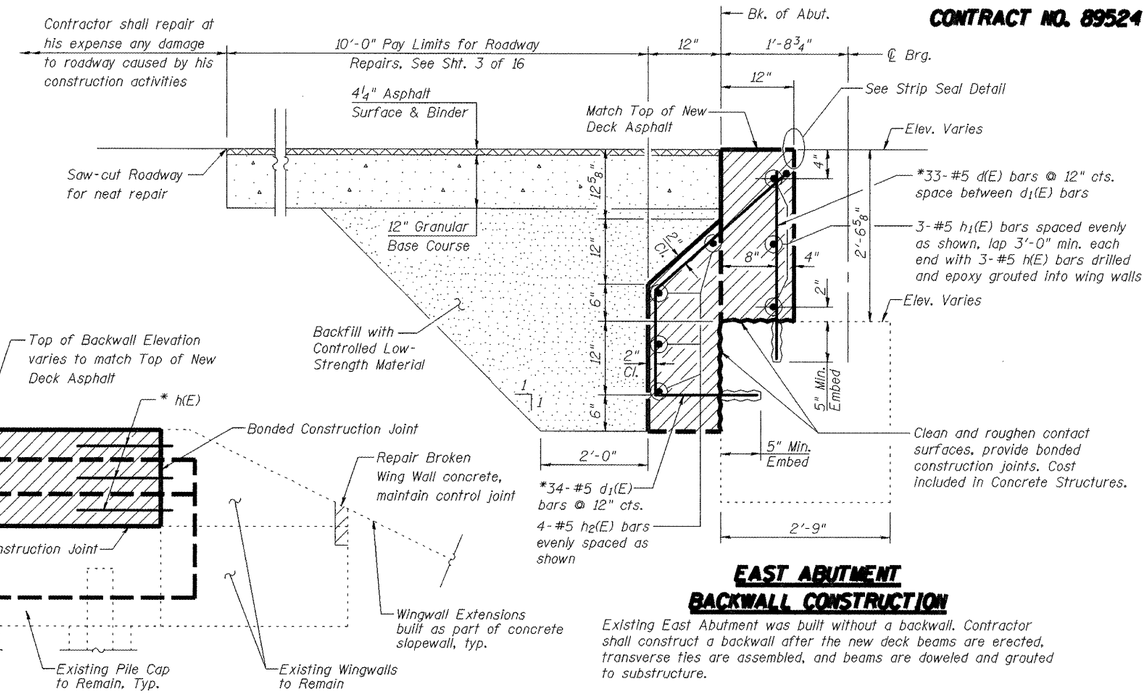

EAST ABUTMENT BACKWALL CONSTRUCTION

Existing East Abutment was built without a backwall. Contractor shall construct a backwall after the new deck beams are erected, transverse ties are assembled, and beams are doweled and grouted to substructure.

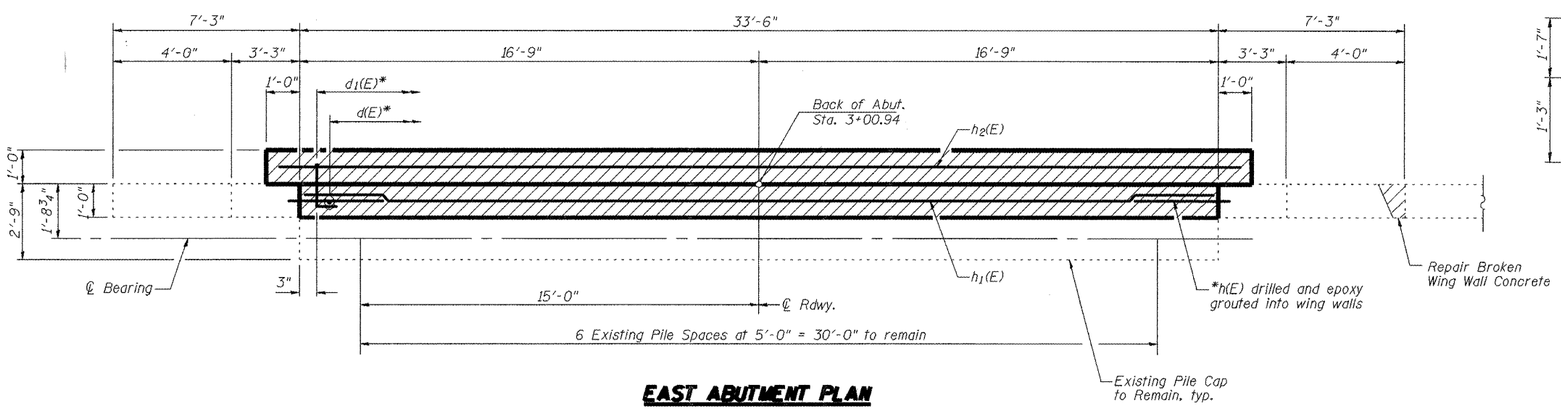

EAST ABUTMENT PLAN

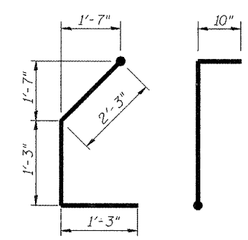

d1(E) BAR

EAST ABUTMENT BILL OF MATERIAL

	Bar	No.	Size	Length	Shape
*	d(E)	33	#5	2'-9"	
*	d1(E)	34	#5	5'-7"	
*	h(E)	6	#5	3'-6"	
	h1(E)	3	#5	33'-5"	
	h2(E)	4	#5	35'-2"	
	Reinforcement Bars, Epoxy Coated			Pound	570
	Structure Excavation			Cu. Yd.	17
	Concrete Structures			Cu. Yd.	6.5
	Controlled Low-Strength Material			Cu. Yd.	15
	Concrete Sealer			Sq. Ft.	178
	Structural Repair of Concrete, Depth > 5"			Sq. Ft.	2

*Drill and epoxy grout d(E) and d1(E) bars into concrete cap and h(E) bars into concrete wing walls in accordance with Section 584 of the Standard Specifications. Space to miss existing rebar. 5" minimum embedment into existing concrete.

EAST ABUTMENT DETAILS
SPOON RIVER ROAD
STATION 2+25.00

DESIGNED	PJL
CHECKED	LLV
DRAWN	MGM
CHECKED	PJL

AECOM
111 NE Jefferson Ave.
Peoria, Illinois 61602
Ph: 309.676.8464
Fax: 309.676.5445
IL Design Firm Reg. No. 184-001518
www.aecom.com

HWY	SECTION	COUNTY	TOTAL SHEETS	SHEET NO.
CH R15	08-00092-01-BR	PEORIA	16	16
STRUCTURE NO. 072-3101				
FED. ROAD DIST. NO.	ILLINOIS	FED. AID PROJECT BROS-143(050)		

4/10/2009 10:43:16 AM K:\PROJECTS\20080364 2\DGN\072-3101.dgn