F.A.P. RTE.	SECTION	COUNTY	TOTAL SHEETS	SHEET NO.
346	*	LAKE	469	12
STA.	TO STA.			
FED. ROAD DIST. NO. D-91-404-99	ILLINOIS	FED. AID PROJECT		

* 125X-HB-(1&2) R-1 CONTRACT # 60

SIGN DETAIL
1:50

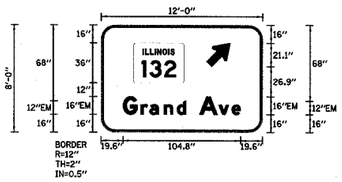

SIGN NUMBER	name	
WIDTH x HGHT.	12'-0" x 8'-0"	
BORDER WIDTH	2"	
CORNER RADIUS	12"	
MOUNTING	Ground Mount	
BACKGROUND	TYPE:	Reflective
	COLOR:	Green
LEGEND/BORDER	TYPE:	Reflective
	COLOR:	WhitePure White

SYMBOL	ROT	X	Y	WID	HT
ARUP	315	93.9	68.9	17.8	26.6
M150_3	0	28.9	44	45	38

Panel Style: guide_exp_interchange.sai
Dimensions are in inches.tenths
Letter locations are panel edge to lower left corner

LETTER POSITIONS (X)

G	r	a	n	d	A	v	e	LENGTH	SERIESSIZE
19.6	35.6	43.4	56.1	67.7	87.7	104.8	116.5	104.8	EM 2000 16,12,8.6

SIGN DETAIL
1:50

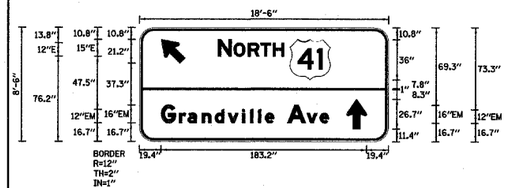

SIGN NUMBER	name	
WIDTH x HGHT.	18'-6" x 8'-6"	
BORDER WIDTH	2"	
CORNER RADIUS	12"	
MOUNTING	Ground Mount	
BACKGROUND	TYPE:	Reflective
	COLOR:	Green/Green
LEGEND/BORDER	TYPE:	Reflective
	COLOR:	WhitePure White

SYMBOL	ROT	X	Y	WID	HT
ARUP	45	19.4	70	17.8	26.7
M1_4	0	134.1	55.2	36	36
ARUP	0	164.8	11.3	17.8	26.7

Panel Style: guide_exp_interchange.sai
Dimensions are in inches.tenths
Letter locations are panel edge to lower left corner

LETTER POSITIONS (X)

N	O	R	T	H																LENGTH	SERIESSIZE
69.9	84.1	95.9	107.9	119																59.8	E 2000 15,12
G	r	a	n	d	v	i	l	l	e	A	v	e									EM 2000
19.4	35.4	43.2	55.9	67.5	78.9	91.7	98.9	106.1	112.2	132.1	149.3	160.9								149.4	16,12,8.6

SIGN DETAIL
1:50

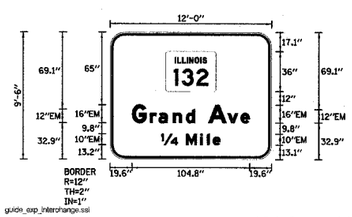

SIGN NUMBER	name	
WIDTH x HGHT.	12'-0" x 9'-6"	
BORDER WIDTH	2"	
CORNER RADIUS	12"	
MOUNTING	Ground Mount	
BACKGROUND	TYPE:	Reflective
	COLOR:	Green
LEGEND/BORDER	TYPE:	Reflective
	COLOR:	WhitePure White

SYMBOL	ROT	X	Y	WID	HT
M160_3	0	49.5	60.9	45	38

Panel Style: guide_exp_interchange.sai
Dimensions are in inches.tenths
Letter locations are panel edge to lower left corner

LETTER POSITIONS (X)

G	r	a	n	d	A	v	e	LENGTH	SERIESSIZE
19.6	35.6	43.4	56.1	67.7	87.7	104.8	116.5	104.8	EM 2000 16,12,8.8
M	i	l	l	e				52.5	EM 2000 10,10,7.3

SIGN DETAIL
1:50

NOTE: FOR DIMENSIONS OF THE DETAIL IN THE TOP PORTION OF THIS PANEL, SEE SIGN PANEL DETAIL SHEET 3 OF 3, PLACEMENT OF THIS DETAIL SHALL BE CENTERED IN THE TOP PORTION OF THE PANEL.

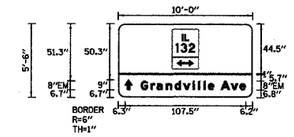

SIGN NUMBER	name	
WIDTH x HGHT.	10'-0" x 5'-6"	
BORDER WIDTH	1"	
CORNER RADIUS	6"	
MOUNTING	Ground Mount	
BACKGROUND	TYPE:	Reflective
	COLOR:	Green/Green
LEGEND/BORDER	TYPE:	Reflective
	COLOR:	WhitePure White

SYMBOL	ROT	X	Y	WID	HT
ARUP	0	6.3	6.7	6	9

Panel Style: guide_exp_interchange.sai
Dimensions are in inches.tenths
Letter locations are panel edge to lower left corner

LETTER POSITIONS (X)

G	r	a	n	d	v	i	l	l	e	A	v	e	LENGTH	SERIESSIZE
20.3	29.2	34.4	42.8	50.5	58.2	66.7	71.5	76.3	80.4	91.6	100.8	108.5	93.5	EM 2000 86.8

SURVEYED	BY	DATE
PLOTTED		
ALIGNMENT CHECKED		
PLAN		
PLOT OF BK. NOTES CHECKED		
AND FILE NAME		
PROFILE		
GRADES CHECKED		
PLAN		
STRUCTURE NOTATNS CHKD		
NOTE BOOK NO.		

REVISIONS	
NAME	DATE

ILLINOIS DEPARTMENT OF TRANSPORTATION
U.S. 41 (SKOKIE HIGHWAY)
AT IL ROUTE 132

SIGN PANEL DETAILS
SHEET 1 OF 3

SCALE: NOT TO SCALE DRAWN BY: JDE
DATE: MAY 12, 2008 CHECKED BY: AB