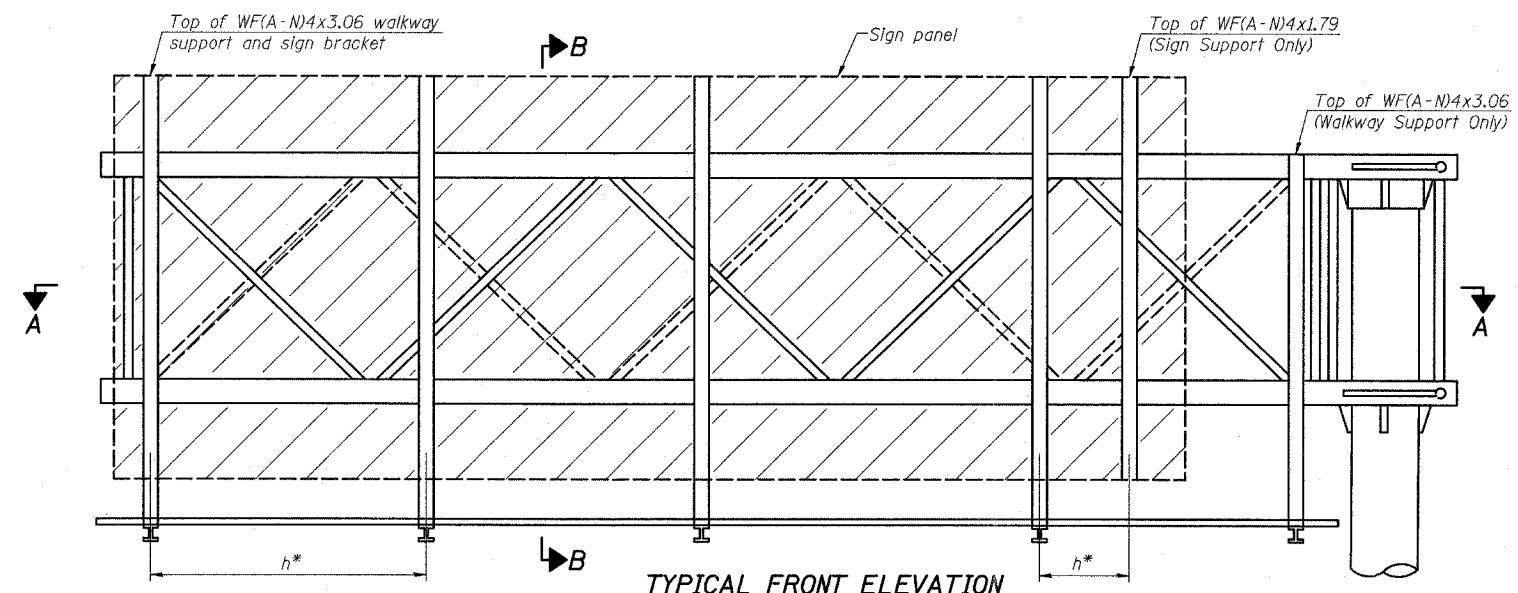
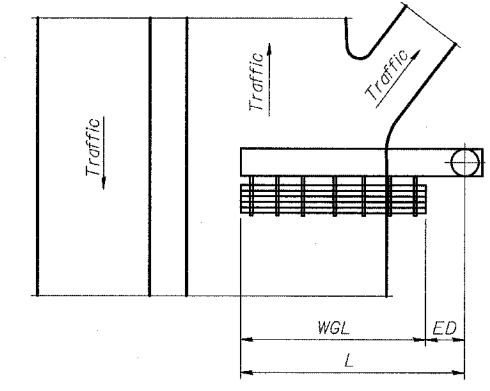


F.A.P. RTE.	SECTION	COUNTY	TOTAL SHEETS	SHEET NO.
346		LAKE	469	140
STA.	TO STA.			
FED. ROAD DIST. NO. D-91-404-99	ILLINOIS	FED. AID PROJ. NO.		
125X-HB-(1&2) R-1	CONTRACT		601	

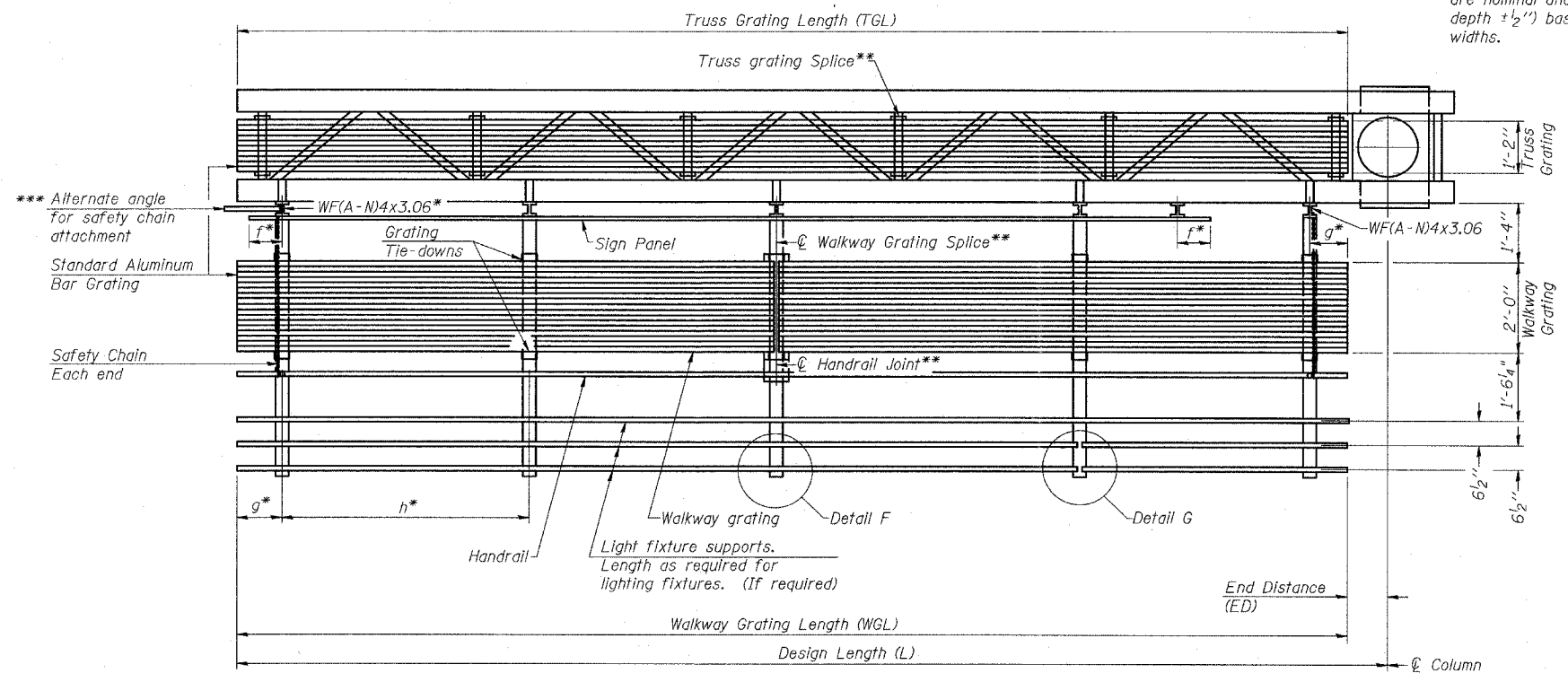


**TYPICAL FRONT ELEVATION**  
With lights and handrail omitted for clarity.



**PLAN WALKWAY AND HANDRAIL SKETCH**  
(Road plan beneath truss varies)

Walkway and truss grating dimensions are nominal and may vary (width ± 1/2", depth ± 1/2") based on available standard widths.



**SECTION A-A**

Truss grating to facilitate inspection shall run full length of cantilevers. Cost of truss grating is included in Overhead Sign Structure Cantilever.

Handrail and walkway grating shall span a minimum of three brackets between splices.  
\*\* Use and location of handrail joints or grating splices are optional, based on lengths needed and material availability.

$$TGL = L - \left( \frac{\text{Post O.D.}}{2} + 6'' \right)$$

NUMBER	REVISION	DATE

Structure Number	Station	WGL	ED	TGL
10049U041R	543+93.18	16.0'	4.75'	19.5'

Notes:  
 \* Space walkway brackets WF(A-N)4x3.06 and sign brackets WF(A-N)4x1.79 for efficiency and within limits shown:  
 f = 12" maximum, 4" minimum (End of sign to center of nearest bracket)  
 g = 12" maximum, 4" minimum (End of walkway to center of nearest bracket)  
 h = 6'-0" maximum (center to center sign and/or walkway support brackets, WF(A-N)4x1.79 or WF(A-N)4x3.06)  
 \*\*\* If walkway bracket at safety chain location is behind sign, add angle to bracket. See alternate safety chain attachment on base sheet OSC-A-8  
 For details of sign placement, sign/walkway brackets, truss and walkway gratings, grating splices and Section B-B, see Base Sheet OSC-A-7.  
 For details of handrail, handrail joint, safety chain and Details F and G, see Base Sheet OSC-A-8.

**BRACKET TABLE**

Sign Width		Number Brackets Required
Greater Than	Less Than or Equal To	
	8'-0"	2
8'-0"	14'-0"	3
14'-0"	20'-0"	4
20'-0"	26'-0"	5
26'-0"	32'-0"	6

REVISIONS	
NAME	DATE

ILLINOIS DEPARTMENT OF TRANSPORTATION  
 U.S. 41 (SKOKIE HIGHWAY)  
 AT IL ROUTE 132  
 CANTILEVER SIGN STRUCTURES  
 ALUMINUM WALKWAY DETAILS  
 ALUMINUM TRUSS & STEEL POST  
 SCALE: N.T.S. DRAWN BY: JF, AF  
 DATE: MAY 12, 2008 CHECKED BY: MAF

DATE	
BY	
DESIGNED	
PLOTTED	
ALIGNED	
CHECKED	
DATE	
NO.	

DATE	
BY	
DESIGNED	
PLOTTED	
ALIGNED	
CHECKED	
DATE	
NO.	