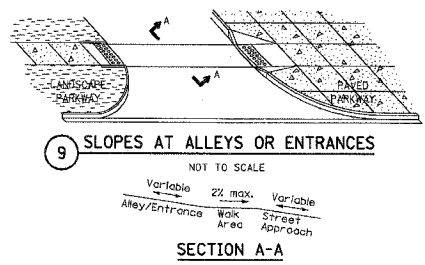
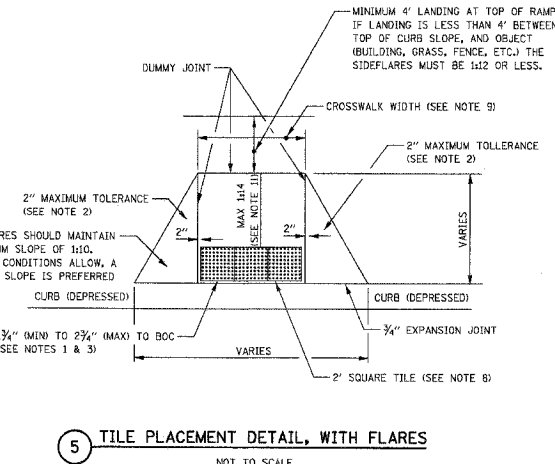
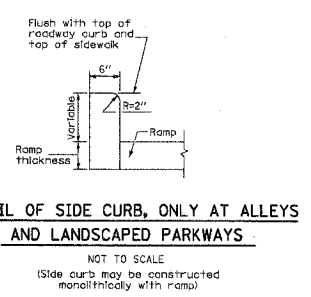
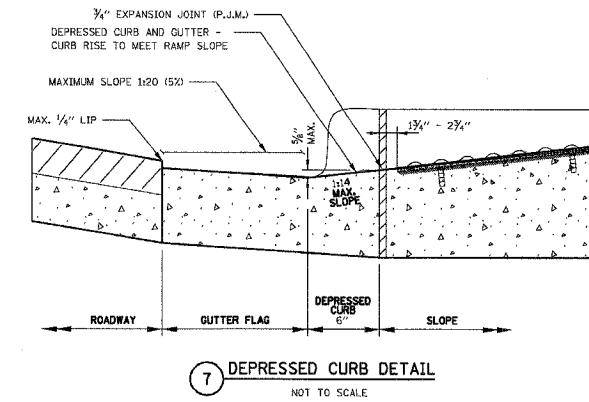
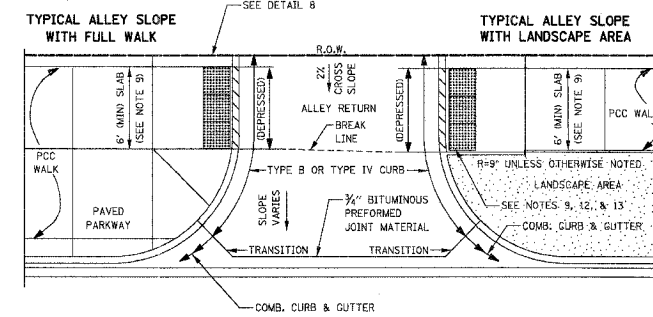

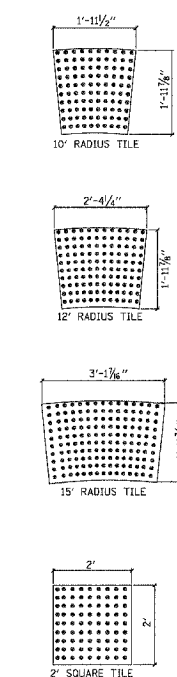
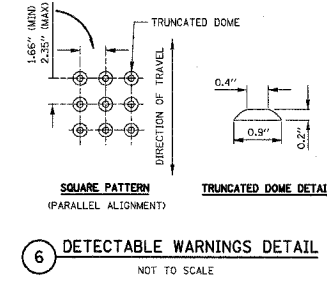
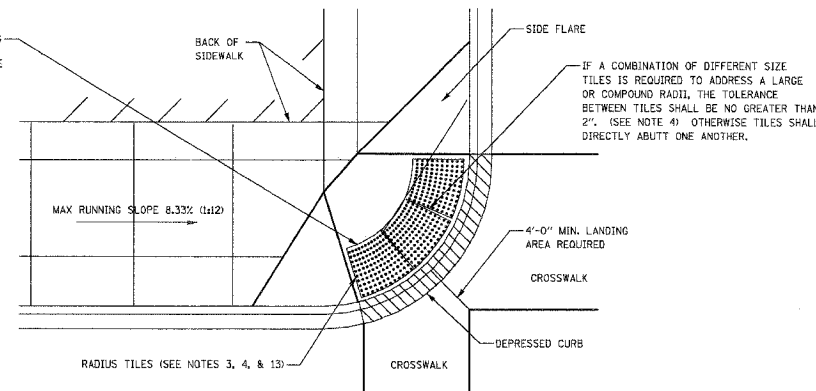
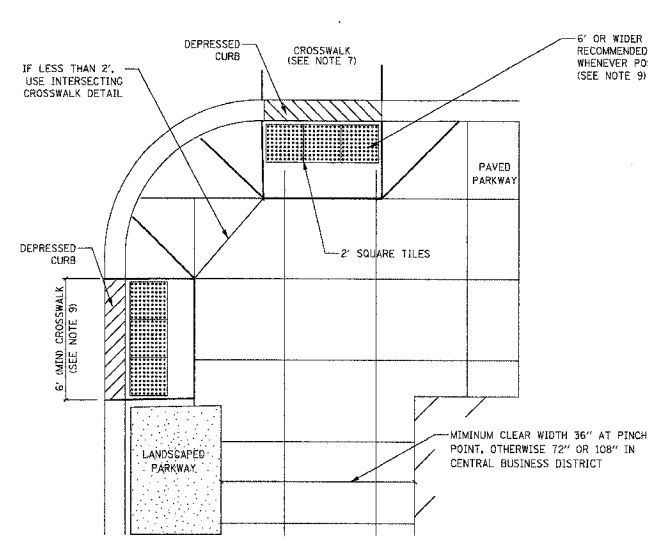
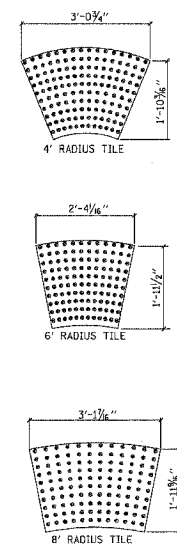


F.A.I. SECTION	COUNTY	TOTAL SHEETS	SHEET NO.
94/90 *	COOK	38	27
STA.	TO STA.	FED. AID PROJECT	
62303		2005-073 LS	



- GENERAL NOTES:**
- THE DETECTABLE WARNING TILES SHALL BE REINFORCED CERAMIC CEMENT (RCC) TILES WHICH MEET THE CHICAGO DEPARTMENT OF TRANSPORTATION SPECIFICATION. (AVAILABLE ON THE CITY OF CHICAGO WEBSITE) IN CENTRAL BUSINESS DISTRICT, GRANITE OR OTHER SPECIALTY PAVING MATERIALS MAY BE SUBMITTED TO THE COMMISSIONER FOR APPROVAL. (SEE NOTE 9)
 - TILES MUST BE INSTALLED 1/4" TO 2 3/4" FROM BACK OF CURB, DEPENDING ON WIDTH OF EXPANSION JOINT.
 - TILES MUST COVER FULL WIDTH OF SLOPE EXCLUDING SIDE FLARES.
 - TILES MUST COVER FULL WIDTH OF SLOPE IF CROSSWALKS INTERSECT, SEE DETAIL 2.
 - WHERE APPLICABLE, A COMBINATION OF DIFFERING SIZE TILES MAY BE USED ON COMPOUND AND LARGE RADIUS. CONTRACTOR MUST MAKE THIS DETERMINATION AND VERIFY IN FIELD AND WITH THE RESIDENT ENGINEER.
 - CONTRACTOR MUST SUBMIT A WRITTEN OR SKETCHED LAYOUT OF ALL SLOPES PRIOR TO ORDERING TILES.
 - CONTRACTOR IS NOT ALLOWED TO SUBSTITUTE ANY OTHER METHOD OF SATISFYING THIS CDOT REQUIREMENT.
 - ALL SLOPES MUST BE CENTERED ON CROSSWALK. CROSSWALK WIDTH IS THE DISTANCE BETWEEN 2' BACK FROM FACE OF CURB AND THE PROPERTY LINE.
 - TILES MUST CONTRAST WITH ADJACENT PAVEMENT. IF LIGHT COLORED PAVEMENT IS USED THE TILE COLOR SHALL BE RED. IF A DARK COLORED PAVEMENT IS USED THE TILE COLOR SHALL BE YELLOW. DESIGNER TO VERIFY THAT PROPER CONTRAST IS OBTAINED.

- SLOPE WIDTH MUST BE A MINIMUM OF 4'-0" AND IN INCREMENTS OF 2'-0". WHEREVER POSSIBLE THE SLOPE SHALL MATCH THE WIDTH OF THE CROSSWALK. FOR LOCATIONS INSIDE THE CENTRAL BUSINESS DISTRICT, A MINIMUM OF 6' RAMPS ARE REQUIRED. FOR LOCATIONS OUTSIDE THE CENTRAL BUSINESS DISTRICT, A MINIMUM OF 4' RAMPS ARE REQUIRED.
- PRIOR TO PLACING CONCRETE FOR DEPRESSED CURBS AND/OR SLOPES THE CONTRACTOR SHALL NOTIFY THE COMMISSIONER TO RECEIVE LAYOUT APPROVAL. A PRE-MANUFACTURED TILE, APPROVED BY THE COMMISSIONER, MUST BE USED TO ACHIEVE THE DETECTABLE WARNING SURFACE.
- THE MAXIMUM ALLOWABLE SLOPE IS 1:14. IF POSSIBLE, A MORE GRADUAL SLOPE SHALL BE USED.
- IF SIDEWALK AND ALLEY ARE AT THE SAME GRADE, RAMP IS NOT REQUIRED BUT DETECTABLE WARNING TILES ARE STILL REQUIRED.
- DETECTABLE WARNING DOMES MUST BE ONLY AT THE BOTTOM 2' OF ALL SLOPES AND MUST CONTRAST IN COLOR WITH SLOPE AND SIDE FLARES.

REQUIRED MINIMUM FLARE WIDTHS FOR VARIOUS CURB HEIGHTS		
CURB HEIGHT (INCHES)	FLARE WIDTH (1:10) (INCHES)	FLARE WIDTH (1:12) (INCHES)
3	30	36
4	40	48
5	50	60
6	60	72
7	70	84
8	80	96
9	90	108

SUGGESTED TILE SUPPLIERS:

BINDEN CORPORATION
 P.O. BOX 3513
 OAK BROOK, IL 60523
 630-734-0277
 ATTN: THOMAS LALLY, PRESIDENT

TRAFFIC SIGNAL CORPORATION
 780 W. BELDEN AVE. SUITE D
 ADDISON, IL 60101
 630-543-1300
 ATTN: MITCH BRIGHT, SALES REPRESENTATIVE

NOMINAL CURB RADIUS	TILE SIZE
13'-15'	3'-1 1/4" X 1'-11 1/4"
11'-13'	2'-4 1/4" X 1'-11 1/4"
9'-11'	1'-11 1/2" X 1'-11 1/4"
7'-9'	3'-1 1/4" X 1'-11 1/4"
5'-7'	2'-4 1/4" X 1'-11 1/2"
3'-5'	3'-0 3/4" X 1'-10 1/4"

BOWMAN, BARRETT & ASSOCIATES INC.
 CONSULTING ENGINEERS
 Chicago, Illinois
 312.228.0100
 www.bbandainc.com

REVISIONS	
NAME	DATE

ILLINOIS DEPARTMENT OF TRANSPORTATION
 F.A.I. 94/90 (DAN RYAN EXPRESSWAY)
 GATEWAY LANDSCAPING & IRRIGATION @ 35TH
 CIVIL DETAILS
 CITY OF CHICAGO
 TYPICAL CURB SLOPE DETAILS

SCALE: NTS
 DATE: 03/13/07

DRAWN BY: CDOT
 CHECKED BY: CDOT

11-660-0000-0111-22P-22P-SHEET 5 OF 60-22P-CDT-01.dwg
 CDT-01
 3/15/2008 12:54:56 AM