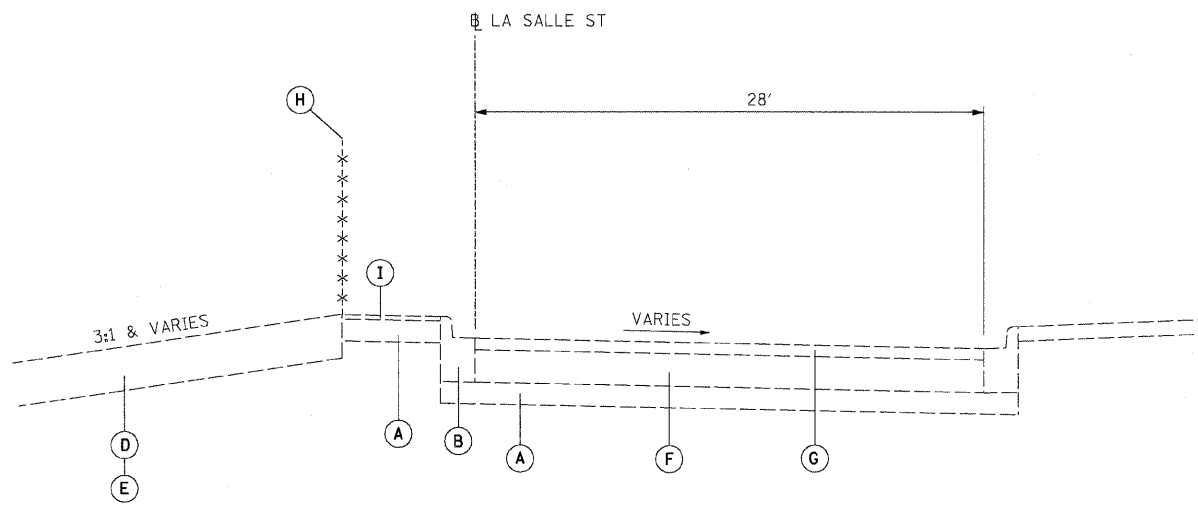
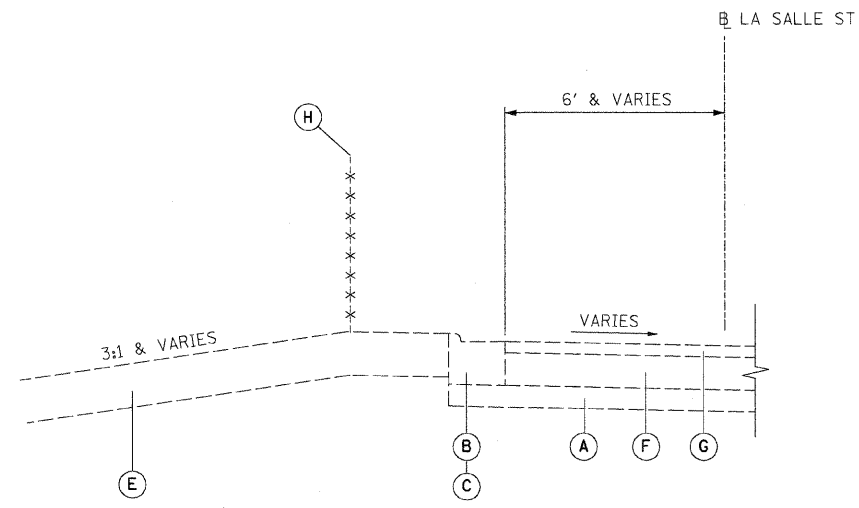


F.A.I.	SECTION	COUNTY	TOTAL SHEETS	SHEET NO.
94/90		COOK	30	4
STA.	TO STA.			
FED. ROAD DIST. NO.	ILLINOIS	FED. AID PROJECT		
62989				



EXISTING TYPICAL SECTION

STA. 225+30 to 232+69

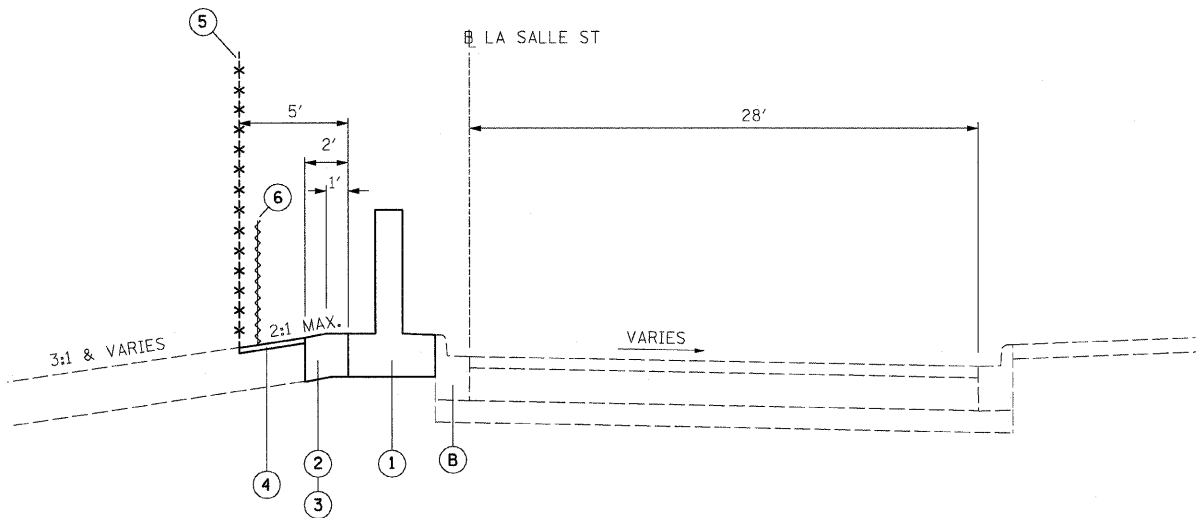


EXISTING TYPICAL SECTION

STA. 235+99.46 to 237+84.34

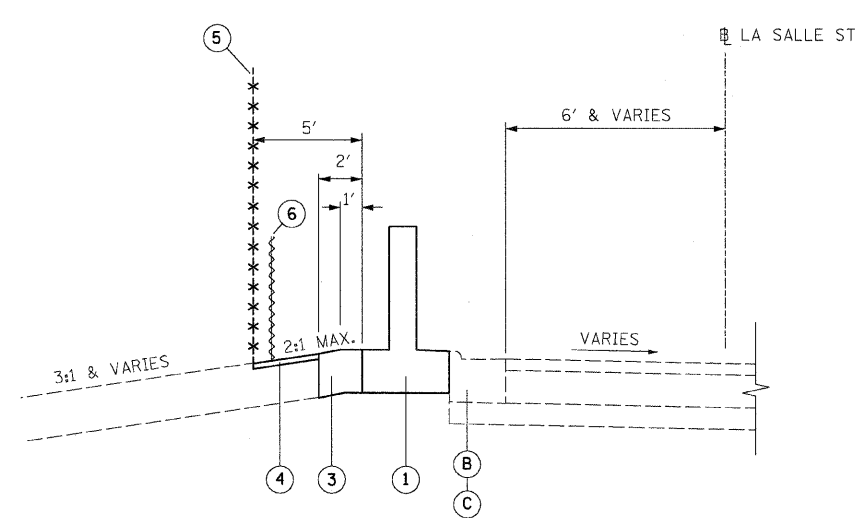
EXISTING LEGEND

- (A) GRANULAR MATERIAL, 6"
- (B) COMBINATION CONCRETE CURB AND GUTTER, TYPE B-6.12
- (C) COMBINATION CONCRETE CURB AND GUTTER, TYPE M-4.24
- (D) TOPSOIL, 4"
- (E) TOPSOIL, 12"
- (F) PORTLAND CEMENT CONCRETE PAVEMENT, 9"
- (G) BITUMINOUS CONCRETE, 3"
- (H) CHAIN LINK FENCE, 4'
- (I) BITUMINOUS MEDIAN SURFACE, 1/2"



PROPOSED TYPICAL SECTION

STA. 225+30 to 232+69



PROPOSED TYPICAL SECTION

STA. 235+99.46 to 237+86.39

PROPOSED LEGEND

- (1) FLUTED KNEE WALL
- (2) SEEDING, CLASS 2A / TOPSOIL FURNISH AND PLACE, 4" / EROSION CONTROL BLANKET
- (3) SEEDING, CLASS 4 (MODIFIED) / SEEDING, CLASS 5A (MODIFIED) / TOPSOIL FURNISH AND PLACE, 12" / EROSION CONTROL BLANKET
- (4) SEEDING, CLASS 2A / SEEDING, CLASS 4 (MODIFIED) / SEEDING CLASS 5A (MODIFIED) / EROSION CONTROL BLANKET
- (5) CHAIN LINK FENCE, 4' (SPECIAL)
- (6) SEDIMENT CONTROL, SILT FENCE (TO BE REMOVED AT PROJECT COMPLETION)

TYP-1

NOTES:

1. THICKNESS OF EXISTING PAVEMENT AND GRANULAR MATERIAL ARE TAKEN FROM RECORD DRAWING PLANS.
2. TYPICAL SECTIONS NEED TO BE VERIFIED WITH THE PLANS AS THEY ARE A REPRESENTATION OF THE PLANS. THEY DO NOT SHOW ALL CONFIGURATIONS, JUST THE MOST PREDOMINANT.

BOWMAN, BARRETT & ASSOCIATES INC.
CONSULTING ENGINEERS
Chicago, Illinois
312.228.0100
www.bbainc.com

REVISIONS	
NAME	DATE
REVISOR	7-16-08

ILLINOIS DEPARTMENT OF TRANSPORTATION
F.A.I. 94/90 (DAN RYAN EXPRESSWAY)
NORTHBOUND KNEE WALLS (45TH ST TO 43RD ST)

TYPICAL SECTIONS

SCALE: NTS
DATE: 04/25/08

DRAWN BY: JDC
CHECKED BY: RS

7/16/2008 7:34:27 PM