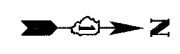
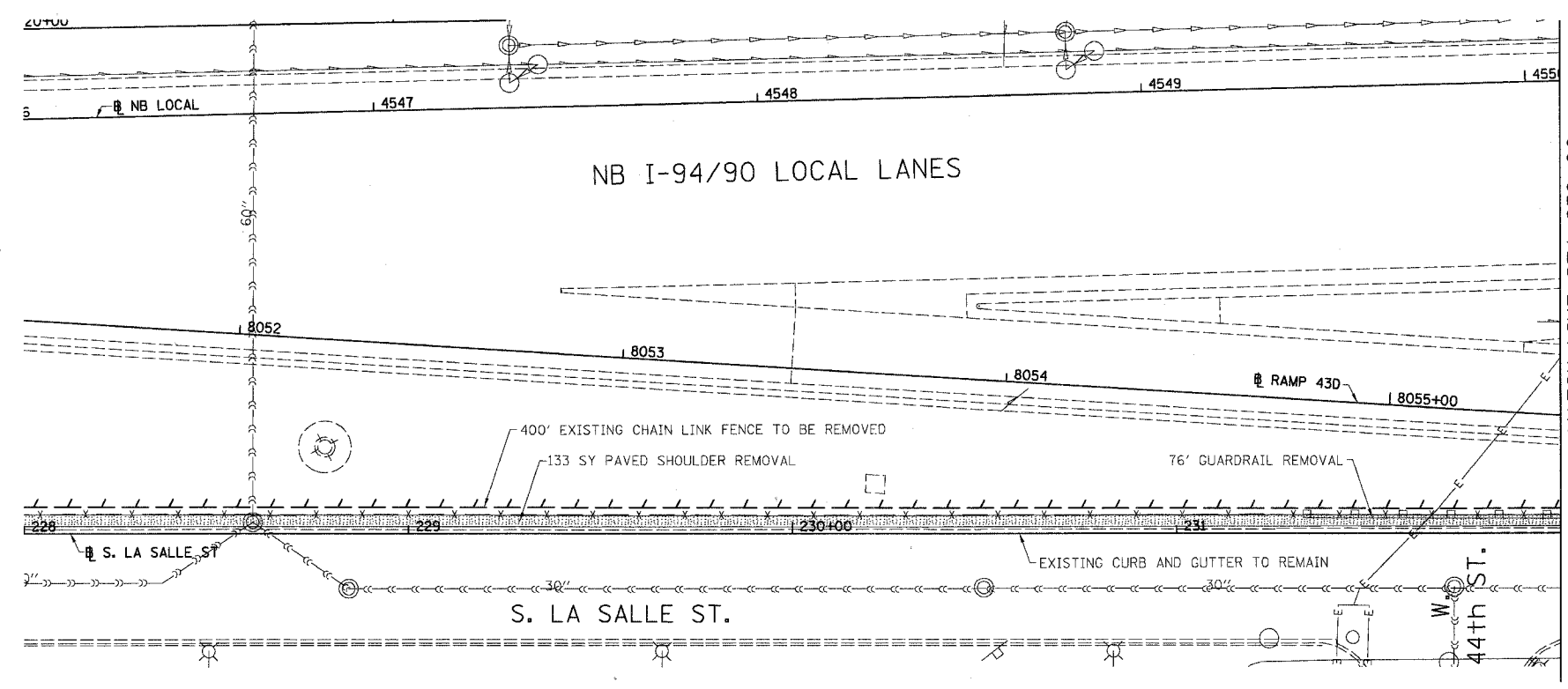




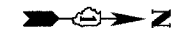
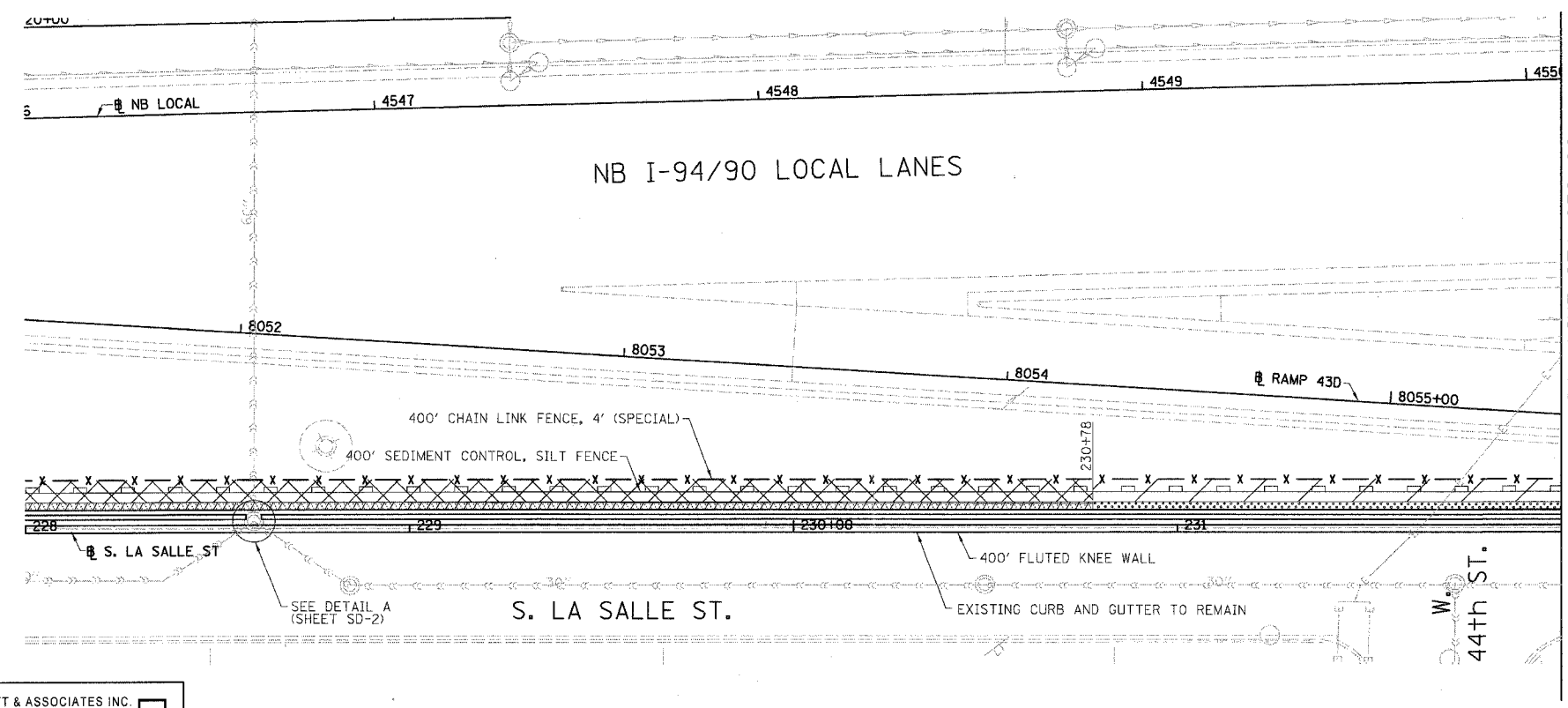
|                     |          |                  |              |           |
|---------------------|----------|------------------|--------------|-----------|
| F.A.I.              | SECTION  | COUNTY           | TOTAL SHEETS | SHEET NO. |
| 94/90               |          | COOK             | 30           | 11        |
| STA.                | TO STA.  |                  |              |           |
| FED. ROAD DIST. NO. | ILLINOIS | FED. AID PROJECT |              |           |





62989



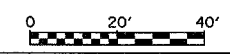
- LEGEND:
-  PAVED SHOULDER REMOVAL
  -  LINEAR REMOVALS

EXISTING CONDITIONS AND REMOVAL  
PROPOSED IMPROVEMENTS



- LEGEND:
-  SEEDING, CLASS 2A  
EROSION CONTROL BLANKET
  -  SEEDING, CLASS 4 (MODIFIED)  
SEEDING CLASS 5A (MODIFIED)  
EROSION CONTROL BLANKET
  -  TOPSOIL FURNISH AND PLACE, 4"  
SEEDING, CLASS 2A  
EROSION CONTROL BLANKET
  -  TOPSOIL FURNISH AND PLACE, 12"  
SEEDING CLASS 4 (MODIFIED)  
SEEDING, CLASS 5A (MODIFIED)  
EROSION CONTROL BLANKET

- NOTES:
1. SEE STRUCTURAL DETAIL FOR FLUTED KNEE WALL DETAILS.
  2. ALL POINT CALLOUTS ARE TAKEN AT THE EDGE OF THE KNEE WALL BASE.



| REVISIONS |      |
|-----------|------|
| NAME      | DATE |
|           |      |
|           |      |
|           |      |
|           |      |
|           |      |
|           |      |
|           |      |
|           |      |
|           |      |
|           |      |

ILLINOIS DEPARTMENT OF TRANSPORTATION  
F.A.I. 94/90 (DAN RYAN EXPRESSWAY)  
NORTHBOUND KNEE WALLS (45TH ST TO 43RD ST)

EXISTING AND PROPOSED  
KNEE WALL PLANS

SCALE: 1"=20'  
DATE: 04/25/08

DRAWN BY: JDC  
CHECKED BY: DDM

BOWMAN, BARRETT & ASSOCIATES INC.  
CONSULTING ENGINEERS  
Chicago, Illinois  
312.228.0100  
www.bbainc.com



PL-2  
5/3/08  
4/24/2008