

F.A.S. RTE.	SECTION	COUNTY	TOTAL SHEETS	SHEET NO.
1177	(110,111)T	LEE	59	26
STA.		TO STA.		
FED. ROAD DIST. NO.	ILLINOIS	FED. AID PROJECT		

DROP BOX NO. 2

STA. 261 + 52

GENERAL NOTES

Order h2, v1 & v2 Bars Full Length and cut to fit in field. Use Remainder in Opp. Wall

This work shall be done according to the applicable portion of 503, 508, and 540 of the Standard Specifications.

Contractor shall field verify Galvanized pipe length

Exposed edges shall be beveled 3/4 "

The contract unit price "each" for DROP BOX NO. 2 shall include the Expansion Bolts, Galvanized Pipe, Concrete Structures, Reinforcement Bars, Bolts, Nuts, Washers, Steel Plates, earth excavation where required, and necessary grading to fit the Inlet as shown in the cross sections or to the slope

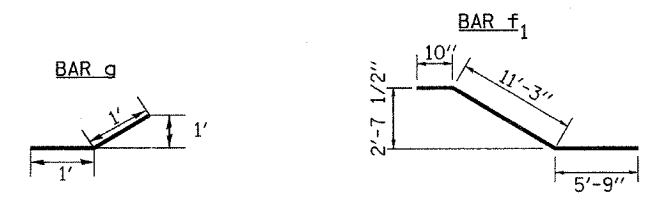
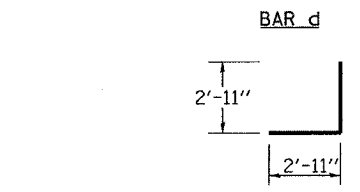
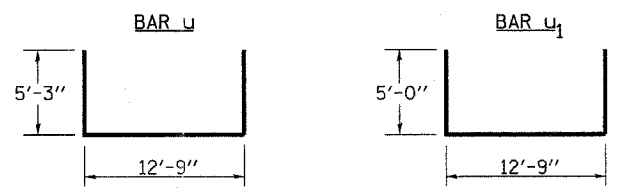
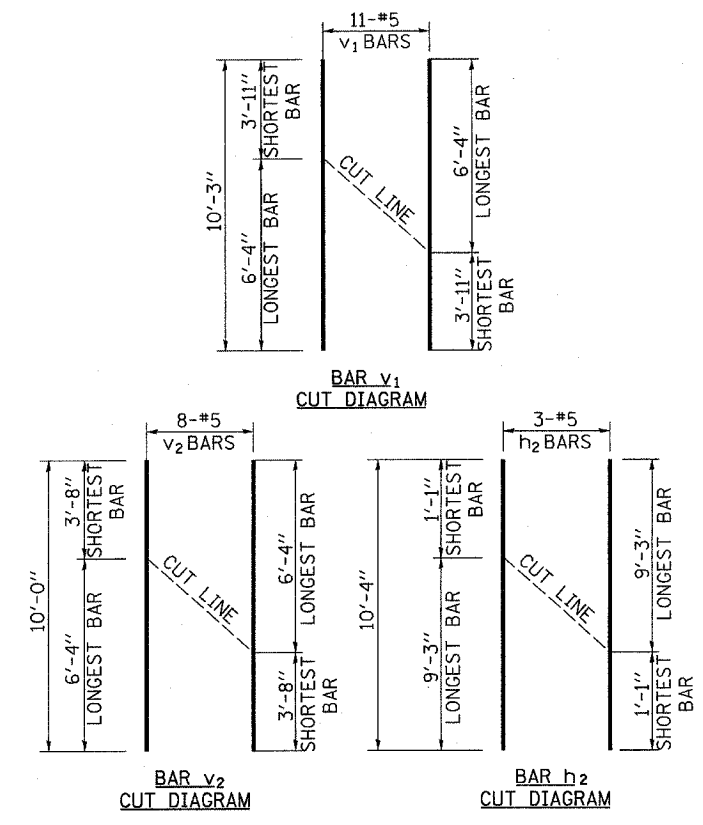
Reinforcement bars shall conform to the requirements of ASTM A 706 Gr. 60 (IL Modified). See Special Provisions.

Steel Plates shall conform to AASHTO M-183 and shall be Galvanized conforming to AASHTO M-111.

Bolts, Nuts, and Washers shall be in accordance with Article 505 of the Standard Specification and shall be galvanized.

See Plan & Profile Sheet for more information.

See Cross Section Sheet for more information.



BILL OF MATERIAL

(For Information Only)

BAR	SIZE	NO.	LENGTH	SHAPE
d	5	60	5'-10"	[U-shape]
f	6	2	12'-9"	[Horizontal line]
f1	4	4	17'-10"	[Sloped line]
g	5	14	2'-0"	[Sloped line]
h	5	46	12'-9"	[Horizontal line]
h1	5	28	16'-5"	[Horizontal line]
h2	5	6	10'-4"	[Horizontal line]
h3	5	20	17'-5"	[Horizontal line]
v	5	44	3'-8"	[Horizontal line]
v1	5	11	10'-3"	[Horizontal line]
v2	5	8	10'-0"	[Horizontal line]
u	5	2	23'-3"	[U-shape]
u1	5	2	22'-9"	[U-shape]
DESCRIPTION		UNIT	QTY.	
CONCRETE STRUCTURES		CU YD	14.3	
REINFORCEMENT BARS		LB	2460	
DESCRIPTION		UNIT	QTY.	
3.5" GALVANIZED STEEL PIPE		5e	11'-1"	
		5e	13'-4"	
		5e	5'-11"	
3.5" GALVANIZED PIPE CAPS		EACH	30	
1/4" GALVANIZED STEEL PLATE (9" NOMINAL)		EACH	15	
1/2"x4"x14" GALVANIZED STEEL PLATE		EACH	15	
5/8"x9" GALVANIZED STEEL BOLTS		EACH	25	

PLOT DATE = 2/14/2008
 PLOT SCALE = 1/8" = 1'-0"
 USER NAME = bnebel