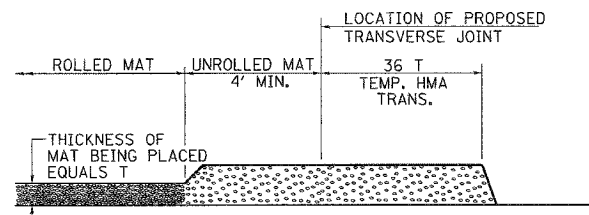
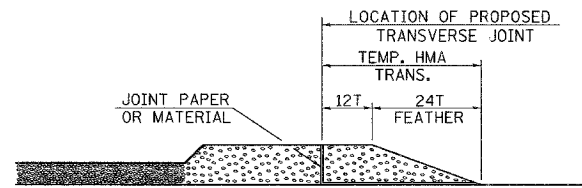


TEMPORARY HOT-MIX ASPHALT TRANSITIONS



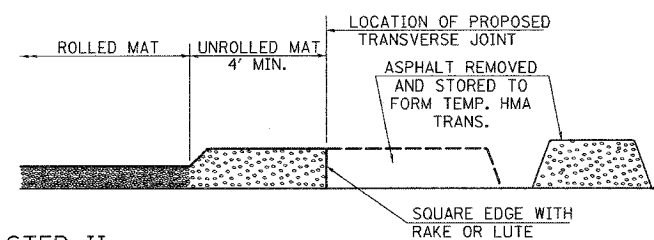
STEP I

1. PLACE HOT-MIX ASPHALT MAT, LENGTH 36 TIMES THE THICKNESS OF THE MAT BEING PLACED PAST THE PROPOSED TRANSVERSE JOINT LOCATION USING NORMAL OPERATING PROCEDURES.
2. EXTREME CARE SHOULD BE TAKEN TO MAINTAIN ENOUGH MATERIAL IN FRONT OF THE SCREED TO MAINTAIN REQUIRED PAVING DEPTH.



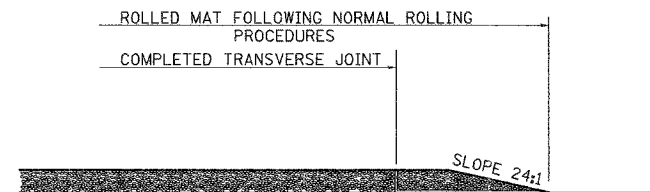
STEP III

1. JOINT PAPER OR OTHER PRESELECTED JOINT MATERIAL IS THEN PLACED IN THE CLEARED AREA AND THE EXCESS ASPHALT USED TO HAND FORM A TRANSITION TO THE DIMENSIONS SHOWN ABOVE.
2. NOTE THAT IN CONSTRUCTING THE TRANSITION, THE MAT DEPTH IS CONTINUED AS PART OF THE TRANSITION BEFORE FORMING THE FEATHER.



STEP II

1. MOVE THE PAVER OUT OF THE WAY AND REMOVE THE ASPHALT FROM THE AREA OF THE PROPOSED TEMPORARY HOT-MIX ASPHALT TRANSITION.
2. SQUARE UP THE END OF THE MAT WITH A RAKE OR LUTE.
3. NOTE THAT THE MAT WITHIN 4' OF THE END OF JOINT IS NOT TO BE ROLLED AT THIS TIME.

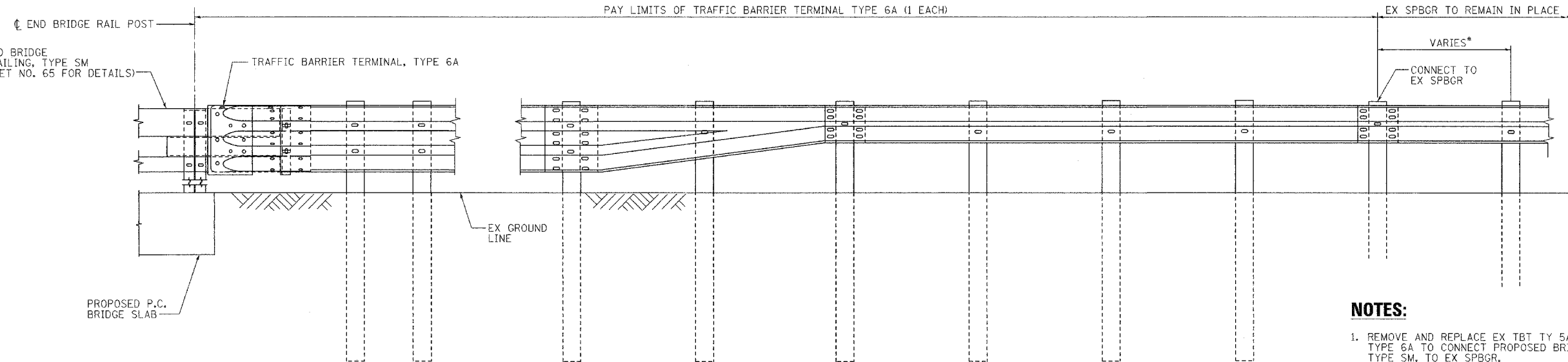
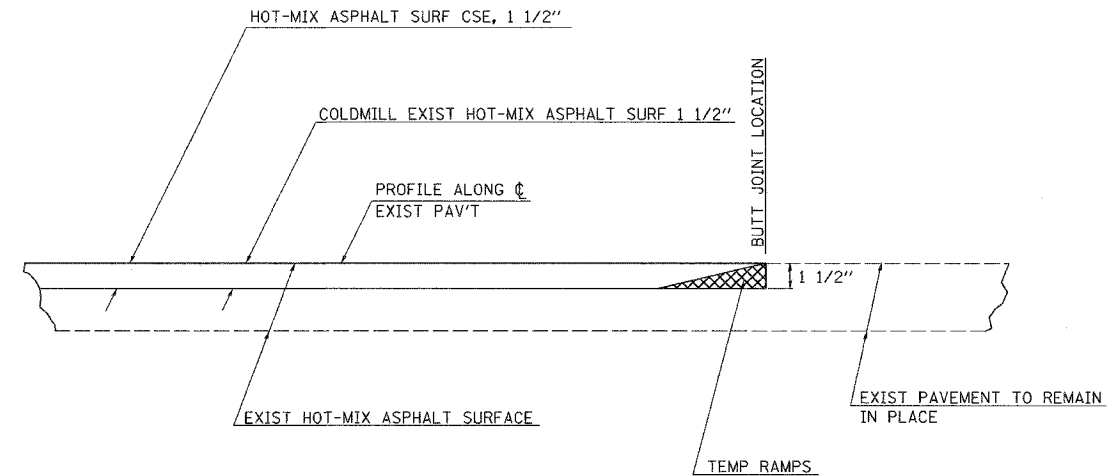


STEP IV

1. COMPLETE TEMPORARY TRANSITION BY ROLLING.
2. TO RESUME PAVING, AT THE JOINT, REMOVE TEMPORARY TRANSITION AND DISPOSE OF THE MATERIAL ACCORDING TO ART. 202.03 OF THE STD. SPECS. (COST INCLUDED IN THE CONTRACT).
3. CONSTRUCTING THE TEMPORARY TRANSITIONS WILL NOT BE PAID FOR SEPARATELY IN ACCORDANCE WITH ARTICLE 406.14 OF THE STANDARD SPECIFICATIONS.

REVISIONS
 REDRAWN 2-15-89
 REVISED 8-16-94
 REVISED 01-09-07
 STD. 9-26

BUTT JOINT DETAIL



GUARDRAIL CONNECTION DETAIL

* POST SPACING AS REQUIRED TO MATCH TBT TYPE 6A TO EX SPBGR (6'-3" MAX.)

NOTES:

1. REMOVE AND REPLACE EX TBT TY 5A AND SPBGR WITH TBT TYPE 6A TO CONNECT PROPOSED BRIDGE STEEL RAILING, TYPE SM, TO EX SPBGR.
2. CONTRACTOR MAY USE EXISTING STEEL POSTS OR INSTALL NEW/ADDITIONAL POSTS AS REQUIRED. THE ENGINEER SHALL APPROVE TBT TYPE 6A LAYOUT PRIOR TO INSTALLATION.
3. GUARDRAIL HEIGHT SHALL BE SET TO THAT REQUIRED BY THE FINAL PROFILE.
4. UNLESS OTHERWISE NOTED, DETAILS SHALL BE AS SHOWN ON "TRAFFIC BARRIER TERMINAL, TYPE 6A, STANDARD 631032".
5. COST OF WORK SHOWN TO BE INCLUDED IN TRAFFIC BARRIER TERMINAL, TYPE 6A.



FILE NAME =	USER NAME = #USER#	DESIGNED - JMH	REVISED -	STATE OF ILLINOIS DEPARTMENT OF TRANSPORTATION	FAP ROUTE 132 (IL 145) MISCELLANEOUS DETAILS	F.A.P. RTE.	SECTION	COUNTY	TOTAL SHEETS	SHEET NO.	
#FILE#	PLOT SCALE = #SCALE#	DRAWN - AEC	REVISED -			132	102BR-1	MASSAC	82	53	
	PLOT DATE = #DATE#	CHECKED - JMH	REVISED -			CONTRACT NO. 78032					
		DATE - 02/04/08	REVISED -			FED. ROAD DIST. NO. 7 ILLINOIS FED. AID PROJECT					

SCALE: NONE SHEET NO. 1 OF 1 SHEETS STA. --- TO STA. ---