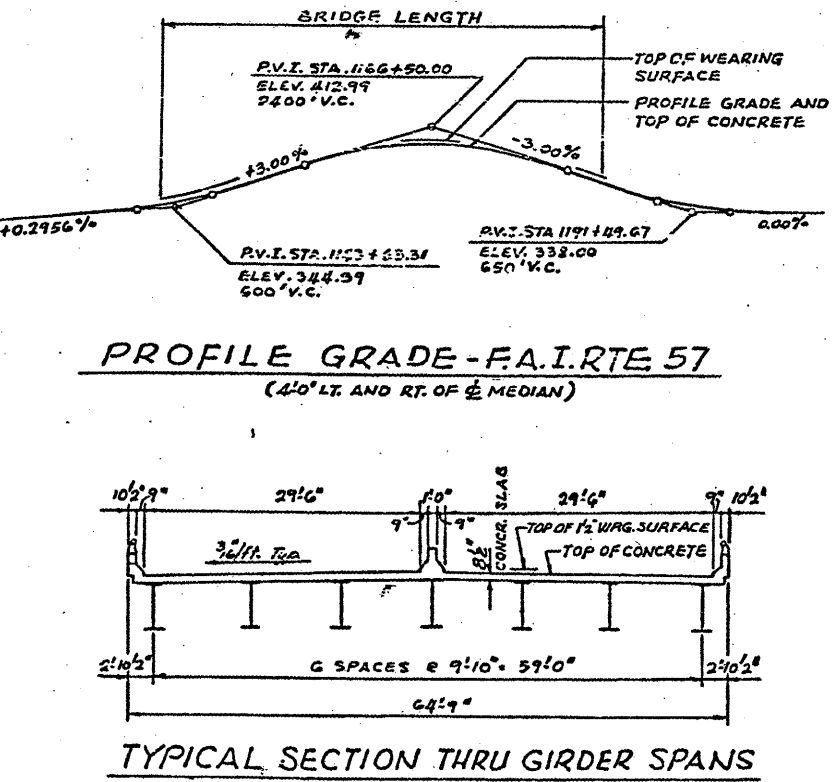
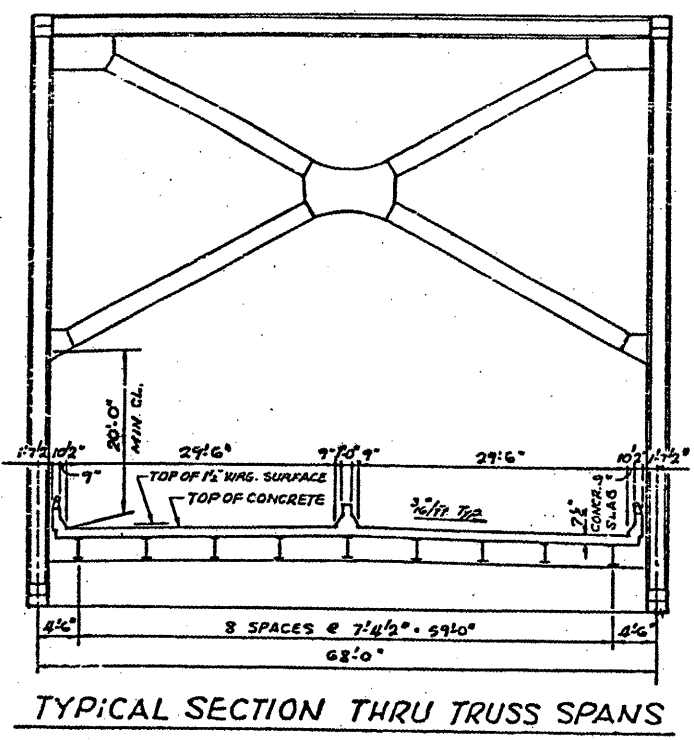
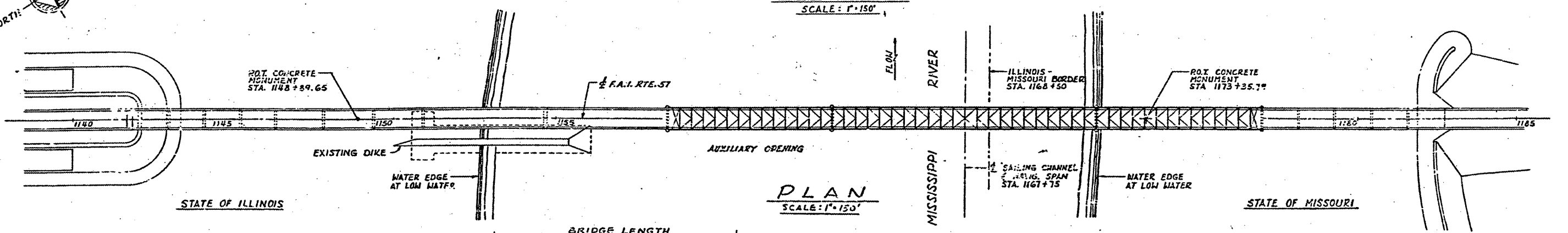
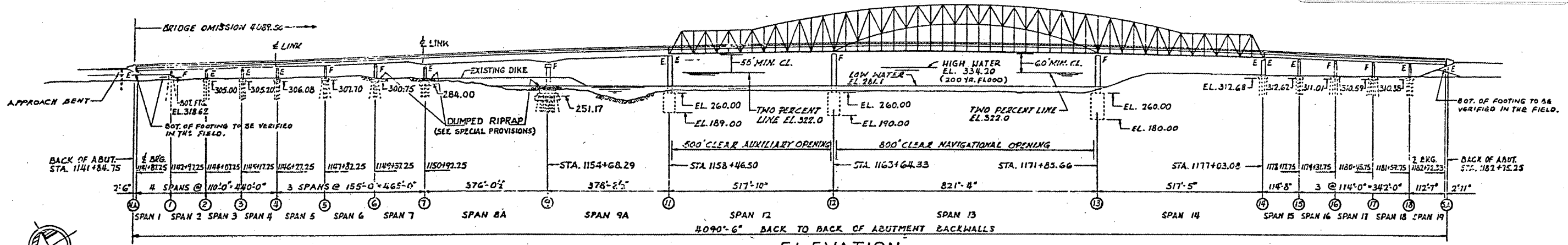


**BENCH MARKS**  
 CONCRETE MONUMENT WITH BRASS CAP TOP OF BANK MISSISSIPPI RIVER STA. 1148+89.65 ± MEDIAN EL. 317.12  
 CONCRETE MONUMENT WITH BRASS CAP TOP OF BANK MISSISSIPPI RIVER STA. 1173+35.79 ± MEDIAN EL. 319.31

CONTRACT: 78040  
 ROUTE: F.A.I. 57  
 SECTION: (02-1B-1)P-1  
 COUNTY: ALEXANDER, IL; MISSISSIPPI, MO  
 SHEET 6 OF 67  
 FOR INFORMATION ONLY



**INDEX OF SHEETS**

| SHEET NO.  | DESCRIPTION  |
|------------|--|
| 1          | TITLE SHEET  |
| 2          | GENERAL PLAN AND ELEVATION   |
| 3          | FRAMING PLAN - SPANS 1, 2, 3 & 4   |
| 4          | FRAMING PLAN - SPANS 5, 6 & 7  |
| 5          | FRAMING PLAN - SPANS 8, 9 & 10   |
| 6          | FRAMING PLAN - SPANS 11, 12 & 13   |
| 7          | FRAMING PLAN - SPANS 14, 15 & 16   |
| 8          | FRAMING PLAN - SPANS 17 TO 19  |
| 9          | GIRDER CROSSFRAMES AND LINK DETAILS  |
| 10         | GIRDER CROSSFRAMES AND BRACING DETAILS   |
| 11, 12, 13 | STEEL DETAILS - SPANS 8A & 9A  |
| 14         | FIELD SPICE AND DETAILS - SPANS 1 TO 9A & 15 TO 19   |
| 15         | BEARING DETAILS - SPANS 1 TO 9A & 15 TO 19   |
| 16, 17     | EXPANSION GUARD - PIERS 11 & 14  |
| 18         | TRUSS LAYOUT & BLOCKING ORDINATES  |
| 19         | FRAMING PLAN - SPANS 12, 13 & 14   |
| 20         | FLOOR STEEL DETAILS - SPANS 12, 13 & 14  |
| 21         | FLOOR BEAMS - SPANS 12, 13 & 14  |
| 22         | TRUSS DETAILS - L <sub>1</sub> TO L <sub>3</sub> & U <sub>1</sub> TO U <sub>3</sub>                  |
| 23         | TRUSS DETAILS - L <sub>4</sub> TO L <sub>7</sub> & U <sub>4</sub> TO U <sub>7</sub>                  |
| 24         | TRUSS DETAILS - L <sub>8</sub> TO L <sub>10</sub> & U <sub>8</sub> TO U <sub>10</sub>                |
| 25         | TRUSS DETAILS - L <sub>11</sub> TO L <sub>13</sub> & U <sub>11</sub> TO U <sub>13</sub>              |
| 26         | TRUSS DETAILS - L <sub>14</sub> M <sub>1</sub> M <sub>2</sub> & U <sub>14</sub> TO U <sub>16</sub>   |
| 27         | TRUSS DETAILS - M <sub>17</sub> M <sub>18</sub> M <sub>19</sub> & U <sub>17</sub> TO U <sub>19</sub> |
| 28         | TRUSS DETAILS - M <sub>20</sub> TO M <sub>22</sub> & U <sub>20</sub> TO U <sub>22</sub>              |
| 29         | TRUSS DETAILS - M <sub>23</sub> TO M <sub>25</sub> & U <sub>23</sub> TO U <sub>25</sub>              |
| 30         | TRUSS DETAILS - L <sub>15</sub> TO L <sub>25</sub>   |
| 31         | TRUSS DETAILS - MISCELLANEOUS  |
| 32         | SWAY FRAMES - SPANS 12, 13 & 14  |
| 33         | PORTALS - SPANS 12, 13 & 14  |
| 34         | TRUSS BEARINGS AT PIERS 12 & 13  |
| 35         | TRUSS BEARINGS AT PIERS 11 & 14  |
| 36         | NAVIGATION & AVIATION OBSTRUCTION LIGHTS   |
| 37         | PIER LIGHT, LADDER & RAILING DETAILS   |
| 38         | CENTER OF CHANNEL NAVIGATION LIGHT DETAILS   |
| 39         | AVIATION OBSTRUCTION LIGHT DETAILS   |
| 40         | DRAINAGE DETAILS   |

**HIGHWAY CLASSIFICATION**  
 F.A.I. ROUTE 57, D.H.V. 1920, H.P.H. 70, DESIGNATION: B-1 (1987)

**GENERAL NOTES**  
 STRUCTURAL STEEL SHALL BE FIELD PAINTED IN ACCORDANCE WITH SEC. 507 OF THE STD. SPECS.  
 THE BASIC LEAD SILICO CHROMATE PAINT SYSTEM SHALL BE USED  
 Calculated weight of structural steel to be painted = 22,283,460 lbs.

**SUMMARY OF QUANTITIES**  
 SECTION (02-1B-1)P

| QUANTITY | UNIT   | ITEM                      | CODE NO. |
|----------|--------|---------------------------|----------|
| 1        | L. SUM | PAINTING STRUCTURAL STEEL | X50904   |

BRIDGE NO. 1  
 STRUCTURE NO. 002-0022  
 FOR INFORMATION ONLY

ALFRED BENESCH & COMPANY  
 CONSULTING ENGINEERS  
 10 S. WABASH AVE. CHICAGO, ILLINOIS

**GENERAL PLAN AND SECTION**  
 F.A.I. RTE. 57 OVER THE MISSISSIPPI RIVER  
 PROJECT 1-57-9 (610)  
 SECTION (02-1B-1)P  
 ALEXANDER COUNTY, ILLINOIS  
 MISSISSIPPI COUNTY, MISSOURI  
 STA. 1141+84.75 TO STA. 1182+75.25