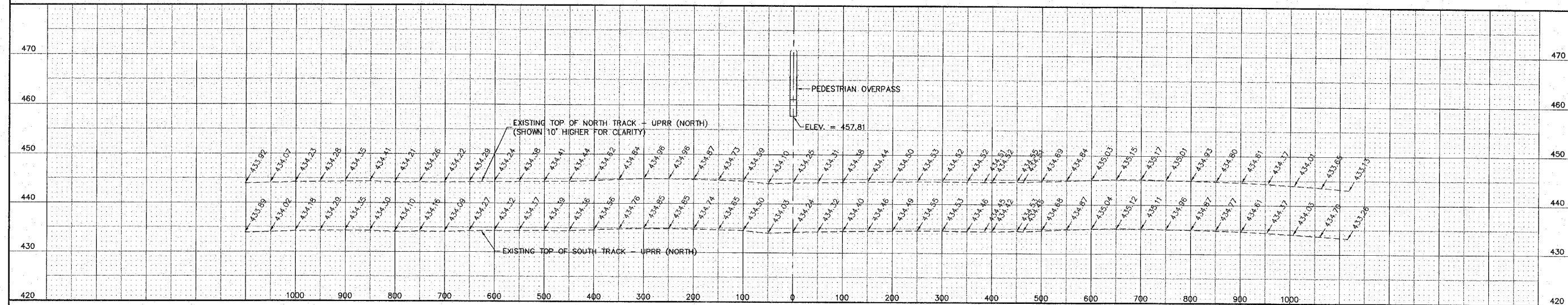


REVISIONS

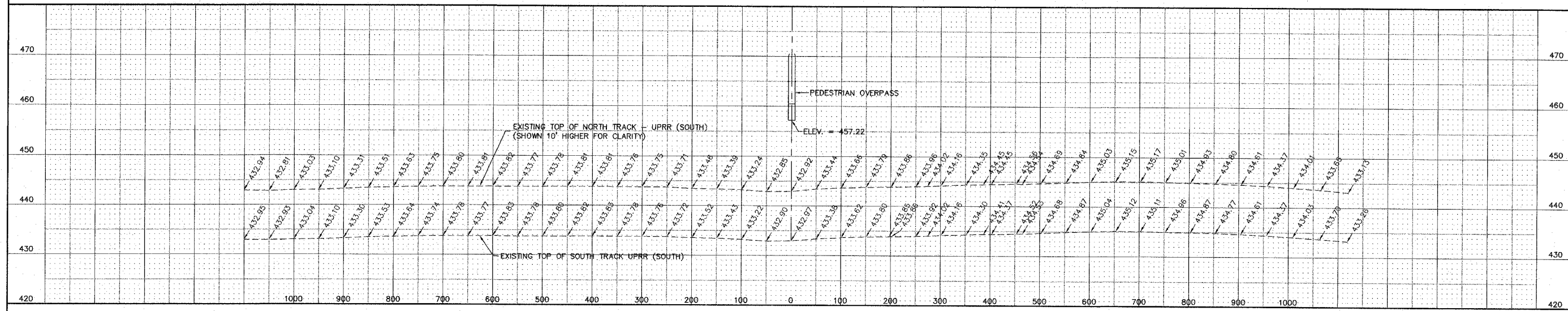
**SMS ENGINEERS**  
Sheppard, Morgan & Schwaab, Inc.  
CONSULTING ENGINEERS AND LAND SURVEYORS  
213 Maple Street, P.O. Box E, Alton, IL 62903 618/652-0785 Email: sms@smsengineers.com  
10 Central Expressway, Suite 200, Alton, IL 62903 618/677-4300 Email: mms@smsengineers.com  
DESIGN FIRM # 784-006992

ALTON, ILLINOIS  
PEDESTRIAN OVERPASS AT LANGDON ST.  
RAILROAD TRACK PROFILES

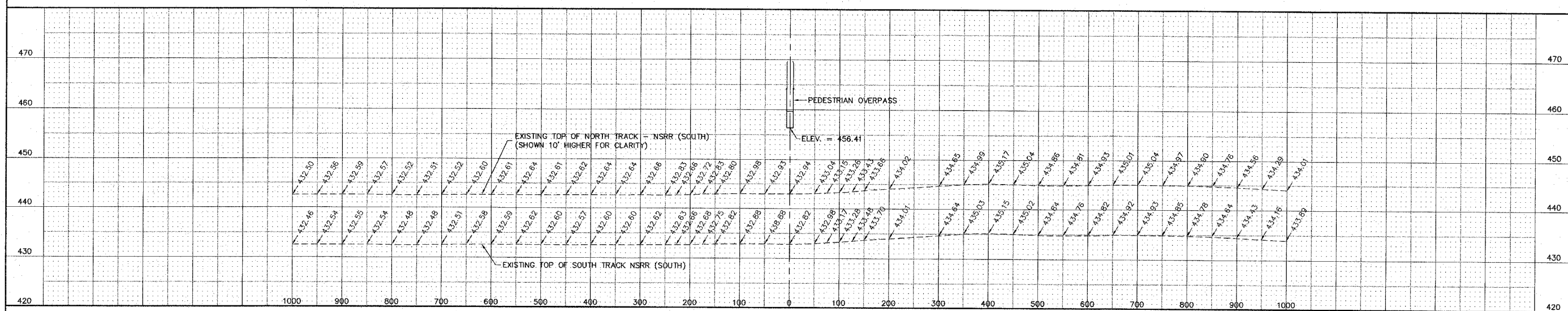
DWG. NO. C-16  
RAILROAD PROFILES.DWG  
REF. BK. 5030 PG. 1  
JOB NO. 406924.1  
DSN. BY: LA  
DWN. BY: CAD  
CHK. BY: LA  
DATE: MARCH 31, 2008  
SCALE: 1" = 100' HORZ.  
1" = 10' VERT.  
SHEET 49 OF 54



TRACK PROFILE - UNION PACIFIC RAILROAD (NORTH)



TRACK PROFILE - UNION PACIFIC RAILROAD (SOUTH)



TRACK PROFILE - NORFOLK SOUTHERN RAILROAD

S:\land\_projects\ALTON\_406924\_1\Railroad Profiles.dwg, 5/15/2008 10:01:06 AM, jman, 1:100