
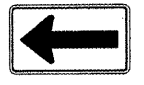


F.A.U. RTE.	SECTION	COUNTY	TOTAL SHEETS	SHEET NO.
9315	05-00032-02-PV	MONROE	55	18
STA.		TO STA.		
FED. ROAD DIST. NO.	ILLINOIS	FED. AID PROJECT		
CONTRACT NO. 97349				



LEGEND

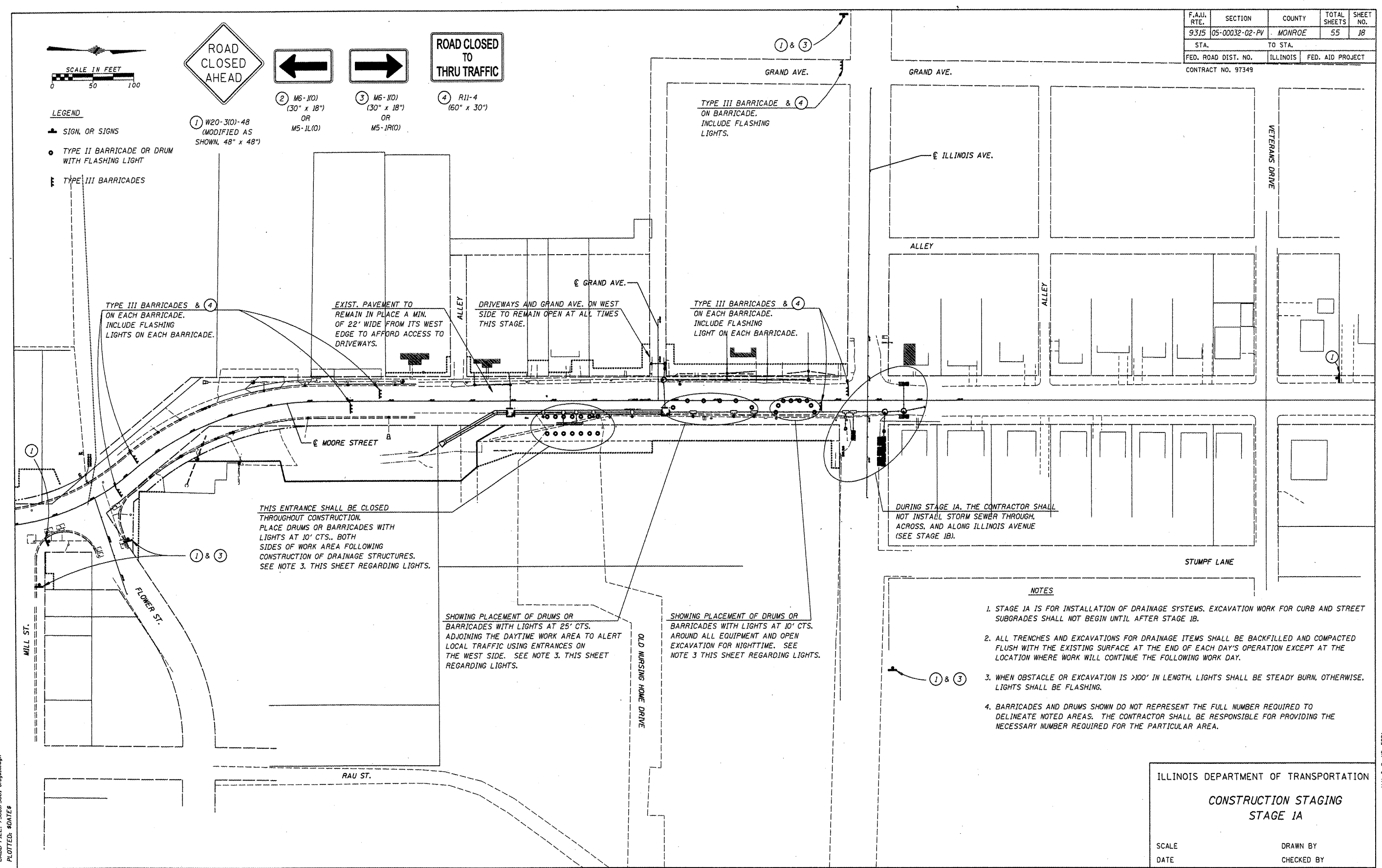
- ▲ SIGN, OR SIGNS
- TYPE II BARRICADE OR DRUM WITH FLASHING LIGHT
- ⌚ TYPE III BARRICADES

① W20-310-48 (MODIFIED AS SHOWN, 48" x 48")

② M6-110 (30" x 18") OR M5-110(O)

③ M6-110 (30" x 18") OR M5-110(O)

④ R11-4 (60" x 30")



NOTES

1. STAGE 1A IS FOR INSTALLATION OF DRAINAGE SYSTEMS. EXCAVATION WORK FOR CURB AND STREET SUBGRADES SHALL NOT BEGIN UNTIL AFTER STAGE 1B.
2. ALL TRENCHES AND EXCAVATIONS FOR DRAINAGE ITEMS SHALL BE BACKFILLED AND COMPACTED FLUSH WITH THE EXISTING SURFACE AT THE END OF EACH DAY'S OPERATION EXCEPT AT THE LOCATION WHERE WORK WILL CONTINUE THE FOLLOWING WORK DAY.
3. WHEN OBSTACLE OR EXCAVATION IS >100' IN LENGTH, LIGHTS SHALL BE STEADY BURN, OTHERWISE, LIGHTS SHALL BE FLASHING.
4. BARRICADES AND DRUMS SHOWN DO NOT REPRESENT THE FULL NUMBER REQUIRED TO DELINEATE NOTED AREAS. THE CONTRACTOR SHALL BE RESPONSIBLE FOR PROVIDING THE NECESSARY NUMBER REQUIRED FOR THE PARTICULAR AREA.

ILLINOIS DEPARTMENT OF TRANSPORTATION
CONSTRUCTION STAGING
STAGE 1A

SCALE _____ DRAWN BY _____
DATE _____ CHECKED BY _____

CADD FILE: /5881/5881-stage1a.dgn
PLOTTED: 8/20/15

H.M. & G. NO. 5881