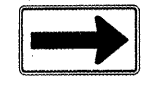
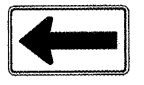


F.A.U. RTE.	SECTION	COUNTY	TOTAL SHEETS	SHEET NO.
9315	05-00032-02-PV	MONROE	55	19
STA.		TO STA.		
FED. ROAD DIST. NO.		ILLINOIS	FED. AID PROJECT	
CONTRACT NO. 97349				



LEGEND

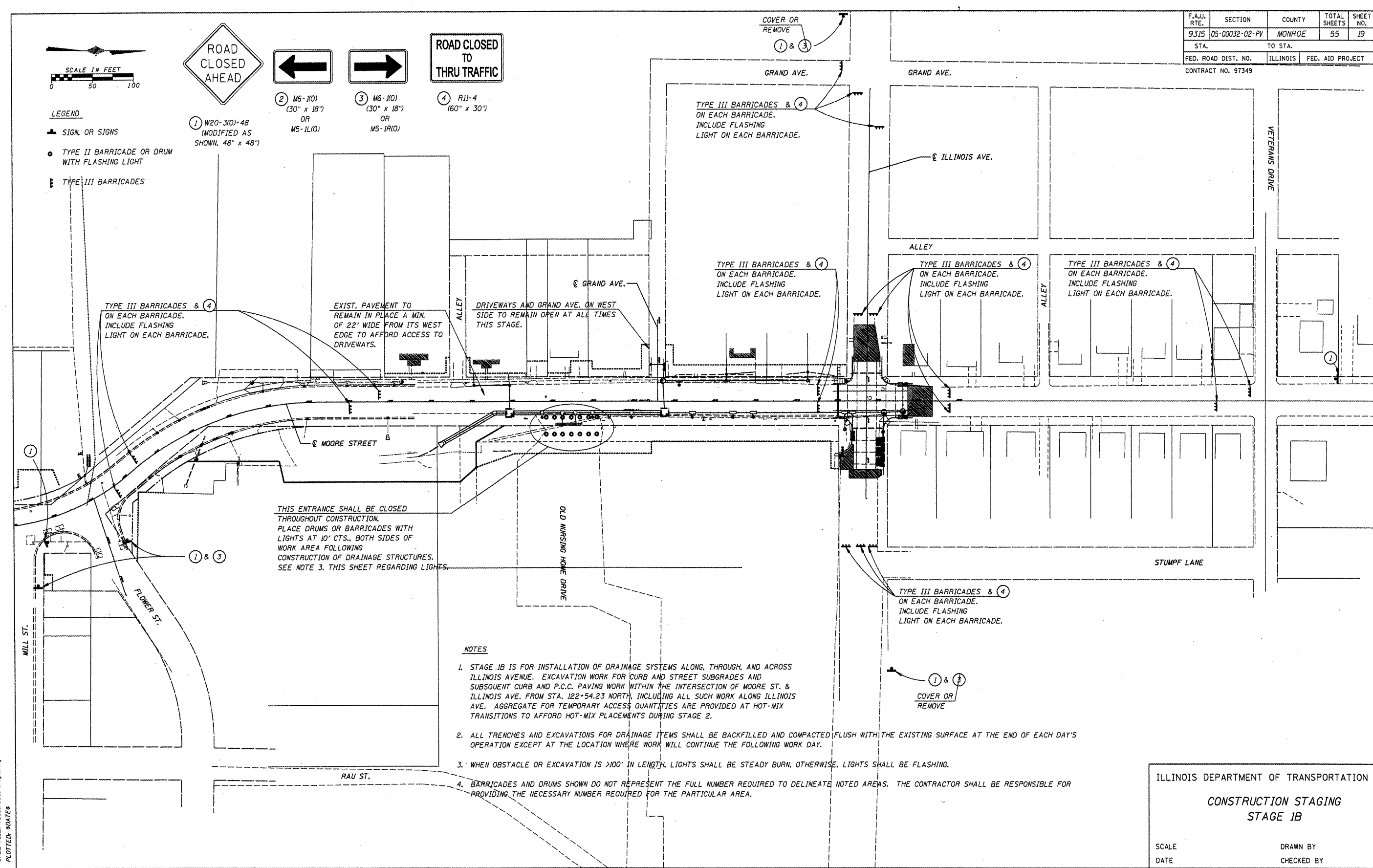
- 1 SIGN, OR SIGNS
- 2 TYPE II BARRICADE OR DRUM WITH FLASHING LIGHT
- 3 TYPE III BARRICADES

1 W20-310-48 (MODIFIED AS SHOWN, 48" x 48")

2 M6-110 (30" x 18") OR M5-110(O)

3 M6-110 (30" x 18") OR M5-110(O)

4 R11-4 (60" x 30")



THIS ENTRANCE SHALL BE CLOSED THROUGHOUT CONSTRUCTION. PLACE DRUMS OR BARRICADES WITH LIGHTS AT 10' CTS., BOTH SIDES OF WORK AREA FOLLOWING CONSTRUCTION OF DRAINAGE STRUCTURES. SEE NOTE 3. THIS SHEET REGARDING LIGHTS.

NOTES

1. STAGE 1B IS FOR INSTALLATION OF DRAINAGE SYSTEMS ALONG, THROUGH, AND ACROSS ILLINOIS AVENUE. EXCAVATION WORK FOR CURB AND STREET SUBGRADES AND SUBSEQUENT CURB AND P.C.C. PAVING WORK WITHIN THE INTERSECTION OF MOORE ST. & ILLINOIS AVE. FROM STA. 122+54.23 NORTH, INCLUDING ALL SUCH WORK ALONG ILLINOIS AVE. AGGREGATE FOR TEMPORARY ACCESS QUANTITIES ARE PROVIDED AT HOT-MIX TRANSITIONS TO AFFORD HOT-MIX PLACEMENTS DURING STAGE 2.
2. ALL TRENCHES AND EXCAVATIONS FOR DRAINAGE ITEMS SHALL BE BACKFILLED AND COMPACTED FLUSH WITH THE EXISTING SURFACE AT THE END OF EACH DAY'S OPERATION EXCEPT AT THE LOCATION WHERE WORK WILL CONTINUE THE FOLLOWING WORK DAY.
3. WHEN OBSTACLE OR EXCAVATION IS >100' IN LENGTH, LIGHTS SHALL BE STEADY BURN, OTHERWISE, LIGHTS SHALL BE FLASHING.
4. BARRICADES AND DRUMS SHOWN DO NOT REPRESENT THE FULL NUMBER REQUIRED TO DELINEATE NOTED AREAS. THE CONTRACTOR SHALL BE RESPONSIBLE FOR PROVIDING THE NECESSARY NUMBER REQUIRED FOR THE PARTICULAR AREA.

ILLINOIS DEPARTMENT OF TRANSPORTATION
CONSTRUCTION STAGING
STAGE 1B

SCALE _____ DRAWN BY _____
 DATE _____ CHECKED BY _____

CADD FILE: /5861/5861-5861.dgn
 PLOTTED: 8/20/18

H.M. & G. INC. 5861