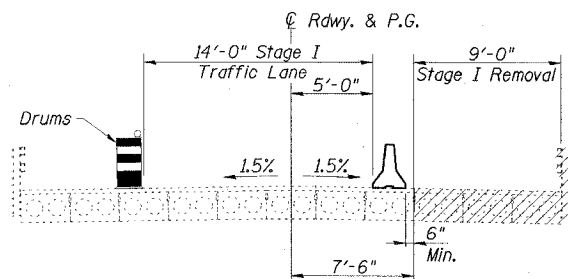


STATE OF ILLINOIS  
DEPARTMENT OF TRANSPORTATION

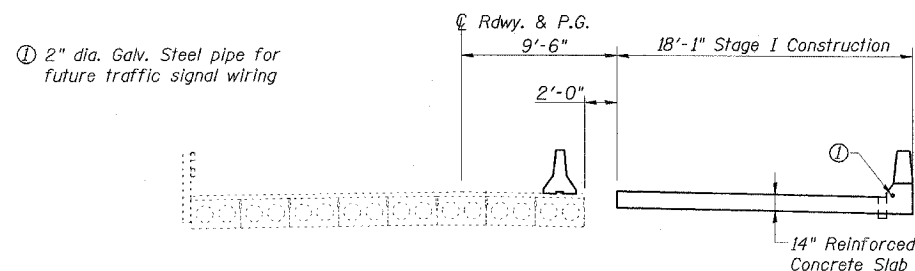
ROUTE NO.	SECTION	COUNTY	SHEET	SHEET NO.
FAP 869	#	SALINE	71	32
CONTRACT NO. 98999				*105A1B-1

**STAGE CONSTRUCTION NOTES**

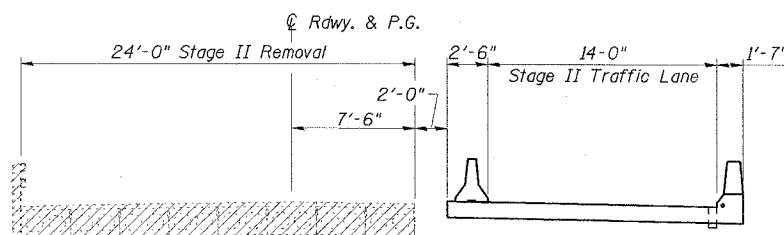
- Hatched areas indicate removal.
- All staging sections are looking South.
- For quantities of Temporary Concrete Barrier see Roadway Plans.
- The stage construction lines for the substructure units differ from the stage construction line for the superstructure. See details on the individual substructure sheets.



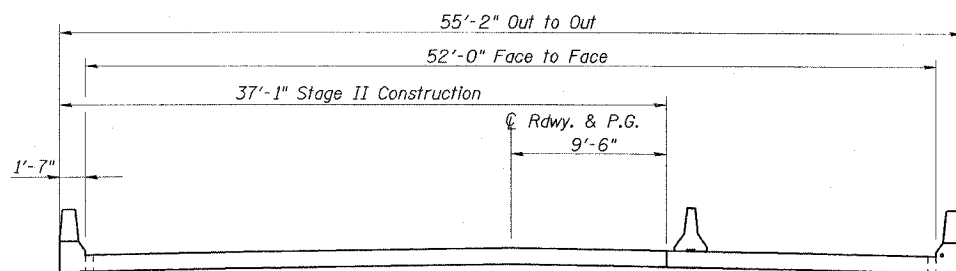
**STAGE I REMOVAL**



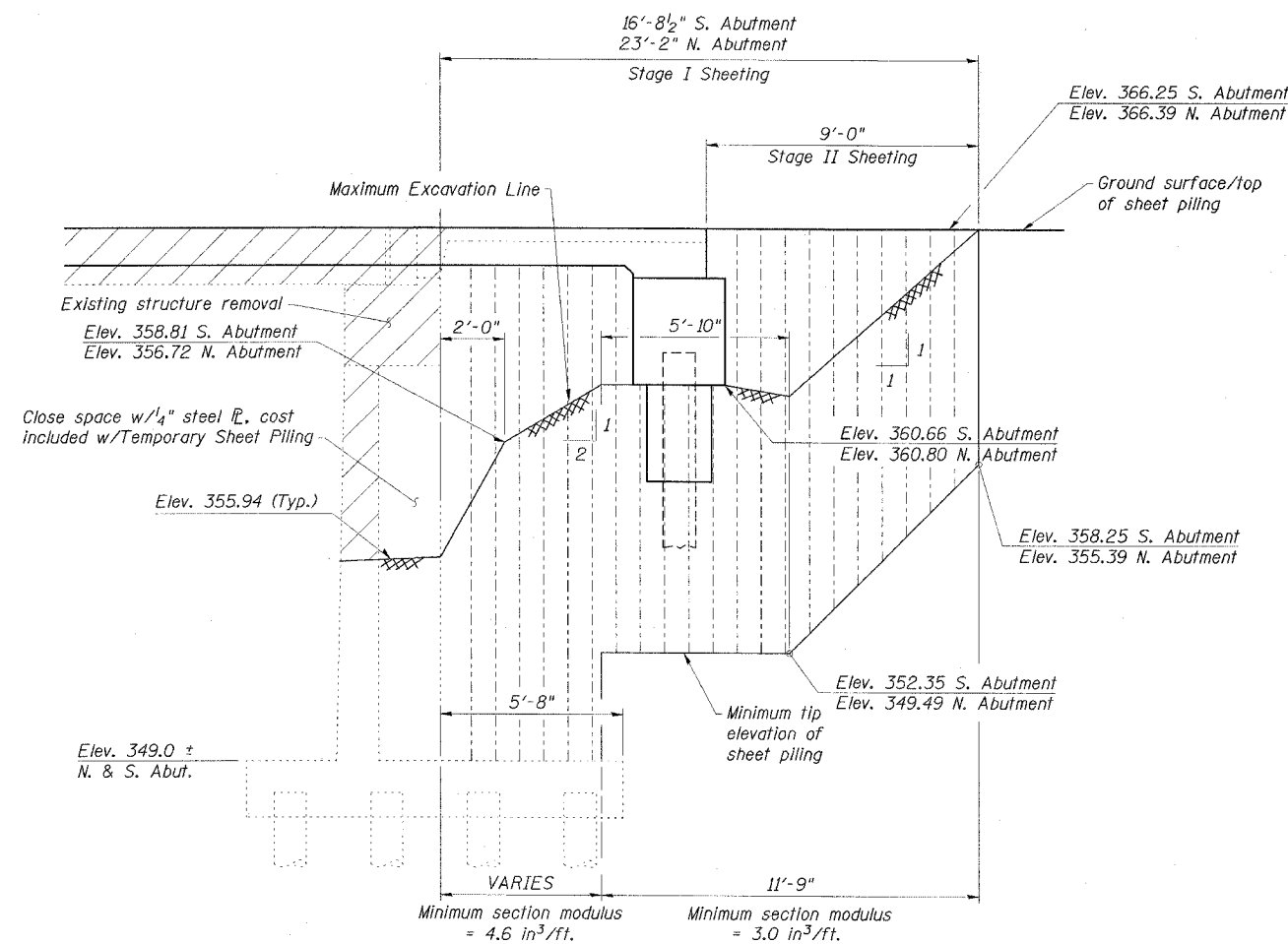
**STAGE I CONSTRUCTION**



**STAGE II REMOVAL**



**STAGE II CONSTRUCTION**



**TEMPORARY SHEET PILING**  
(South Abutment shown; North Abutment similar)

**TEMPORARY SHEET PILING NOTES**

- If the Contractor chooses to alter the temporary cantilevered sheet piling design requirements shown on the plans, a design submittal including plan details and calculations will be required for review and acceptance by the Engineer.
- The Contractor shall connect the first sheet to the existing abutment wall to ensure stability of sheets driven to the top of the existing footing. This connection shall be reviewed and accepted by the Engineer and included in the cost for Temporary Sheet Piling.

**ESCA**  
CONSULTANTS, INC.

DESIGNED BY:	FMA	2/08
DRAWN BY:	DWH	2/08
CHECKED BY:	RDP	2/08
APPROVED BY:	RDP	3/08

**STAGE CONSTRUCTION DETAILS**  
IL 34 OVER  
WEST HARRISBURG DRAINAGE DITCH  
FAP ROUTE 869 - SECTION (105A)B-1  
SALINE COUNTY  
STATION 1649+21.50  
STRUCTURE NO. 083-0066