

CONTRACT # 99334

STRIPING SCHEDULE			
NO PASSING ZONES		CENTERLINE	EDGE LINE
WESTBOUND	EASTBOUND		
696+06 TO 707+22 718+02 TO 750+75	675+50 TO 683+62 704+02 TO 715+88 729+08 TO 758+47	675+50 TO 704+02 707+22 TO 729+08 750+75 TO 841+68	675+50 TO 841+68 PLACE EDGELINE 4" FROM EDGE OF SURFACE AND OMIT AT SIDEROADS
4389'	4937'	3533'	32736'
9326'		45,595'	

HOT-MIX ASPHALT SURFACE AND LEVEL BINDER	
MATERIAL PURPOSE	TONS
RESURFACING	5945
SIDEROADS, INTERSECTIONS, P.E., F.E.	525
TOTAL	6470

CONVERSION FACTOR=112 LBS./SQ. YD./INCH

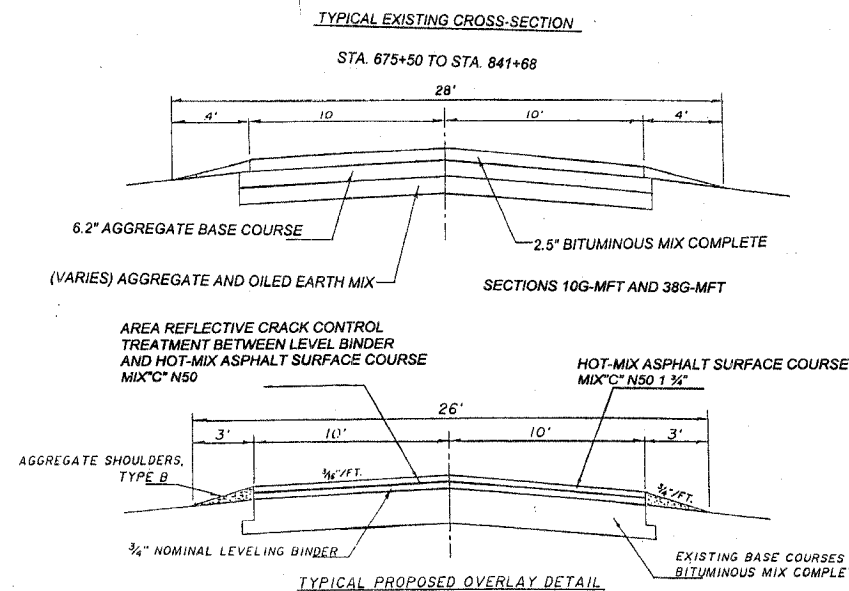
GENERAL NOTES

THIS SECTION SHALL CONSIST OF HOT-MIX ASPHALT SURFACE COURSE, MIX "C" N50 WITH AREA REFLECTIVE CRACK CONTROL TREATMENT, AGGREGATE SHOULDERS, STRIPING, RESURFACING OF DRIVES, FIELD ENTRANCES, ROAD INTERSECTIONS AND MAILBOX TURNOUTS. ALL WORK SHALL BE IN ACCORDANCE WITH THE PLANS, SPECIAL PROVISIONS AND THE STANDARD SPECIFICATIONS FOR ROAD AND BRIDGE CONSTRUCTION ADOPTED JAN. 1, 2007 BY THE ILLINOIS DEPARTMENT OF TRANSPORTATION, RECURRING SPECIAL PROVISIONS, AND THE SPECIAL PROVISIONS.

THE EXISTING GRADE, ALIGNMENT, DRAINAGE STRUCTURES, BASE AND SURFACE WERE CONSTRUCTED UNDER SECTION 10G-MFT AND SECTION 38G-MFT.

ALL STATIONS REFERRED TO HEREIN ARE IN REFERENCE TO SECTION 38G-MFT.

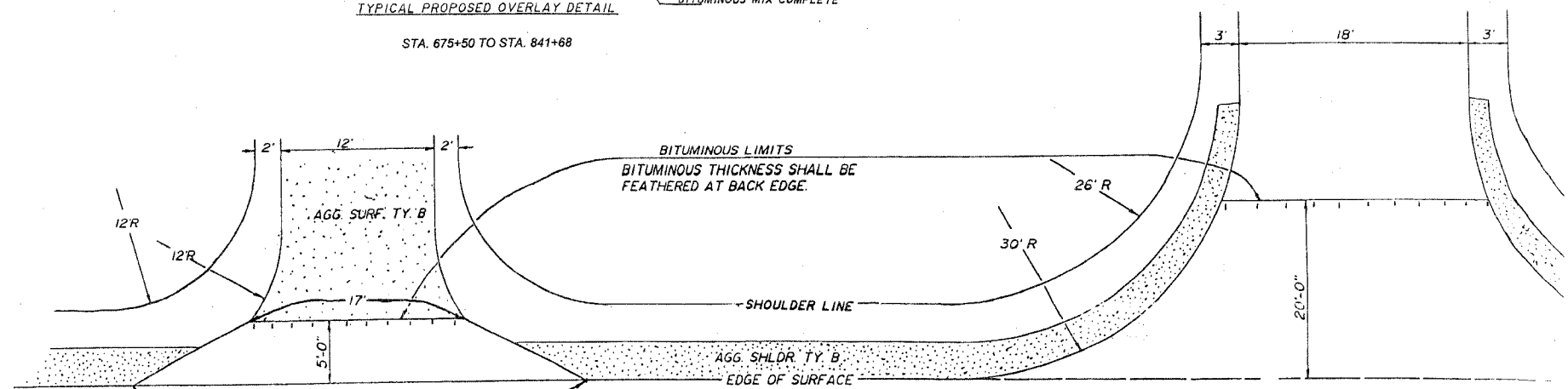
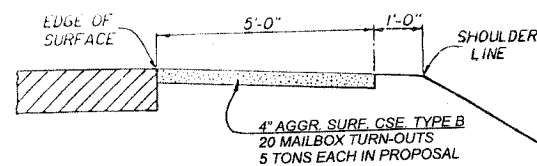
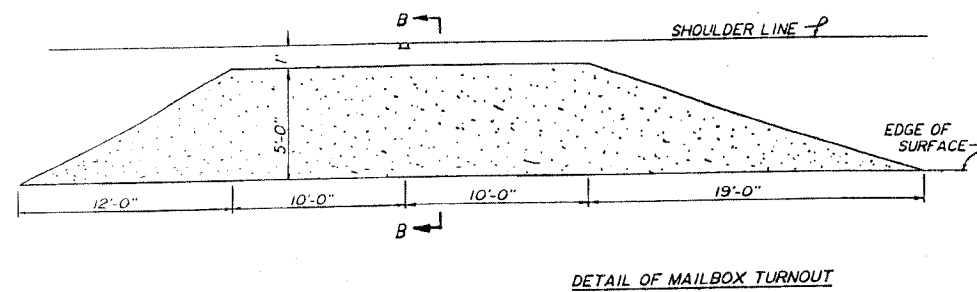
CLASS D PATCHING		
TYPE 2-9"	TYPE 3-9"	TYPE 4-9"
715+92 TO 716+05 4' WIDE 5.78 SQ. YD. E'BOUND LANE	704+65 TO 704+87.5 8' WIDE 20.00 SQ. YD. E'BOUND LANE	708+65 TO 709+56 4' WIDE 40.44 SQ. YD. W'BOUND LANE
765+95 TO 766+15 6' WIDE 13.33 SQ. YD. E'BOUND LANE		775+50 TO 776+10 5' WIDE 33.33 SQ. YD. E'BOUND LANE
779+61 TO 779+87 4' WIDE 11.56 SQ. YD. W'BOUND LANE		841+53 TO 841+68 70' WIDE AVERAGE 116.67 SQ. YD. BOTH LANES
801+00 TO 801+13 6' WIDE 8.67 SQ. YD. E'BOUND LANE		PATCH ONE LANE AT A TIME
39.34 SQ. YD.	20 SQ. YD.	191 SQ. YD.



STATION	ADT	PV	SU	MU
841+68 TO 836+93	1010	975	35	0
836+93 TO 749+28	900	845	45	10
749+28 TO 675+50	330	305	25	0

MAXIMUM GRADE = < 3%
MINIMUM SIGHT DISTANCE = > 400'
YR. OF IMPROVEMENT DESIGN = 2008
DESIGN SPEED = 50 M.P.H.

HOT-MIX ASPHALT THICKNESS = 2 1/2"
M.S. = 1500 MINIMUM
PRIME = 0.10 GALLONS / SQ. YD.



REPAIR ALL SIDEROADS AND ENTRANCES AS REQUIRED BY DIRECTION OF THE ENGINEER. 5 TONS EACH AGGREGATE SURFACE COURSE TYPE B ALLOWED IN THE PROPOSAL.

DETAIL OF PRIVATE/FIELD ENTRANCE

55 PRIVATE / FIELD ENTRANCES WITH 5 TONS HOT-MIX ASPHALT SURFACE COURSE MIX "C" N50 EACH ALLOWED IN THE PROPOSAL.

DETAIL OF SIDE ROAD INTERSECTIONS (10 EACH)

25 TONS EACH OF HOT-MIX ASPHALT SURFACE COURSE MIX "C" N50 ALLOWED IN THE PROPOSAL.