





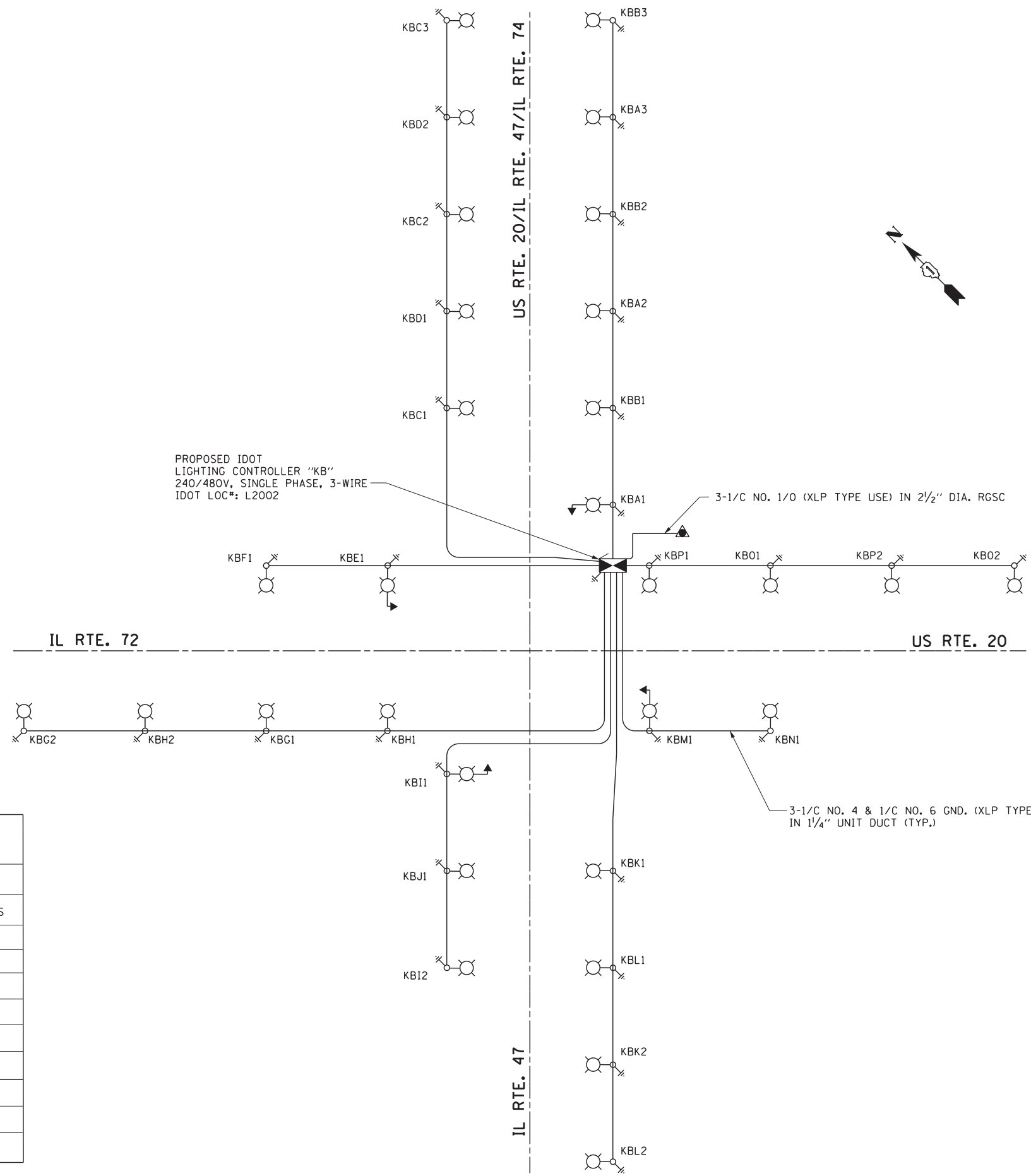


**ELECTRICAL SYMBOLS**

- 
 LIGHTING UNIT:  
 47.5 FT. M.H., 12 FT. DAVIT ARM,  
 310W 240V (PHASE TO NEUTRAL) HPS M-C-III  
 LUMINAIRE WITH 6 AMP FUSE, 9" BREAKAWAY  
 TRANSFORMER BASE MOUNTED ON CONCRETE  
 FOUNDATION
- 
 COMBINATION TRAFFIC SIGNAL AND  
 LIGHTING UNIT: LUMINAIRE ARM 15 FT.  
 AT 45 FT. MOUNTING HEIGHT, 310 WATT  
 LUMINAIRE, 240V (PHASE TO NEUTRAL),  
 HPS M-C-III, WITH 6 AMP FUSE
- 
 LIGHTING CONTROLLER CABINET  
 240/480V, 1PH, 3 WIRE
- 
 GROUND ROD
- 
 ELECTRIC UTILITY SERVICE
- 
 UNIT DUCT  
 3 #4 & 1 #6 GND XLP-TYPE USE IN 1/4" DIA.  
 SCHEDULE 40 POLYETHYLENE DUCT,  
 UNLESS NOTED OTHERWISE



**LOAD TABLE  
LIGHTING CONTROLLER "KB"  
240/480V, 1PH, 3 WIRE**

RED PHASE			BLACK PHASE		
CIRCUIT	AMPERES @ 240V	WATTS	CIRCUIT	AMPERES @ 240V	WATTS
A	5.0	1200	B	5.0	1200
C	5.0	1200	D	3.4	816
E	1.7	408	F	1.7	408
G	3.4	816	H	3.4	816
I	3.4	816	J	1.7	408
K	3.4	816	L	3.4	816
M	1.7	408	N	1.7	408
O	3.4	816	P	3.4	816
S	0	0	T	0	0

TOTAL LOAD=16,992 WATTS

FILE NAME =	USER NAME = *USER*	DESIGNED - WDS	REVISED - 4/25/2014 WDS
*FILES*		DRAWN - HA	REVISED -
	PLOT SCALE = *SCALE*	CHECKED - WDS	REVISED -
*MODELNAME*	PLOT DATE = *DATE*	DATE - 3/28/2014	REVISED -

**STATE OF ILLINOIS  
DEPARTMENT OF TRANSPORTATION**

**IDOT LIGHTING CONTROLLER 'KB' - SINGLE LINE DIAGRAM  
U.S. RTE 20 (SOUTH JUNCTION)**

SCALE: N.T.S.    SHEET 1 OF 1 SHEETS    STA.    TO STA.

F.A. RTE.	SECTION	COUNTY	TOTAL SHEETS	SHEET NO.
345	106-S-N-2	KANE	147	97
				CONTRACT NO. 60T09
ILLINOIS FED. AID PROJECT				