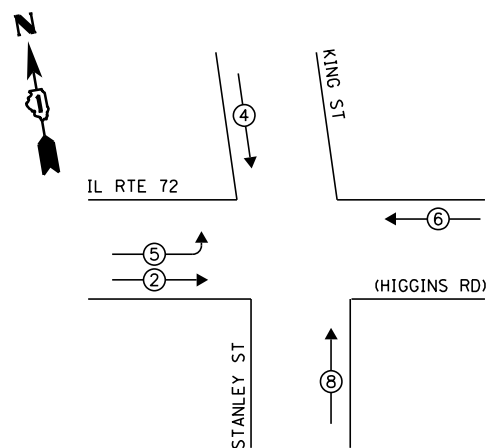


**EXISTING CONTROLLER SEQUENCE**

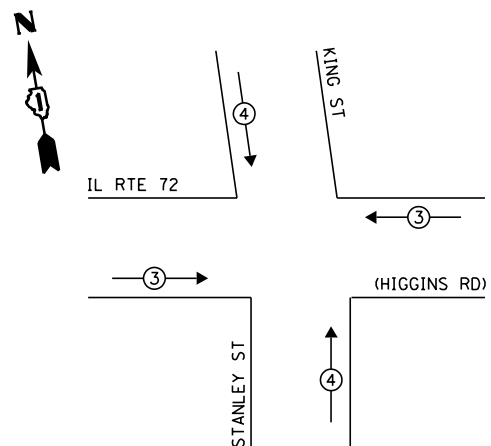


**LEGEND:**

- ◀ ⊠ ▶ SINGLE ENTRY PHASE
- ◀ ⊙ ▶ DUAL ENTRY PHASE
- ◀ ⊙ ▶ PEDESTRIAN PHASE
- ◀ ⊙ ▶ OVERLAP

**EXISTING PHASE DESIGNATION DIAGRAM**

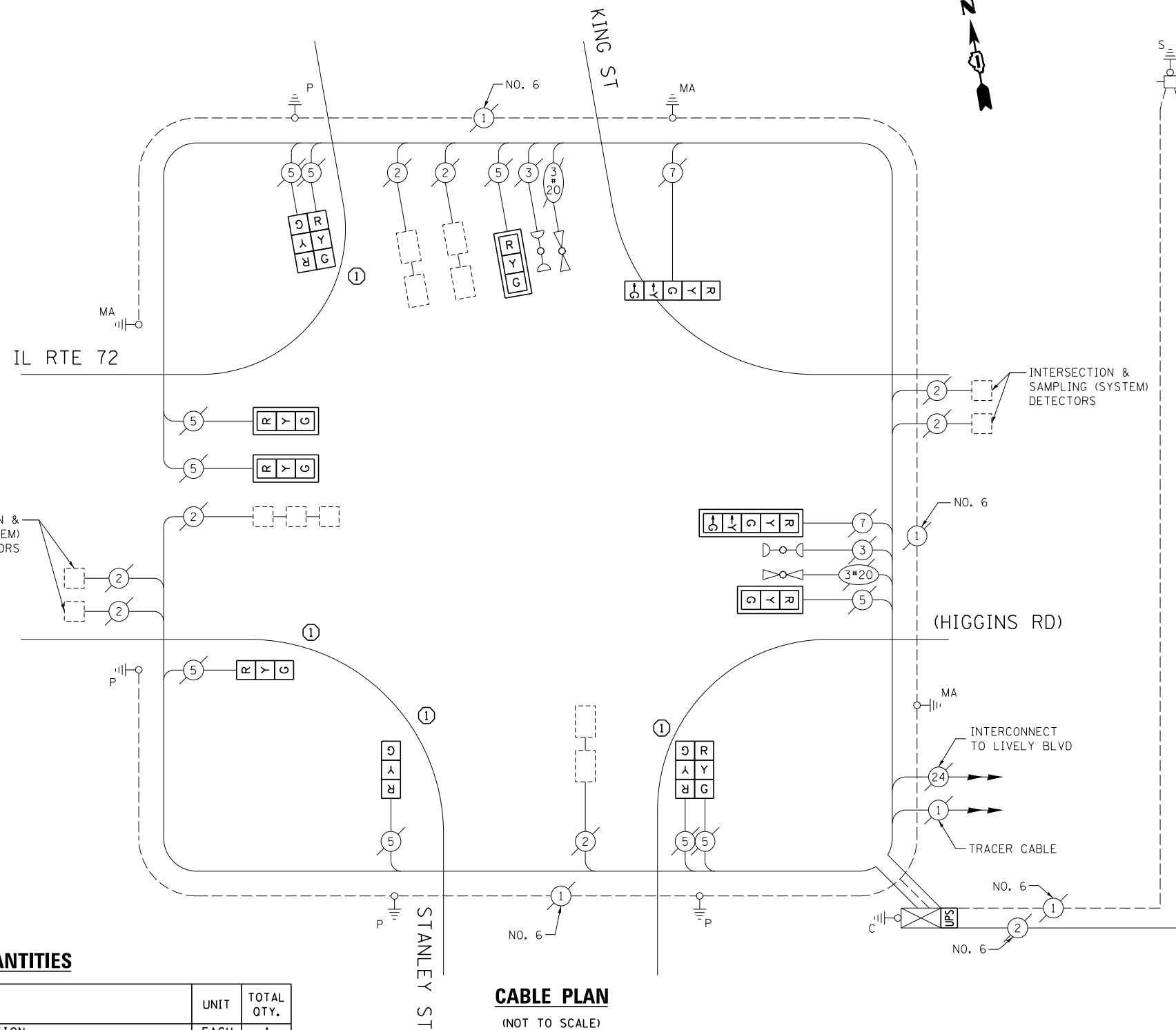
**EXISTING EMERGENCY VEHICLE PREEMPTION SEQUENCE**



EXISTING EMERGENCY VEHICLE PREEMPTORS		
EMERGENCY VEHICLE PREEMPTOR	3	4
MOVEMENT	—	

**SCHEDULE OF QUANTITIES**

ITEM DESCRIPTION	UNIT	TOTAL QTY.
MAINTENANCE OF EXISTING TRAFFIC SIGNAL INSTALLATION	EACH	1
TRAFFIC SIGNAL POST, GALVANIZED STEEL 14 FT.	EACH	4
SIGNAL HEAD, LED, 1-FACE, 3-SECTION, MAST-ARM MOUNTED	EACH	4
SIGNAL HEAD, LED, 1-FACE, 3-SECTION, BRACKET MOUNTED	EACH	2
SIGNAL HEAD, LED, 1-FACE, 5-SECTION, BRACKET MOUNTED	EACH	1
SIGNAL HEAD, LED, 1-FACE, 5-SECTION, MAST-ARM MOUNTED	EACH	1
SIGNAL HEAD, LED, 2-FACE, 3-SECTION, BRACKET MOUNTED	EACH	2
TRAFFIC SIGNAL BACKPLATE, LOUVERED, ALUMINUM	EACH	5
MODIFY EXISTING CONTROLLER CABINET	EACH	1
REMOVE EXISTING TRAFFIC SIGNAL EQUIPMENT	EACH	1
UNINTERRUPTIBLE POWER SUPPLY, SPECIAL	EACH	1
REMOVE AND REPLACE ANCHOR BOLTS	EACH	2



**CABLE PLAN**

(NOT TO SCALE)

THE FOLLOWING ITEMS SHALL BE REMOVED BY THE CONTRACTOR AND SHALL BE DISPOSED OF BY THEM OUTSIDE THE RIGHT-OF-WAY AT THEIR EXPENSE. THE SALVAGE VALUE OF THE REMOVED EQUIPMENT SHALL BE REFLECTED IN THE CONTRACT BID PRICE.

4	EACH	TRAFFIC SIGNAL POST
10	EACH	3-SECTION SIGNAL HEAD
2	EACH	5-SECTION SIGNAL HEAD
5	EACH	TRAFFIC SIGNAL BACKPLATE

I.D.O.T. TRAFFIC SIGNAL INSTALLATION ELECTRICAL SERVICE REQUIREMENTS					TOTAL WATTAGE
TYPE	NO. OF LAMPS	WATTAGE		% OPERATION	
SIGNAL (RED)	12	INCAND.	LED	0.50	102.0
(YELLOW)	12		25	0.25	75.0
(GREEN)	12		15	0.25	45.0
ARROW	4		12	0.10	4.8
PED. SIGNAL	-		25	1.00	-
CONTROLLER	1		100	1.00	100.0
ILLUM. SIGN	-		25	0.05	-
VIDEO SYSTEM	-		150	1.00	-
FLASHER				0.50	
ENERGY COSTS TO:				TOTAL =	326.8

ELK GROVE VILLAGE  
901 WELLINGTON AVE  
ELK GROVE VILLAGE, IL 60007

ENERGY SUPPLY: CONTACT: DAVE SCHACHT  
PHONE: (630) 437-2129  
COMPANY: COMMONWEALTH EDISON

FILE NAME =	USER NAME = pocitechal	DESIGNED - IP	REVISED -
es:\pwork\pwork\pocitechal\08381174\012314-sh-t-tsl.dgn		DRAWN - IP	REVISED -
Default	PLOT SCALE = 40.0000' / in.	CHECKED - AW / LP	REVISED -
	PLOT DATE = 5/16/2014	DATE - 5/15/2014	REVISED -

STATE OF ILLINOIS  
DEPARTMENT OF TRANSPORTATION

CABLE PLAN, PHASE DESIGNATION DIAGRAM, EMERGENCY VEHICLE PREEMPTION SEQUENCE, AND SCHEDULE OF QUANTITIES  
IL RTE 72 (HIGGINS RD) AT KING ST / STANLEY ST

SCALE: SHEET OF SHEETS STA. TO STA.

F.A. RTE.	SECTION	COUNTY	TOTAL SHEETS	SHEET NO.
--	2014-008T5	COOK	81	37
CONTRACT NO. 60X83				
ILLINOIS FED. AID PROJECT				

TS 3335