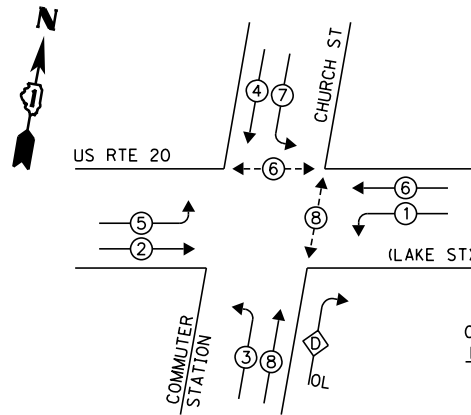


**EXISTING CONTROLLER SEQUENCE**



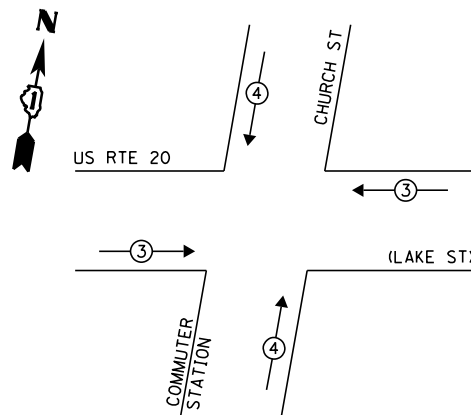
**LEGEND:**

- ◀◻▶ SINGLE ENTRY PHASE
- ◀◉▶ DUAL ENTRY PHASE
- ◀◉▶ PEDESTRIAN PHASE
- ◀◉▶ OVERLAP

OVERLAP LETTER D = PERMISSIVE PHASE 8 + PROTECTED PHASE 1

**EXISTING PHASE DESIGNATION DIAGRAM**

**EXISTING EMERGENCY VEHICLE PREEMPTION SEQUENCE**



EXISTING EMERGENCY VEHICLE PREEMPTORS		
EMERGENCY VEHICLE PREEMPTOR	3	4
MOVEMENT	==	

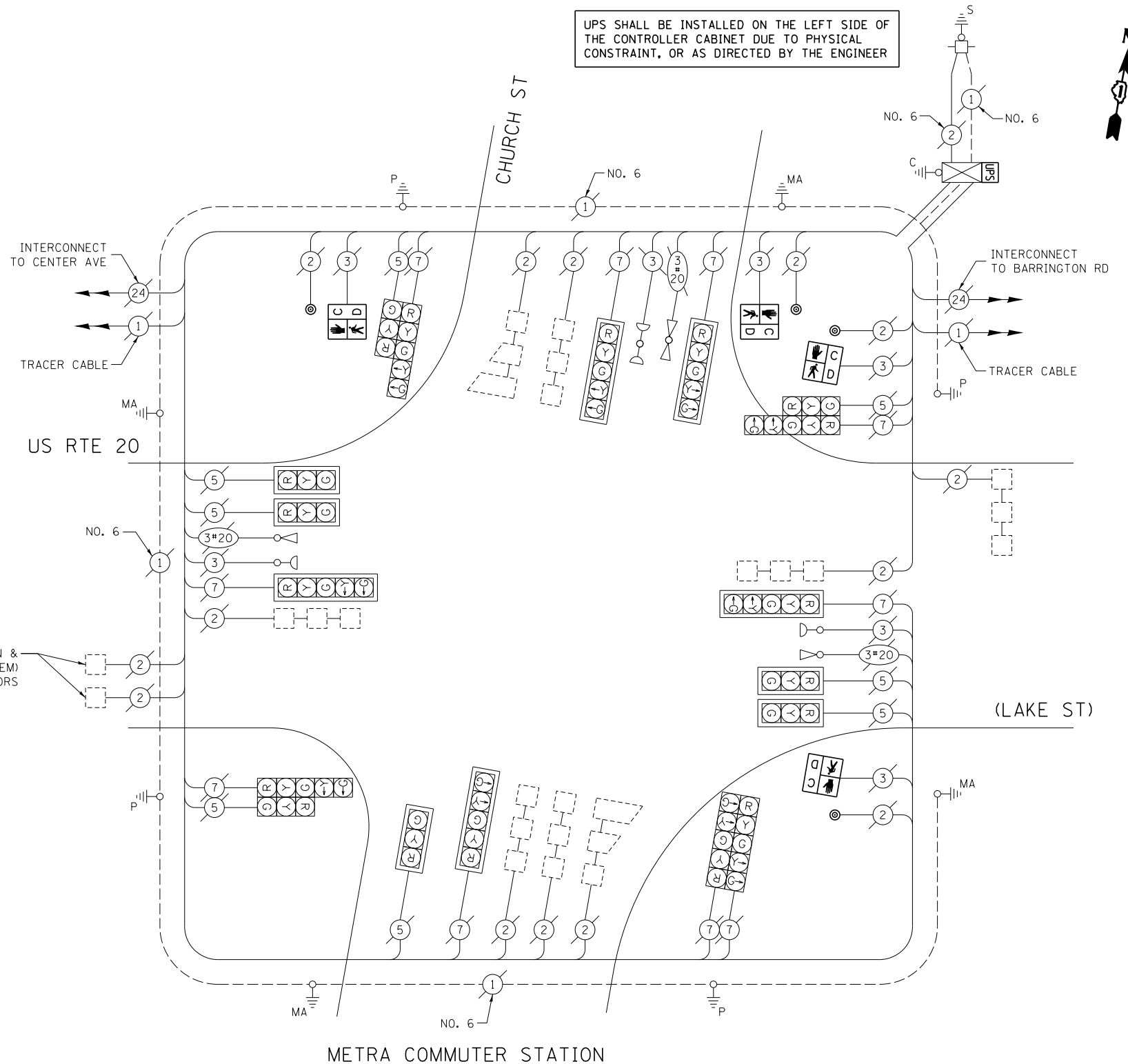
I.D.O.T. TRAFFIC SIGNAL INSTALLATION ELECTRICAL SERVICE REQUIREMENTS					TOTAL WATTAGE
TYPE	NO. OF LAMPS	WATTAGE		% OPERATION	
SIGNAL (RED)	18	INCAND.	LED	0.50	153.0
(YELLOW)	18		25	0.25	112.5
(GREEN)	18		15	0.25	67.5
ARROW	20		12	0.10	24.0
PED. SIGNAL	4		25	1.00	100.0
CONTROLLER	1		100	1.00	100.0
ILLUM. SIGN	-		25	0.05	-
VIDEO SYSTEM	-		150	1.00	-
FLASHER				0.50	
ENERGY COSTS TO:				TOTAL =	557.0

VILLAGE OF HANOVER PARK  
 2121 W. LAKE ST  
 HANOVER PARK, IL 60133  
 ENERGY SUPPLY: CONTACT: JOE STACHO  
 PHONE: (630) 424-5704  
 COMPANY: COMMONWEALTH EDISON

**SCHEDULE OF QUANTITIES**

ITEM DESCRIPTION	UNIT	TOTAL QTY.
MAINTENANCE OF EXISTING TRAFFIC SIGNAL INSTALLATION	EACH	1
PEDESTRIAN SIGNAL HEAD, LED, 1-FACE, BRACKET MOUNTED W/ COUNTDOWN TIMER	EACH	4
PEDESTRIAN PUSH-BUTTON	EACH	4
MODIFY EXISTING CONTROLLER CABINET	EACH	1
REMOVE EXISTING TRAFFIC SIGNAL EQUIPMENT	EACH	1
UNINTERRUPTABLE POWER SUPPLY, SPECIAL	EACH	1

UPS SHALL BE INSTALLED ON THE LEFT SIDE OF THE CONTROLLER CABINET DUE TO PHYSICAL CONSTRAINT, OR AS DIRECTED BY THE ENGINEER



**CABLE PLAN**

(NOT TO SCALE)

THE FOLLOWING ITEMS SHALL BE REMOVED BY THE CONTRACTOR AND SHALL BE DISPOSED OF BY THEM OUTSIDE THE RIGHT-OF-WAY AT THEIR EXPENSE. THE SALVAGE VALUE OF THE REMOVED EQUIPMENT SHALL BE REFLECTED IN THE CONTRACT BID PRICE.

- 4 EACH PEDESTRIAN SIGNAL HEAD
- 4 EACH PEDESTRIAN PUSH-BUTTON

FILE NAME = USER NAME = poc1echal  
 es:\pwwork\poc1echal\08381174\012314-sh-t-ts4.dgn  
 PLOT SCALE = 40.0000' / in.  
 PLOT DATE = 5/16/2014

DESIGNED - IP  
 DRAWN - IP  
 CHECKED - AW / LP  
 DATE - 5/15/2014

STATE OF ILLINOIS  
 DEPARTMENT OF TRANSPORTATION

CABLE PLAN, PHASE DESIGNATION DIAGRAM, EMERGENCY VEHICLE PREEMPTION SEQUENCE, AND SCHEDULE OF QUANTITIES  
 US RTE 20 (LAKE ST) AT CHURCH ST / METRA COMMUTER LOT

SCALE: SHEET OF SHEETS STA. TO STA.

F.A. RTE.	SECTION	COUNTY	TOTAL SHEETS	SHEET NO.
--	2014-008T5	COOK	81	48
CONTRACT NO. 60X83				
ILLINOIS FED. AID PROJECT				

TS 13760