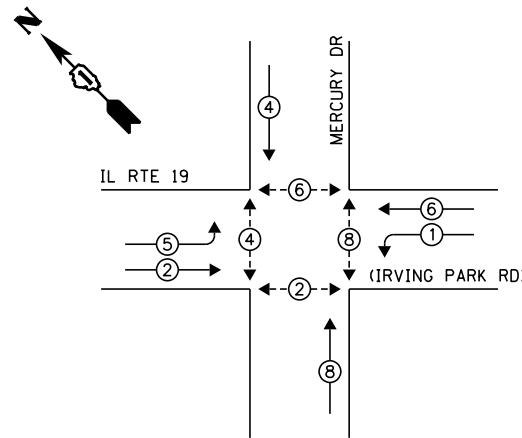


EXISTING CONTROLLER SEQUENCE



LEGEND:

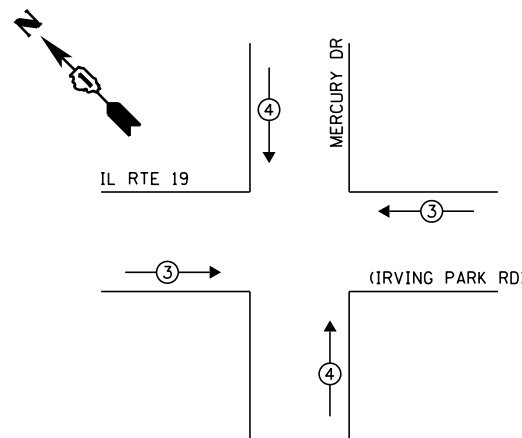
- ◀* SINGLE ENTRY PHASE
- ◀• DUAL ENTRY PHASE
- ◀• PEDESTRIAN PHASE
- ◀• OL OVERLAP

RETROFIT ALL EXISTING TRAFFIC SIGNAL HEADS TO L.E.D.

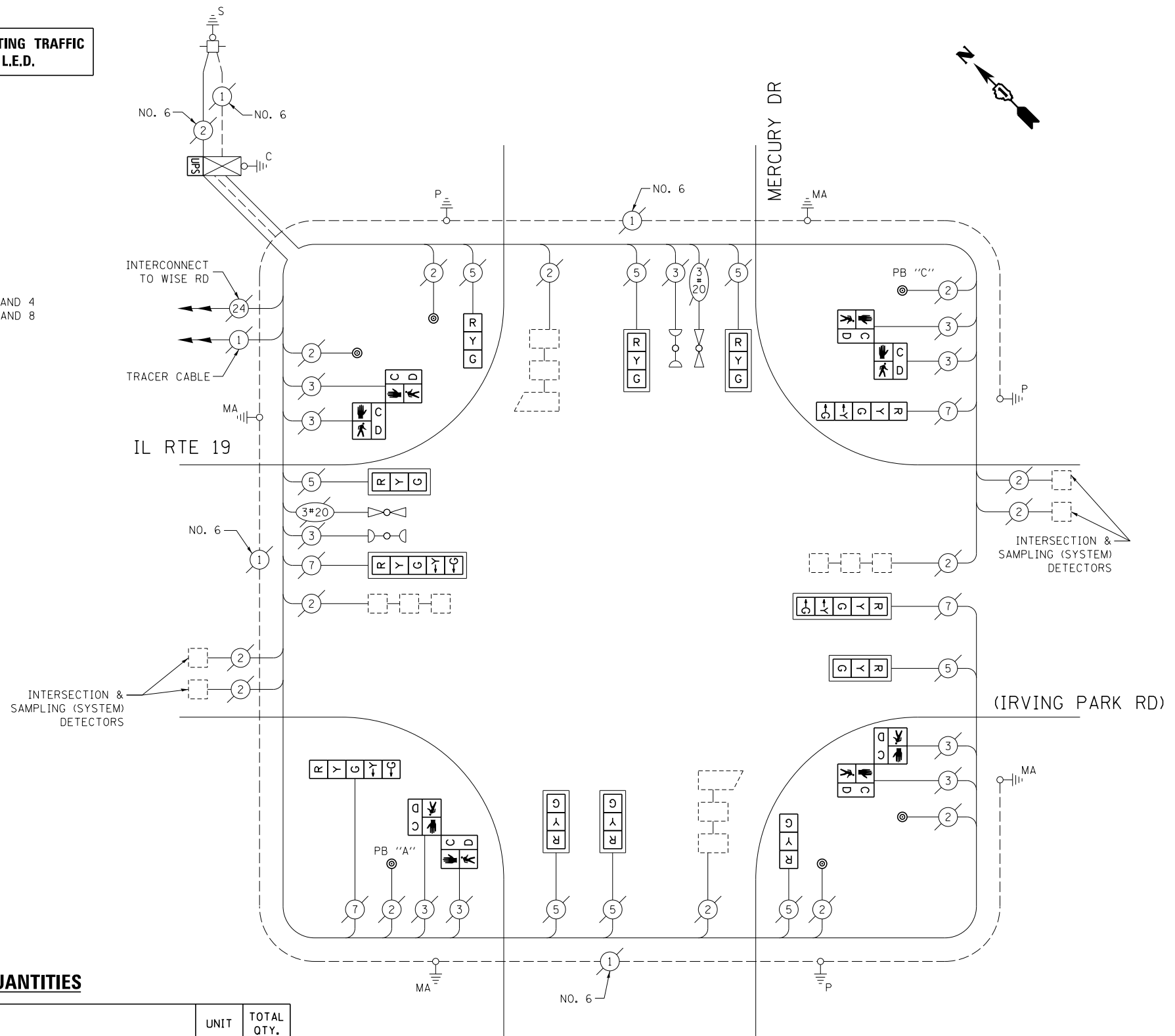
NOTE:
PUSH BUTTON "A" SHALL PLACE A CALL IN PHASES 2 AND 4
PUSH BUTTON "C" SHALL PLACE A CALL IN PHASES 6 AND 8

EXISTING PHASE DESIGNATION DIAGRAM

EXISTING EMERGENCY VEHICLE PREEMPTION SEQUENCE



EXISTING EMERGENCY VEHICLE PREEMPTORS		
EMERGENCY VEHICLE PREEMPTOR	3	4
MOVEMENT	==	



CABLE PLAN

(NOT TO SCALE)

THE FOLLOWING ITEMS SHALL BE REMOVED BY THE CONTRACTOR AND SHALL BE DISPOSED OF BY THEM OUTSIDE THE RIGHT-OF-WAY AT THEIR EXPENSE. THE SALVAGE VALUE OF THE REMOVED EQUIPMENT SHALL BE REFLECTED IN THE CONTRACT BID PRICE.

- 8 EACH PEDESTRIAN SIGNAL HEAD
- 6 EACH PEDESTRIAN PUSH-BUTTON

SCHEDULE OF QUANTITIES

ITEM DESCRIPTION	UNIT	TOTAL QTY.
MAINTENANCE OF EXISTING TRAFFIC SIGNAL INSTALLATION	EACH	1
PEDESTRIAN SIGNAL HEAD, LED, 2-FACE, BRACKET MOUNTED W/ COUNTDOWN TIMER	EACH	4
MODIFY EXISTING CONTROLLER CABINET	EACH	1
REMOVE EXISTING TRAFFIC SIGNAL EQUIPMENT	EACH	1
UNINTERRUPTABLE POWER SUPPLY, SPECIAL	EACH	1
SIGNAL HEAD, LED, 1-FACE, 3-SECTION, BRACKET MOUNTED, RETROFIT	EACH	2
SIGNAL HEAD, LED, 1-FACE, 3-SECTION, MAST ARM MOUNTED, RETROFIT	EACH	6
SIGNAL HEAD, LED, 1-FACE, 5-SECTION, MAST ARM MOUNTED, RETROFIT	EACH	2
SIGNAL HEAD, LED, 1-FACE, 5-SECTION, BRACKET MOUNTED, RETROFIT	EACH	2
PEDESTRIAN PUSH-BUTTON, NON-LATCHING	EACH	6

I.D.O.T. TRAFFIC SIGNAL INSTALLATION ELECTRICAL SERVICE REQUIREMENTS					TOTAL WATTAGE
TYPE	NO. OF LAMPS	WATTAGE		% OPERATION	
SIGNAL (RED)	12	INCAND.	LED	0.50	102.0
(YELLOW)	12		25	0.25	75.0
(GREEN)	12		15	0.25	45.0
ARROW	8		12	0.10	9.6
PED. SIGNAL	8		25	1.00	200.0
CONTROLLER	1		100	1.00	100.0
ILLUM. SIGN	-		25	0.05	-
VIDEO SYSTEM	-		150	1.00	-
FLASHER				0.50	
ENERGY COSTS TO:		TOTAL =			531.6

VILLAGE OF SCHAUMBURG
101 SCHAUMBURG COURT
SCHAUMBURG, IL 60193
ENERGY SUPPLY: CONTACT: DAVE SCHACHT
PHONE: (630) 437-2129
COMPANY: COMMONWEALTH EDISON

FILE NAME =	USER NAME = pocitechal	DESIGNED - IP	REVISED -
et:\pw_work\p\id\pocitechal\0381174\012314-sh-t-ts2.dgn		DRAWN - IP	REVISED -
Default	PLOT SCALE = 40.0000' / in.	CHECKED - AW / LP	REVISED -
	PLOT DATE = 5/16/2014	DATE - 5/15/2014	REVISED -

STATE OF ILLINOIS
DEPARTMENT OF TRANSPORTATION

CABLE PLAN, PHASE DESIGNATION DIAGRAM, EMERGENCY VEHICLE PREEMPTION SEQUENCE, AND SCHEDULE OF QUANTITIES
IL RTE 19 (IRVING PARK RD) AT MERCURY DR

SCALE: SHEET OF SHEETS STA. TO STA.

F.A. RTE.	SECTION	COUNTY	TOTAL SHEETS	SHEET NO.
--	2014-008T5	COOK	81	52
CONTRACT NO. 60X83				
ILLINOIS FED. AID PROJECT				

TS 1976