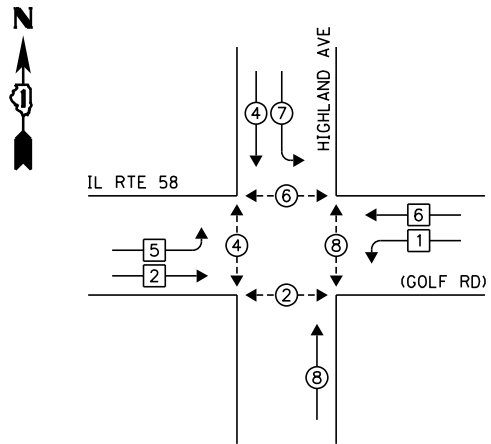


EXISTING CONTROLLER SEQUENCE



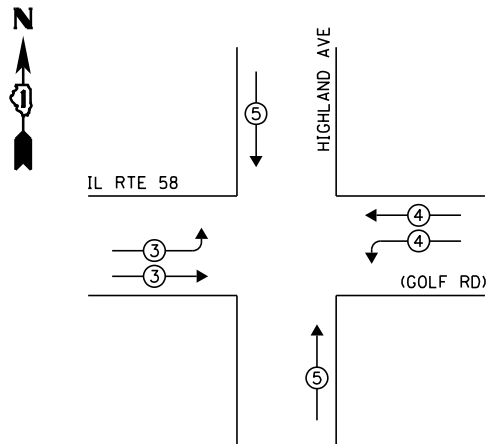
LEGEND:

- ◀◻▶ SINGLE ENTRY PHASE
- ◀◉▶ DUAL ENTRY PHASE
- ◀◉▶ PEDESTRIAN PHASE
- ◀◉▶ OVERLAP

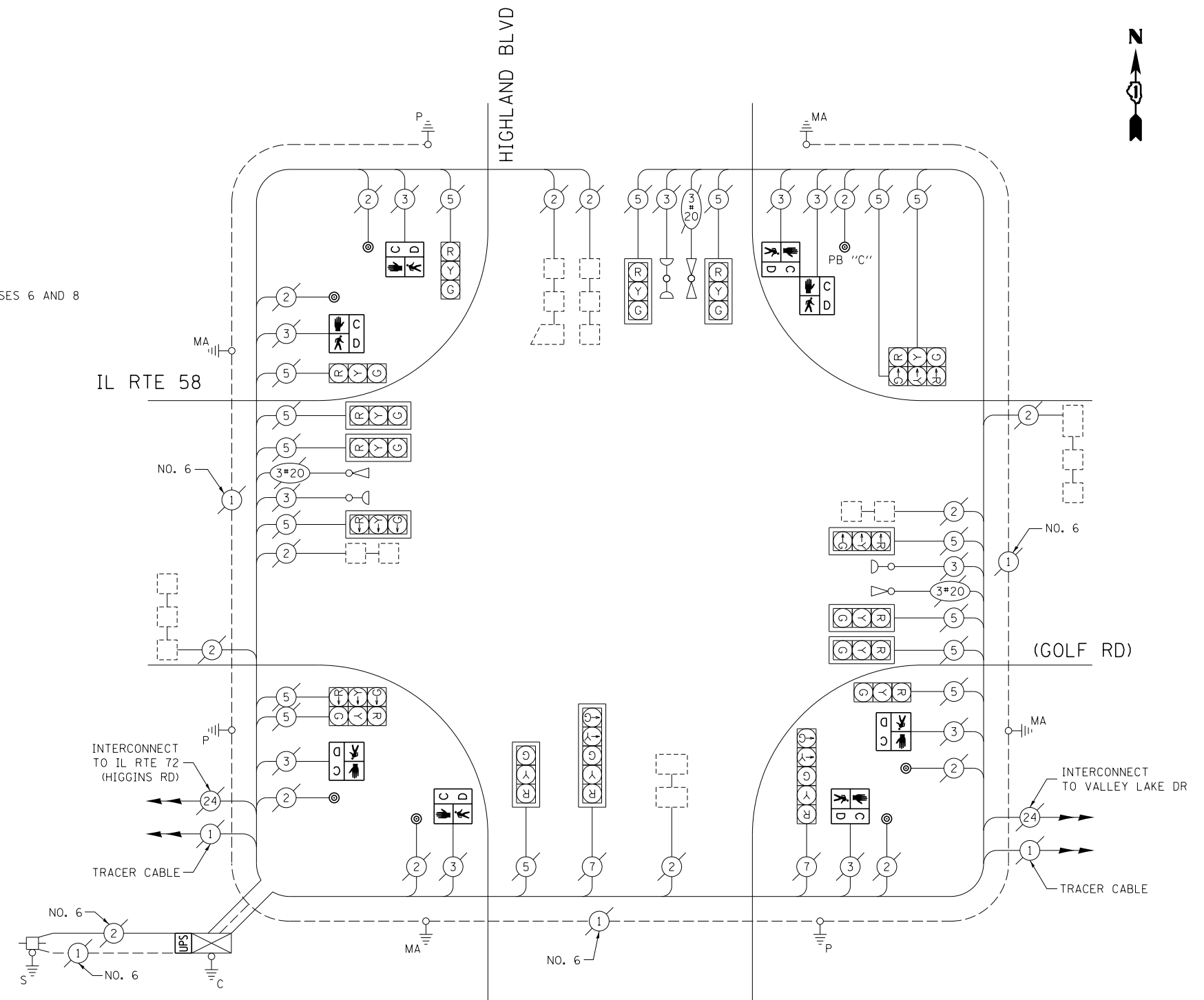
NOTE: PUSH BUTTON "C" SHALL PLACE A CALL IN PHASES 6 AND 8

EXISTING PHASE DESIGNATION DIAGRAM

EXISTING EMERGENCY VEHICLE PREEMPTION SEQUENCE



EXISTING EMERGENCY VEHICLE PREEMPTORS				
EMERGENCY VEHICLE PREEMPTOR	3	4	5	
MOVEMENT	≡	≡	≡	



UPS SHALL BE INSTALLED ON THE LEFT SIDE OF THE CONTROLLER CABINET DUE TO PHYSICAL CONSTRAINT, OR AS DIRECTED BY THE ENGINEER

CABLE PLAN
(NOT TO SCALE)

SCHEDULE OF QUANTITIES

ITEM DESCRIPTION	UNIT	TOTAL QTY.
MAINTENANCE OF EXISTING TRAFFIC SIGNAL INSTALLATION	EACH	1
PEDESTRIAN SIGNAL HEAD, LED, 1-FACE, BRACKET MOUNTED W/ COUNTDOWN TIMER	EACH	6
PEDESTRIAN SIGNAL HEAD, LED, 2-FACE, BRACKET MOUNTED W/ COUNTDOWN TIMER	EACH	1
MODIFY EXISTING CONTROLLER CABINET	EACH	1
REMOVE EXISTING TRAFFIC SIGNAL EQUIPMENT	EACH	1
UNINTERRUPTABLE POWER SUPPLY, SPECIAL	EACH	1
PEDESTRIAN PUSH-BUTTON, NON-LATCHING	EACH	7

THE FOLLOWING ITEMS SHALL BE REMOVED BY THE CONTRACTOR AND SHALL BE DISPOSED OF BY THEM OUTSIDE THE RIGHT-OF-WAY AT THEIR EXPENSE. THE SALVAGE VALUE OF THE REMOVED EQUIPMENT SHALL BE REFLECTED IN THE CONTRACT BID PRICE.

- 8 EACH PEDESTRIAN SIGNAL HEAD
- 7 EACH PEDESTRIAN PUSH-BUTTON

I.D.O.T. TRAFFIC SIGNAL INSTALLATION ELECTRICAL SERVICE REQUIREMENTS					TOTAL WATTAGE
TYPE	NO. OF LAMPS	WATTAGE		% OPERATION	
SIGNAL (RED)	18	INCAND.	17	0.50	153.0
(YELLOW)	18		25	0.25	112.5
(GREEN)	18		15	0.25	67.5
ARROW	4		12	0.10	4.8
PED. SIGNAL	8		25	1.00	200.0
CONTROLLER	1		100	1.00	100.0
ILLUM. SIGN	-		25	0.05	-
VIDEO SYSTEM	-		150	1.00	-
FLASHER				0.50	
ENERGY COSTS TO:	TOTAL =				637.8

VILLAGE OF HOFFMAN ESTATES
1900 HASSELL RD
HOFFMAN ESTATES, IL 60169
ENERGY SUPPLY: CONTACT: DAVE SCHACHT
PHONE: (630) 437-2129
COMPANY: COMMONWEALTH EDISON

FILE NAME =	USER NAME = poc1echnl	DESIGNED - IP	REVISED -
es:\pwwork\poc1echnl\d0381174\012314-sh-t-ts2.dgn		DRAWN - IP	REVISED -
Default	PLOT SCALE = 40.0000' / in.	CHECKED - AW / LP	REVISED -
	PLOT DATE = 5/16/2014	DATE - 5/15/2014	REVISED -

STATE OF ILLINOIS
DEPARTMENT OF TRANSPORTATION

CABLE PLAN, PHASE DESIGNATION DIAGRAM, EMERGENCY VEHICLE PREEMPTION SEQUENCE, AND SCHEDULE OF QUANTITIES
IL RTE 58 (GOLF RD) AT HIGHLAND BLVD

SCALE: SHEET OF SHEETS STA. TO STA.

F.A. RTE.	SECTION	COUNTY	TOTAL SHEETS	SHEET NO.
--	2014-008T5	COOK	81	58
ILLINOIS FED. AID PROJECT			CONTRACT NO. 60X83	

TS 2790