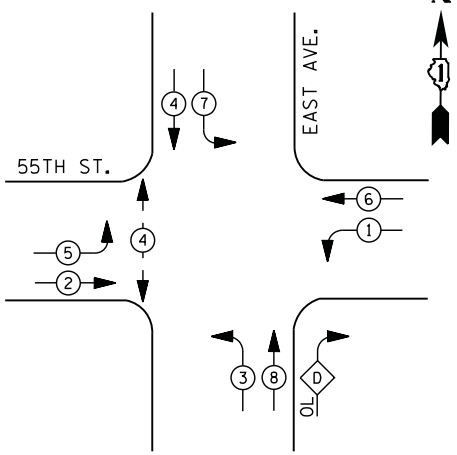




FILE NAME = M:\p\011481\2103 PTB 168-011 SINGH IDOT VAR-VAR\WD14-001 Central_Cook Co. LED\4_Design\CAD\Sheet_Files\3845_CAB_CDDK.dgn

CONTROLLER SEQUENCE



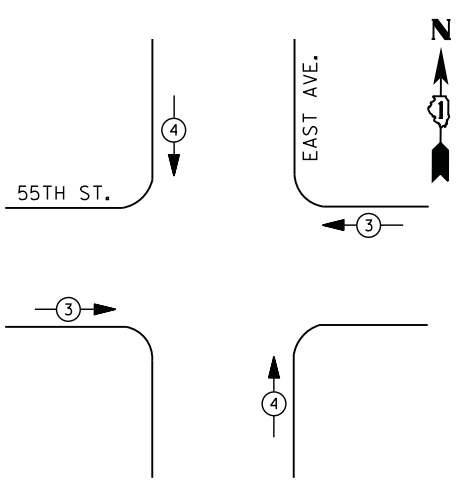
LEGEND

- DUAL ENTRY PHASE
- PEDESTRIAN PHASE
- SINGLE ENTRY PHASE
- OVERLAP
- NUMBER REFERS TO ASSOCIATED PHASE

RIGHT TURN OVERLAP PHASE DESIGNATION

OVERLAP LETTER	PERMISSIVE PHASE	PROTECTED PHASE
D	8	1

PHASE DESIGNATION DIAGRAM



EMERGENCY VEHICLE PREEMPTION SEQUENCE

EMERGENCY VEHICLE PREEMPTORS		
EMERGENCY VEHICLE PREEMPTOR	3	4
MOVEMENT		

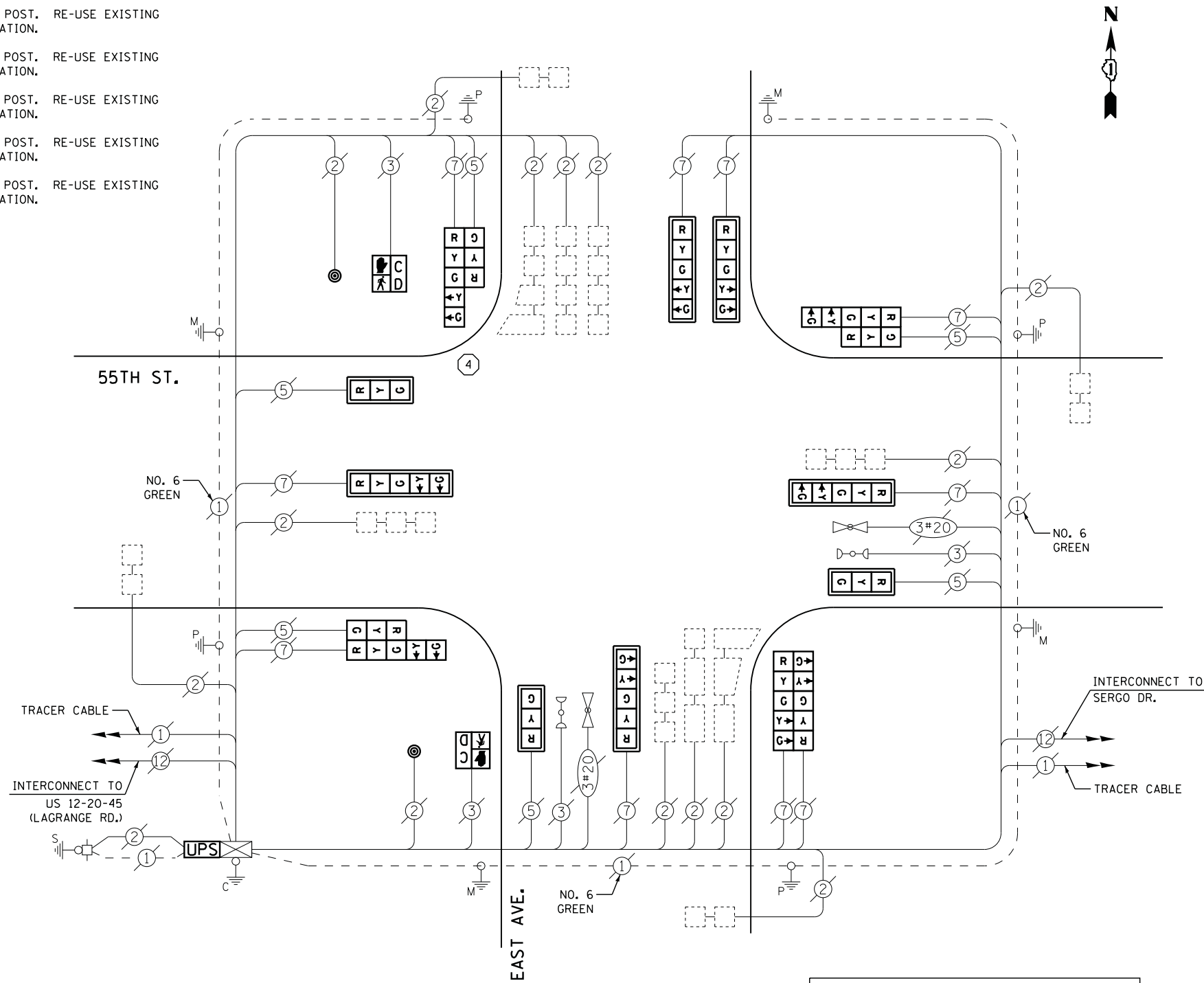
I. D. O. T. TRAFFIC SIGNAL INSTALLATION ELECTRICAL SERVICE REQUIREMENTS

TYPE	NO. LAMPS	WATTAGE		% OPERATIONS	TOTAL WATTAGE
		INCAND.	LED		
SIGNAL (RED)	16	135	17	0.50	136
(YELLOW)	16	135	25	0.25	100
(GREEN)	16	135	15	0.25	60
ARROW	20	135	12	0.10	24
PED. SIGNAL	2	90	25	1.00	50
CONTROLLER	1	100	100	1.00	100
ILLUM. SIGN		252	25	0.05	
VIDEO SYSTEM		150	-	1.00	
TOTAL =					470

ENERGY COSTS- **BILLED TO: IDOT DISTRICT 1**
 201 WEST CENTER COURT
 SCHAUMBURG, IL 60196-1096

ENERGY SUPPLY - **CONTACT ILYAS MOHIUDDIN**
 PHONE 708-235-2692
 COMMONWEALTH EDISON

- 1 REPLACE 10 FT. PAINTED POST. RE-USE EXISTING TYPE A CONCRETE FOUNDATION.
- 2 REPLACE 14 FT. PAINTED POST. RE-USE EXISTING TYPE A CONCRETE FOUNDATION.
- 3 REPLACE 15 FT. PAINTED POST. RE-USE EXISTING TYPE A CONCRETE FOUNDATION.
- 4 REPLACE 16 FT. PAINTED POST. RE-USE EXISTING TYPE A CONCRETE FOUNDATION.
- 5 REPLACE 18 FT. PAINTED POST. RE-USE EXISTING TYPE A CONCRETE FOUNDATION.



CABLE PLAN

UPS SHALL BE INSTALLED ON LEFT SIDE OF CONTROLLER CABINET DUE TO PHYSICAL CONSTRAINT, OR AS DIRECTED BY THE ENGINEER

SCHEDULE OF QUANTITIES

QUANTITY	UNIT	ITEM
1	EACH	MAINTENANCE OF EXISTING TRAFFIC SIGNAL INSTALLATION
1	EACH	TRAFFIC SIGNAL POST, GALVANIZED STEEL 16 FT.
3	EACH	SIGNAL HEAD, LED, 1-FACE, 3-SECTION, MAST-ARM MOUNTED
5	EACH	SIGNAL HEAD, LED, 1-FACE, 5-SECTION, MAST-ARM MOUNTED
1	EACH	SIGNAL HEAD, LED, 2-FACE, 5-SECTION, BRACKET MOUNTED
3	EACH	SIGNAL HEAD, LED, 2-FACE, 1-3 SECTION, 1-5 SECTION, BRACKET MOUNTED
2	EACH	PEDESTRIAN SIGNAL HEAD, LED, 1-FACE, BRACKET MOUNTED WITH COUNTDOWN TIMER
8	EACH	TRAFFIC SIGNAL BACKPLATE, LOUVERED, ALUMINUM
2	EACH	PEDESTRIAN PUSH-BUTTON
1	EACH	MODIFY EXISTING CONTROLLER CABINET
1	EACH	REMOVE EXISTING TRAFFIC SIGNAL EQUIPMENT
1	EACH	REMOVE AND REPLACE ANCHOR BOLTS
1	EACH	UNINTERRUPTABLE POWER SUPPLY, SPECIAL

REMOVAL OF EXISTING TRAFFIC SIGNAL EQUIPMENT

THE FOLLOWING ITEMS SHALL BE REMOVED BY THE CONTRACTOR AND SHALL BE DISPOSED OF BY THEM OUTSIDE THE RIGHT-OF-WAY AT THEIR EXPENSE. THE SALVAGE VALUE OF THE REMOVED EQUIPMENT SHALL BE REFLECTED IN THE CONTRACT BID PRICE.

3	EACH	SIGNAL HEAD, 3 - SECTION
5	EACH	SIGNAL HEAD, 5 - SECTION
3	EACH	SIGNAL HEAD, 2 - FACE, 1-3 SECTION, 1-5 SECTION
1	EACH	SIGNAL HEAD, 2 - FACE, 2-5 SECTION
8	EACH	TRAFFIC SIGNAL BACKPLATE
2	EACH	PEDESTRIAN SIGNAL HEAD
2	EACH	PEDESTRIAN PUSH-BUTTON
1	EACH	SIGNAL POST

USER NAME = .USERNAME.	DESIGNED - DW	REVISED -
	DRAWN - CC	REVISED -
PLOT SCALE = 20.000' / in.	CHECKED - KMM	REVISED -
PLOT DATE = 5/13/2014	DATE -	REVISED -

STATE OF ILLINOIS DEPARTMENT OF TRANSPORTATION

55TH STREET AT EAST AVENUE
SCHEDULE OF QUANTITIES, CABLE PLAN, PHASE DESIGNATION DIAGRAM AND EMERGENCY VEHICLE PREEMPTION SEQUENCE
 SCALE: N.T.S. SHEET NO. OF SHEETS STA. TO STA.

F.A. RTE.	SECTION	COUNTY	TOTAL SHEETS	SHEET NO.
	2014-019TS	COOK	90	39
ILLINOIS CONTRACT NO. 60Y05				

TS #3845 COUNTRYSIDE