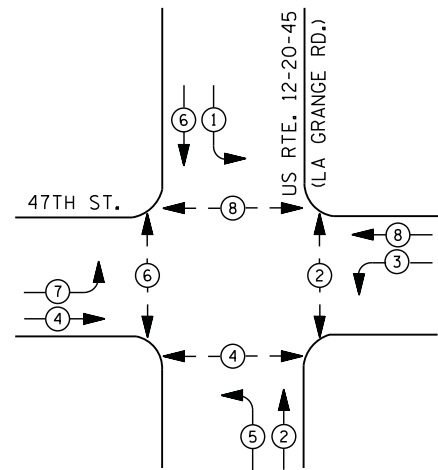
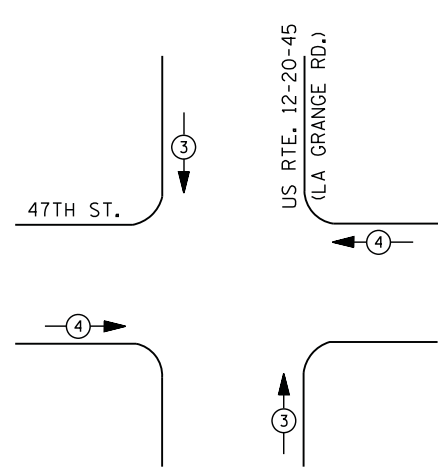




CONTROLLER SEQUENCE



PHASE DESIGNATION DIAGRAM



EMERGENCY VEHICLE PREEMPTION SEQUENCE

| EMERGENCY VEHICLE PREEMPTORS | | |
|------------------------------|--------|--------|
| EMERGENCY VEHICLE PREEMPTOR | 3 | 4 |
| MOVEMENT | ↑ ↓ | ← → |

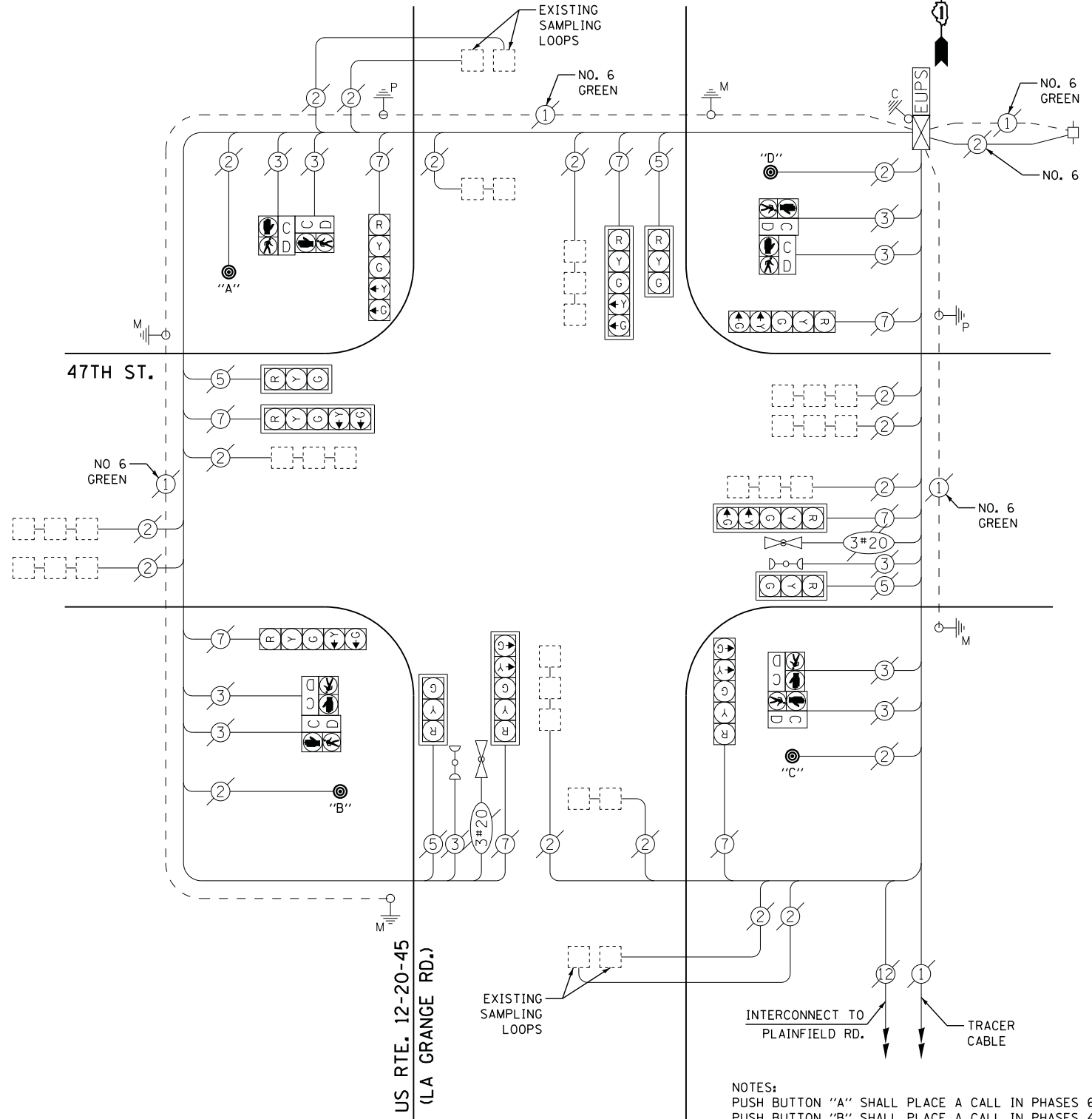
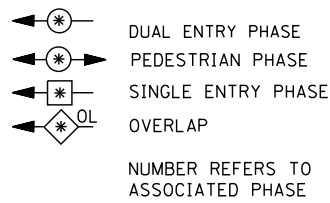
**I. D. O. T.
TRAFFIC SIGNAL INSTALLATION
ELECTRICAL SERVICE REQUIREMENTS**

| TYPE | NO. LAMPS | WATTAGE | | % OPERATIONS | TOTAL WATTAGE |
|----------------|-----------|---------|-----|--------------|---------------|
| | | INCAND. | LED | | |
| SIGNAL (RED) | 12 | 135 | 17 | 0.50 | 102 |
| (YELLOW) | 12 | 135 | 25 | 0.25 | 75 |
| (GREEN) | 12 | 135 | 15 | 0.25 | 45 |
| ARROW | 16 | 135 | 12 | 0.10 | 20 |
| PED. SIGNAL | 8 | 90 | 25 | 1.00 | 200 |
| CONTROLLER | 1 | 100 | 100 | 1.00 | 100 |
| ILLUM. SIGN | | 252 | 25 | 0.05 | |
| VIDEO SYSTEM | | 150 | - | 1.00 | |
| FLASHER LED | | | | | |
| TOTAL = | | | | | 542 |

ENERGY COSTS- BILLED TO: IDOT DISTRICT 1
201 WEST CENTER COURT
SCHAUMBURG, IL 60196-1096

ENERGY SUPPLY - CONTACT ILYAS MOHIUDDIN
PHONE 708-235-2692
COMMONWEALTH EDISON

LEGEND



CABLE PLAN

NOTES:
PUSH BUTTON "A" SHALL PLACE A CALL IN PHASES 6 AND 8
PUSH BUTTON "B" SHALL PLACE A CALL IN PHASES 4 AND 6
PUSH BUTTON "C" SHALL PLACE A CALL IN PHASES 2 AND 4
PUSH BUTTON "D" SHALL PLACE A CALL IN PHASES 2 AND 8

SCHEDULE OF QUANTITIES

| QUANTITY | UNIT | ITEM |
|----------|------|---|
| 1 | EACH | MAINTENANCE OF EXISTING TRAFFIC SIGNAL INSTALLATION |
| 1 | EACH | REMOVE EXISTING TRAFFIC SIGNAL EQUIPMENT |
| 4 | EACH | PEDESTRIAN PUSH-BUTTON, NON-LATCHING |

REMOVAL OF EXISTING TRAFFIC SIGNAL EQUIPMENT

THE FOLLOWING ITEMS SHALL BE REMOVED BY THE CONTRACTOR AND SHALL BE DISPOSED OF BY THEM OUTSIDE THE RIGHT-OF-WAY AT THEIR EXPENSE. THE SALVAGE VALUE OF THE REMOVED EQUIPMENT SHALL BE REFLECTED IN THE CONTRACT BID PRICE.

4 EACH PEDESTRIAN PUSH-BUTTON

TS #1030
LA GRANGE

STATE OF ILLINOIS
DEPARTMENT OF TRANSPORTATION

US ROUTE 12-20-45 (LA GRANGE ROAD) AT 47TH STREET
SCHEDULE OF QUANTITIES, CABLE PLAN, PHASE DESIGNATION DIAGRAM
AND EMERGENCY VEHICLE PREEMPTION SEQUENCE

| F.A. RTE. | SECTION | COUNTY | TOTAL SHEETS | SHEET NO. |
|--------------------|------------|--------|--------------|-----------|
| | 2014-019TS | COOK | 90 | 62 |
| CONTRACT NO. 60Y05 | | | | |

SCALE: N.T.S. SHEET NO. OF SHEETS STA. TO STA.