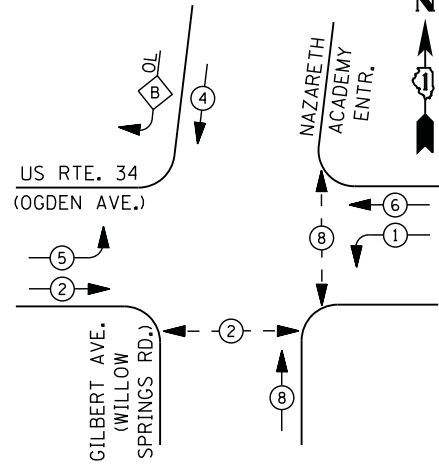




**CONTROLLER SEQUENCE**

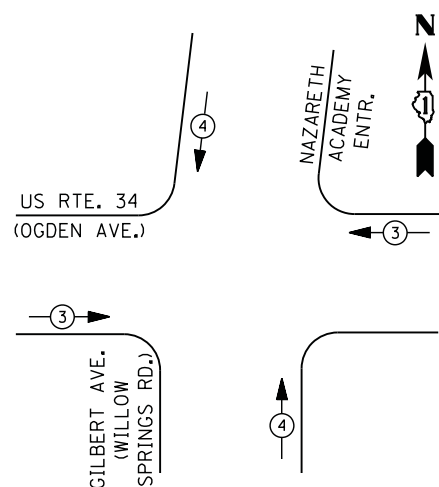


- LEGEND**
- DUAL ENTRY PHASE
  - PEDESTRIAN PHASE
  - SINGLE ENTRY PHASE
  - OVERLAP
- NUMBER REFERS TO ASSOCIATED PHASE

**RIGHT TURN OVERLAP PHASE DESIGNATION**

OVERLAP LETTER	PERMISSIVE PHASE	PROTECTED PHASE
B	= 4	+ 5

**PHASE DESIGNATION DIAGRAM**



**EMERGENCY VEHICLE PREEMPTION SEQUENCE**

EMERGENCY VEHICLE PREEMPTORS		
EMERGENCY VEHICLE PREEMPTOR	3	4
MOVEMENT		

**I. D. O. T. TRAFFIC SIGNAL INSTALLATION ELECTRICAL SERVICE REQUIREMENTS**

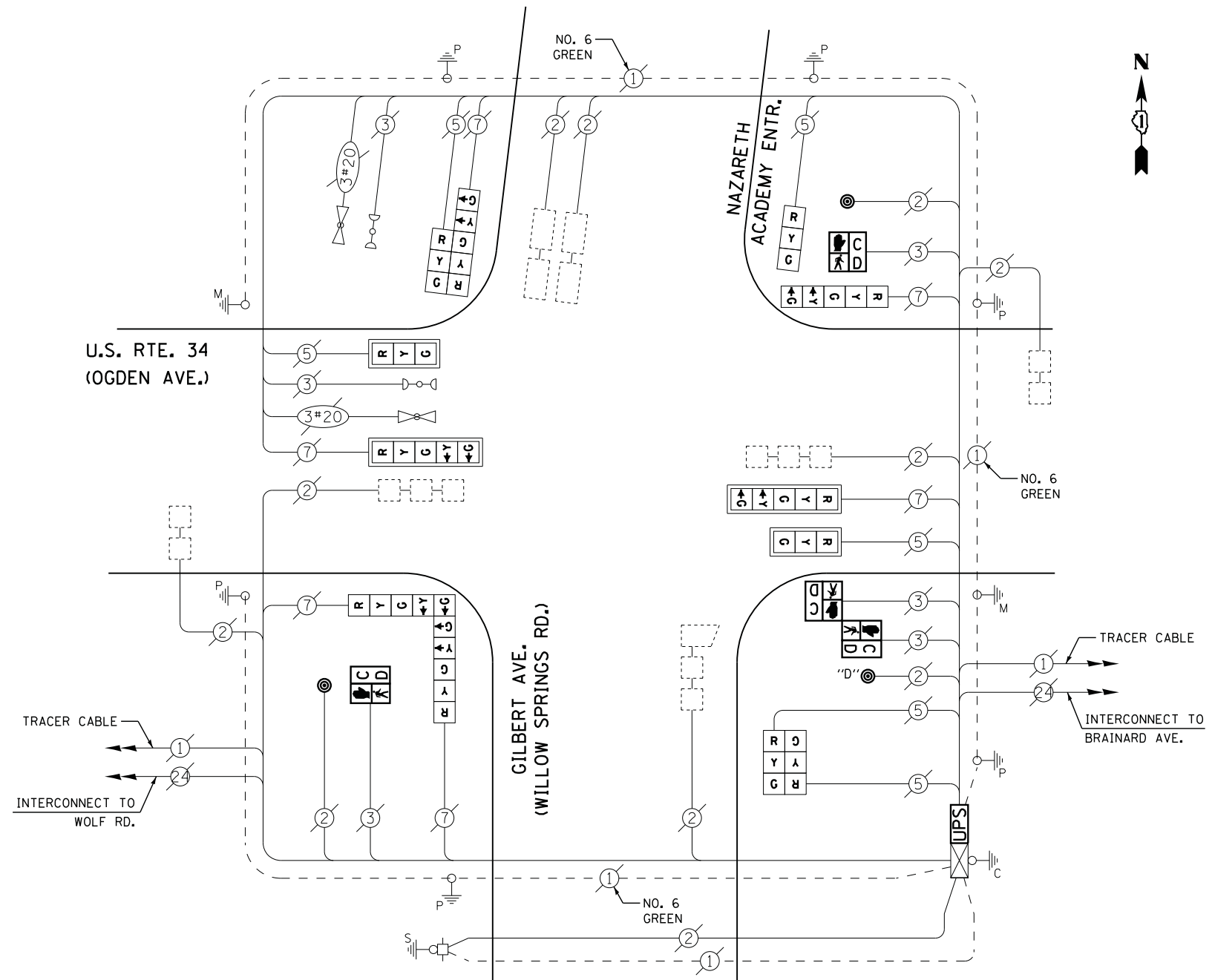
TYPE	NO. LAMPS	WATTAGE		% OPERATIONS	TOTAL WATTAGE
		INCAND.	LED		
SIGNAL (RED)	12	135	17	0.50	102
(YELLOW)	12	135	25	0.25	75
(GREEN)	12	135	15	0.25	45
ARROW	12	135	12	0.10	15
PED. SIGNAL	4	90	25	1.00	100
CONTROLLER	1	100	100	1.00	100
ILLUM. SIGN		252	25	0.05	
VIDEO SYSTEM		150	-	1.00	
FLASHER LED					
TOTAL =					437

ENERGY COSTS- BILLED TO: IDOT DISTRICT 1  
 201 WEST CENTER COURT  
 SCHAMBURG, IL 60196-1096

ENERGY SUPPLY - CONTACT JOE STACHO  
 PHONE 630-424-5704  
 COMMONWEALTH EDISON

**SCHEDULE OF QUANTITIES**

QUANTITY	UNIT	ITEM
1	EACH	MAINTENANCE OF EXISTING TRAFFIC SIGNAL INSTALLATION
2	EACH	PEDESTRIAN SIGNAL HEAD, LED, 1-FACE, BRACKET MOUNTED WITH COUNTDOWN TIMER
1	EACH	PEDESTRIAN SIGNAL HEAD, LED, 2-FACE, BRACKET MOUNTED WITH COUNTDOWN TIMER
1	EACH	MODIFY EXISTING CONTROLLER CABINET
1	EACH	REMOVE EXISTING TRAFFIC SIGNAL EQUIPMENT
1	EACH	UNINTERRUPTIBLE POWER SUPPLY, SPECIAL
1	EACH	SIGNAL HEAD, LED, 2-FACE, 1-3 SECTION, 1-5 SECTION, BRACKET MOUNTED, RETROFIT
1	EACH	SIGNAL HEAD, LED, 1-FACE, 3-SECTION, BRACKET MOUNTED, RETROFIT
2	EACH	SIGNAL HEAD, LED, 1-FACE, 3-SECTION, MAST ARM MOUNTED, RETROFIT
2	EACH	SIGNAL HEAD, LED, 1-FACE, 5-SECTION, MAST ARM MOUNTED, RETROFIT
1	EACH	SIGNAL HEAD, LED, 2-FACE, 3-SECTION, BRACKET MOUNTED, RETROFIT
1	EACH	SIGNAL HEAD, LED, 1-FACE, 5-SECTION, BRACKET MOUNTED, RETROFIT
1	EACH	SIGNAL HEAD, LED, 2-FACE, 5-SECTION, BRACKET MOUNTED RETROFIT
3	EACH	PEDESTRIAN PUSH-BUTTON, NON-LATCHING



NOTE: PUSH BUTTON "D" SHALL PLACE A CALL IN PHASES 2 AND 8

**CABLE PLAN**

RETROFIT ALL EXISTING SIGNAL HEADS TO L.E.D.

**REMOVAL OF EXISTING TRAFFIC SIGNAL EQUIPMENT**

THE FOLLOWING ITEMS SHALL BE REMOVED BY THE CONTRACTOR AND SHALL BE DISPOSED OF BY THEM OUTSIDE THE RIGHT-OF-WAY AT THEIR EXPENSE. THE SALVAGE VALUE OF THE REMOVED EQUIPMENT SHALL BE REFLECTED IN THE CONTRACT BID PRICE.

4	EACH	PEDESTRIAN SIGNAL HEAD
3	EACH	PEDESTRIAN PUSH-BUTTON

FILE NAME = M:\p\2014\1481\2103 PTB 168-011 SINGH IDOT VAR-VAR\WD14-001 Central\_Cook Co. LED\4\_Design\CAD\Sheet\_Files\1465-CAB\_CDDK.dgn

USER NAME = .USERNAME.	DESIGNED - DW	REVISED -
	DRAWN - CC	REVISED -
PLOT SCALE = 20.000' / in.	CHECKED - KMM	REVISED -
PLOT DATE = 5/13/2014	DATE -	REVISED -

**STATE OF ILLINOIS DEPARTMENT OF TRANSPORTATION**

US ROUTE 34 (OGDEN AVENUE) AT GILBERT AVENUE /WILLOW SPRINGS ROAD  
 SCHEDULE OF QUANTITIES, CABLE PLAN, PHASE DESIGNATION DIAGRAM  
 AND EMERGENCY VEHICLE PREEMPTION SEQUENCE

SCALE: N.T.S. SHEET NO. OF SHEETS STA. TO STA.

F.A. RTE.	SECTION	COUNTY	TOTAL SHEETS	SHEET NO.
	2014-019TS	COOK	90	76
ILLINOIS CONTRACT NO. 60Y05				

TS #1465  
 LA GRANGE PARK