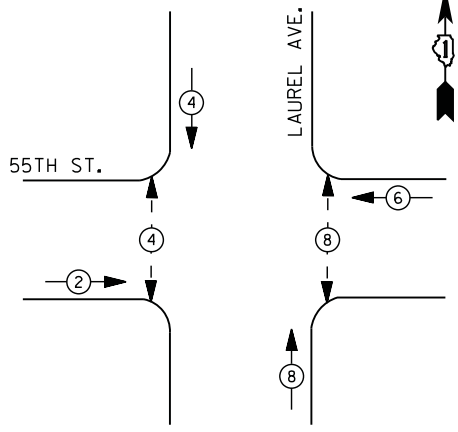


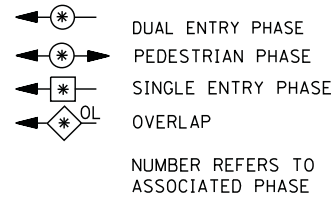


**CONTROLLER SEQUENCE**



**PHASE DESIGNATION DIAGRAM**

**LEGEND**

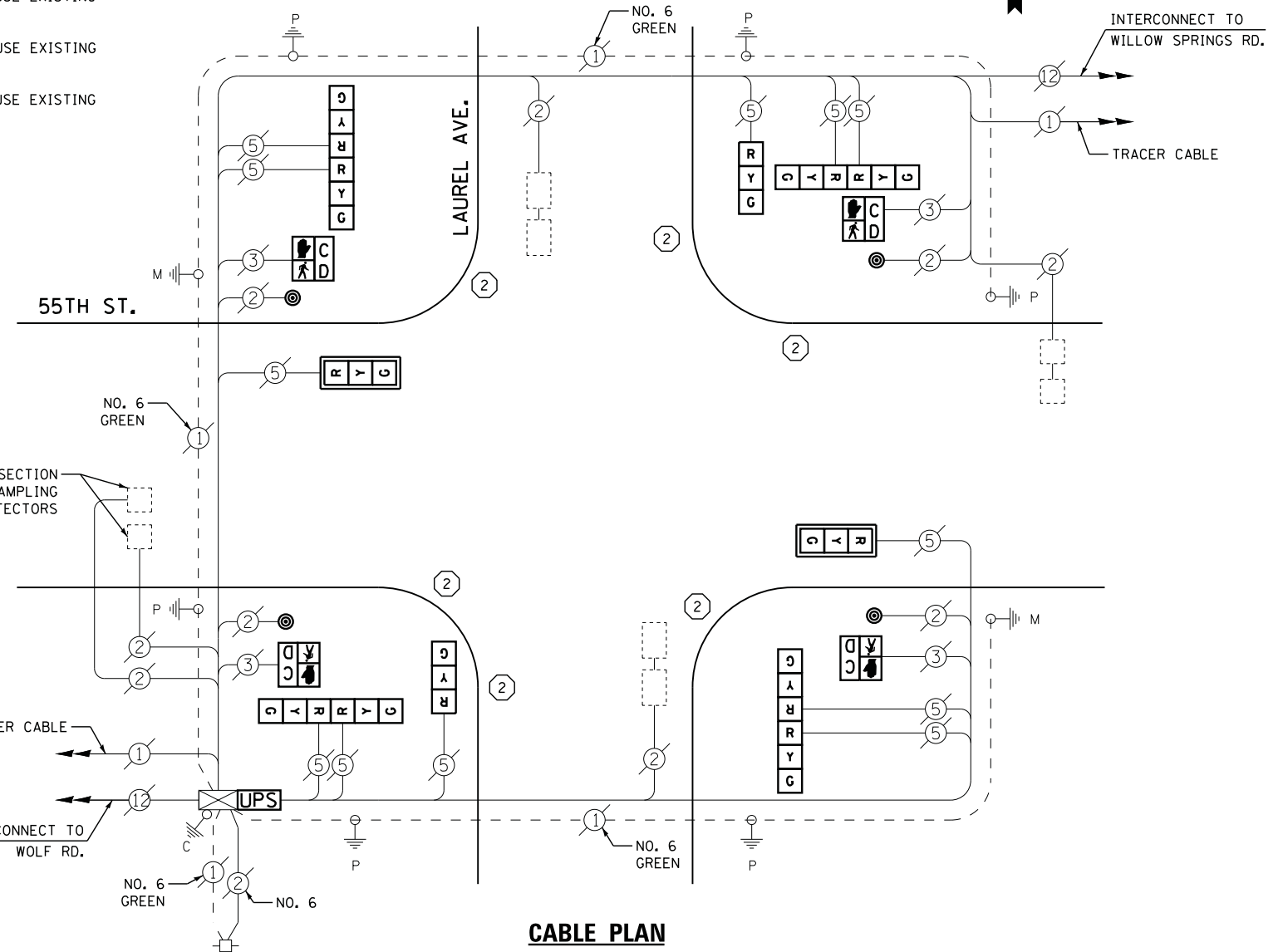


- ① REPLACE 10 FT. PAINTED POST. RE-USE EXISTING TYPE A CONCRETE FOUNDATION.
- ② REPLACE 14 FT. PAINTED POST. RE-USE EXISTING TYPE A CONCRETE FOUNDATION.
- ③ REPLACE 15 FT. PAINTED POST. RE-USE EXISTING TYPE A CONCRETE FOUNDATION.
- ④ REPLACE 16 FT. PAINTED POST. RE-USE EXISTING TYPE A CONCRETE FOUNDATION.
- ⑤ REPLACE 18 FT. PAINTED POST. RE-USE EXISTING TYPE A CONCRETE FOUNDATION.

EXISTING INTERSECTION AND SAMPLING (SYSTEM) DETECTORS

TRACER CABLE

INTERCONNECT TO WOLF RD.



**CABLE PLAN**

**I. D. O. T. TRAFFIC SIGNAL INSTALLATION ELECTRICAL SERVICE REQUIREMENTS**

TYPE	NO. LAMPS	WATTAGE		% OPERATIONS	TOTAL WATTAGE
		INCAND.	LED		
SIGNAL ( RED )	12	135	17	0.50	102
( YELLOW )	12	135	25	0.25	75
( GREEN )	12	135	15	0.25	45
ARROW	0	135	12	0.10	0
PED. SIGNAL	4	90	25	1.00	100
CONTROLLER	1	100	100	1.00	100
ILLUM. SIGN		252	25	0.05	
VIDEO SYSTEM		150	-	1.00	
FLASHER LED					
TOTAL =					422

**SCHEDULE OF QUANTITIES**

QUANTITY	UNIT	ITEM
1	EACH	MAINTENANCE OF EXISTING TRAFFIC SIGNAL INSTALLATION
6	EACH	TRAFFIC SIGNAL POST, GALVANIZED STEEL 14 FT.
2	EACH	SIGNAL HEAD, LED, 1-FACE, 3-SECTION, MAST-ARM MOUNTED
2	EACH	SIGNAL HEAD, LED, 1-FACE, 3-SECTION, BRACKET MOUNTED
4	EACH	SIGNAL HEAD, LED, 2-FACE, 3-SECTION, BRACKET MOUNTED
4	EACH	PEDESTRIAN SIGNAL HEAD, LED, 1-FACE, BRACKET MOUNTED WITH COUNTDOWN TIMER
2	EACH	TRAFFIC SIGNAL BACKPLATE, LOUVERED, ALUMINUM
4	EACH	PEDESTRIAN PUSH-BUTTON
1	EACH	MODIFY EXISTING CONTROLLER CABINET
1	EACH	REMOVE EXISTING TRAFFIC SIGNAL EQUIPMENT
3	EACH	REMOVE AND REPLACE ANCHOR BOLTS
1	EACH	UNINTERRUPTABLE POWER SUPPLY, SPECIAL

**REMOVAL OF EXISTING TRAFFIC SIGNAL EQUIPMENT**

THE FOLLOWING ITEMS SHALL BE REMOVED BY THE CONTRACTOR AND SHALL BE DISPOSED OF BY THEM OUTSIDE THE RIGHT-OF-WAY AT THEIR EXPENSE. THE SALVAGE VALUE OF THE REMOVED EQUIPMENT SHALL BE REFLECTED IN THE CONTRACT BID PRICE.

4	EACH	SIGNAL HEAD, 3 - SECTION
4	EACH	SIGNAL HEAD, 2 - FACE, 3 SECTION
2	EACH	TRAFFIC SIGNAL BACKPLATE
4	EACH	PEDESTRIAN SIGNAL HEAD
4	EACH	PEDESTRIAN PUSH-BUTTON
6	EACH	SIGNAL POST

ENERGY COSTS- BILLED TO: IDOT DISTRICT 1  
201 WEST CENTER COURT  
SCHAUMBURG, IL 60196-1096

ENERGY SUPPLY - CONTACT JOE STACHO  
PHONE 630-424-5704  
COMMONWEALTH EDISON

**STATE OF ILLINOIS DEPARTMENT OF TRANSPORTATION**

**55TH STREET AT LAUREL AVENUE SCHEDULE OF QUANTITIES, CABLE PLAN, AND PHASE DESIGNATION DIAGRAM**

SCALE: N.T.S. SHEET NO. OF SHEETS STA. TO STA.

F.A. RTE.	SECTION	COUNTY	TOTAL SHEETS	SHEET NO.
	2014-019TS	COOK	90	89
CONTRACT NO. 60Y05				

TS #3870 LYONS