SINGH + ASSOCIATES, INC.
CONSULTING ENGINEERS

CONTROLLER SEQUENCE

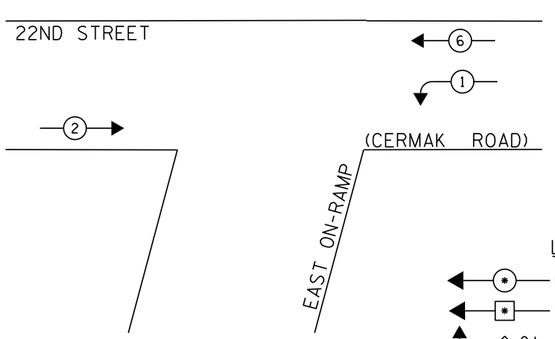

PHASE DESIGNATION DIAGRAM

DUAL ENTRY-EAST & WEST LEGS
PROTECTED-PERMITTED LEFT TURN
PHASING

LEGEND

- DUAL ENTRY PHASE
- SINGLE ENTRY PHASE
- O.L. OVERLAP
- PEDESTRIAN PHASE
- NUMBER REFERS TO ASSOCIATED PHASE
- ✳ UPS TO BE INSTALLED ON THE LEFT SIDE OF CONTROLLER TO PROVIDE REQUIRED LATERAL CLEARANCE

EMERGENCY VEHICLE PREEMPTION SEQUENCE

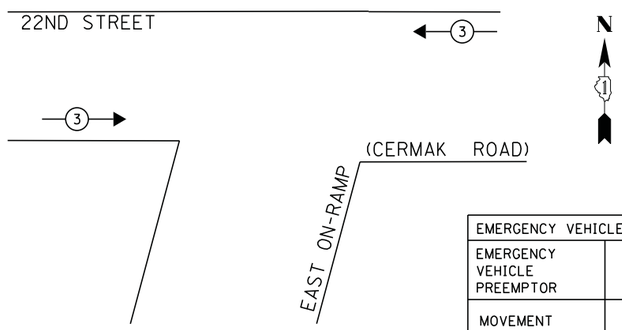

EMERGENCY VEHICLE PREEMPTOR	
EMERGENCY VEHICLE PREEMPTOR	3
MOVEMENT	⇄

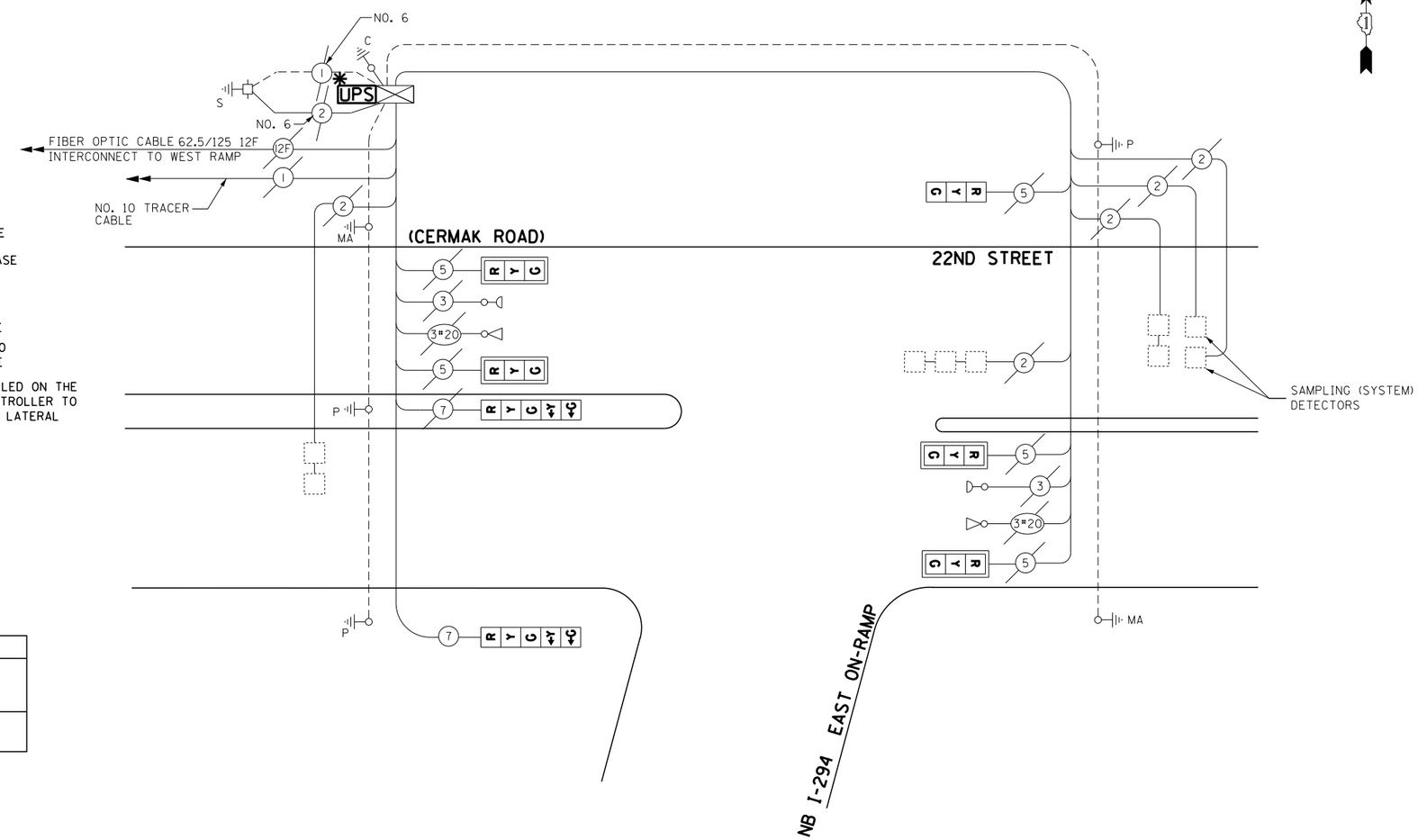

CABLE PLAN

I.D.O.T. TRAFFIC SIGNAL INSTALLATION ELECTRICAL SERVICE REQUIREMENTS					TOTAL WATTAGE
TYPE	NO LAMPS	WATTAGE INCAND.	WATTAGE LED	%OPERATION	
SIGNAL (RED)	7		17	0.5	59.5
(YELLOW)	7		25	0.25	43.75
(GREEN)	7		15	0.25	26.25
ARROW	4		12	0.1	4.8
PED. SIGNAL	0		25	-	-
CONTROLLER	1		100	1	100
ILLUM. SIGN			25	-	-
VIDEO SYSTEM			-	-	-
FLASHER				-	
ENERGY COSTS TO:				TOTAL =	234.3

ILLINOIS DEPARTMENT OF TRANSPORTATION
201 WEST CENTER COURT
SCHAUMBURG, ILLINOIS 60196-1096

ENERGY SUPPLY CONTACT: JOE STACHO
PHONE: (630) 424-5704
COMPANY: COMMONWEALTH EDISON

SCHEDULE OF QUANTITIES

QUANTITY	UNIT	ITEM
1	EACH	MAINTENANCE OF EXISTING TRAFFIC SIGNAL INSTALLATION
4	EACH	TRAFFIC SIGNAL BACKPLATE, LOUVERED, ALUMINUM
1	EACH	MODIFY EXISTING CONTROLLER CABINET
1	EACH	REMOVE EXISTING TRAFFIC SIGNAL EQUIPMENT
1	EACH	UNINTERRUPTABLE POWER SUPPLY, SPECIAL
4	EACH	SIGNAL HEAD, LED, 1-FACE, 3-SECTION, MAST ARM MOUNTED, RETROFIT
1	EACH	SIGNAL HEAD, LED, 1-FACE, 3-SECTION, BRACKET MOUNTED, RETROFIT
2	EACH	SIGNAL HEAD, LED, 1-FACE, 5-SECTION, BRACKET MOUNTED, RETROFIT

REMOVAL OF EXISTING TRAFFIC SIGNAL EQUIPMENT

THE FOLLOWING ITEMS SHALL BE REMOVED BY THE CONTRCTOR AND SHALL BE DISPOSED OF BY THEM OUTSIDE THE RIGHT-OF-WAY AT THEIR EXPENSE. THE SALVAGE VALUE OF THE REMOVED EQUIPMENT SHALL BE REFLECTED IN THE CONTRACT BID PRICE.

4 EACH TRAFFIC SIGNAL BACKPLATE

ECONOLITE ASC/2S-1000
CONTROLLER ON-SITE

TRAFFIC SIGNAL EQUIPMENT SHALL BE ECONOLITE TO MATCH THE ADJACENT EXISTING SYSTEM

TS# 130
WESTCHESTER

FILE NAME =	USER NAME = USER	DESIGNED - M.A./V.O.	REVISED -
J:\13155\Work Order 2\DGN\CADD Sheets\D160Y18-sht-ts-20.130.dgn		DRAWN - Y.J./E.C.	REVISED -
	PLOT SCALE = 20.0000 ' / in.	CHECKED - I.Y.	REVISED -
	PLOT DATE = 5/14/2014	DATE - 5/16/2014	REVISED -

STATE OF ILLINOIS
DEPARTMENT OF TRANSPORTATION

SCHEDULE OF QUANTITIES, CABLE PLAN, PHASE DESIGNATION DIAGRAM, AND EMERGENCY VEHICLE PREEMPTION SEQUENCE
22ND STREET (CERMAK ROAD) AT EAST ON-RAMP TO NORTH BOUND I-294

SCALE: NTS | SHEET NO. 1 OF 1 SHEETS | STA. N/A | TO STA. N/A

F.A.P. RTE.	SECTION	COUNTY	TOTAL SHEETS	SHEET NO.
	2014-032TS	COOK	68	36
		CONTRACT NO. 60Y18		
	ILLINOIS	FED. AID PROJECT		