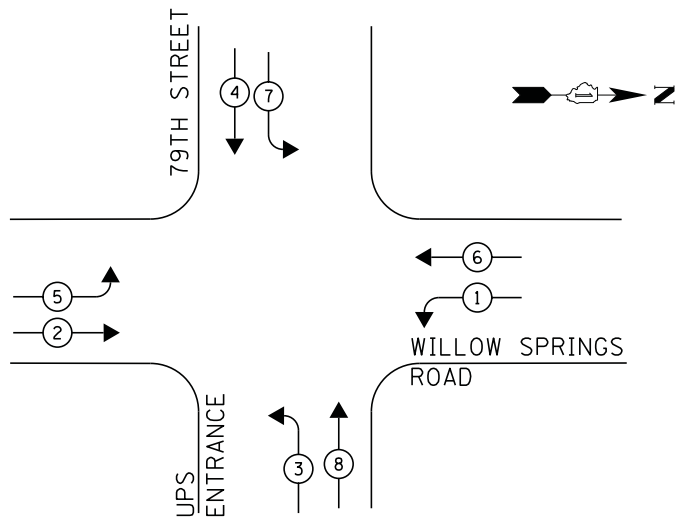
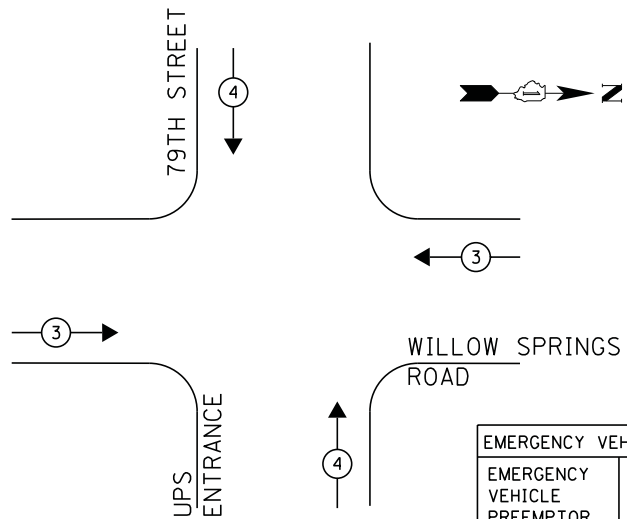


CONTROLLER SEQUENCE



PHASE DESIGNATION DIAGRAM

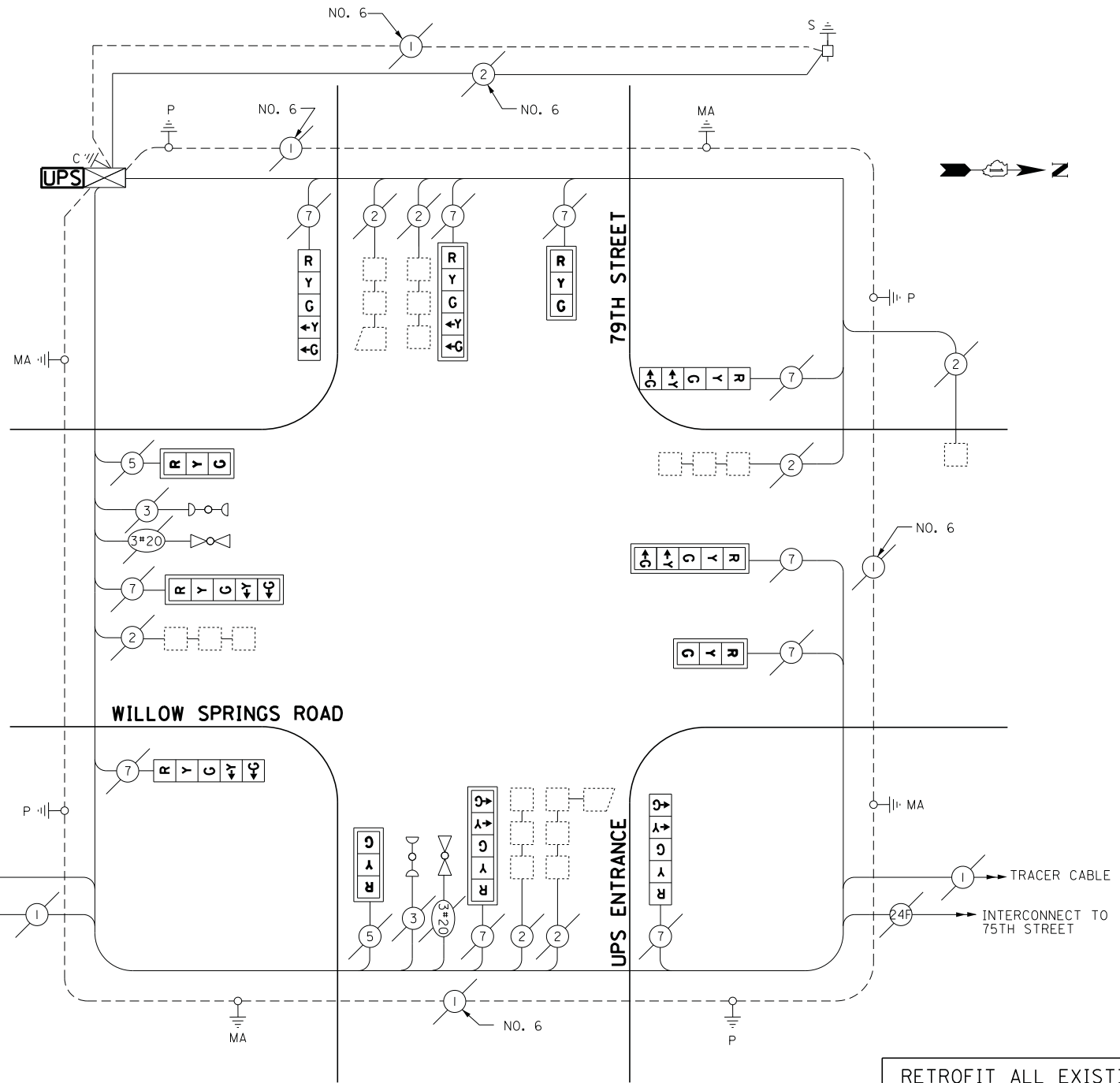
EMERGENCY VEHICLE PREEMPTION SEQUENCE



EMERGENCY VEHICLE PREEMPTOR		
EMERGENCY VEHICLE PREEMPTOR	3	4
MOVEMENT	↔	↕

LEGEND

- ⊙ DUAL ENTRY PHASE
- ⊠ SINGLE ENTRY PHASE
- ◊ O.L. OVERLAP
- ⊙ PEDESTRIAN PHASE
- * NUMBER REFERS TO ASSOCIATED PHASE



CABLE PLAN

RETROFIT ALL EXISTING SIGNAL HEADS TO L.E.D.

ASC/2S-1000 CONTROLLER ON-SITE

TRAFFIC SIGNAL EQUIPMENT SHALL BE ECONOLITE TO MATCH THE ADJACENT EXISTING SYSTEM

I.D.O.T. TRAFFIC SIGNAL INSTALLATION ELECTRICAL SERVICE REQUIREMENTS					TOTAL WATTAGE
TYPE	NO LAMPS	WATTAGE		%OPERATION	
		INCAND.	LED		
SIGNAL (RED)	12		17	0.5	102
(YELLOW)	12		25	0.25	75
(GREEN)	12		15	0.25	45
ARROW	8		12	0.10	9.6
PED. SIGNAL	-		25	1.00	-
CONTROLLER	1		100	1.00	100
ILLUM. SIGN			25	0.05	-
VIDEO SYSTEM			-	1.00	-
FLASHER			-	-	-
ENERGY COSTS TO:					TOTAL = 331.6

ILLINOIS DEPARTMENT OF TRANSPORTATION
201 WEST CENTER COURT
SCHAUMBURG, ILLINOIS 60196-1096
ENERGY SUPPLY CONTACT: ILYAS MOHIUDDIN
PHONE: (708) 235-2692
COMPANY: COMMONWEALTH EDISON

SCHEDULE OF QUANTITIES

QUANTITY	UNIT	ITEM
1	EACH	MAINTENANCE OF EXISTING TRAFFIC SIGNAL INSTALLATION
1	EACH	MODIFY EXISTING CONTROLLER CABINET
1	EACH	REMOVE EXISTING TRAFFIC SIGNAL EQUIPMENT
1	EACH	UNINTERRUPTABLE POWER SUPPLY, SPECIAL
4	EACH	SIGNAL HEAD, LED, 1-FACE, 3-SECTION, MAST ARM MOUNTED, RETROFIT
4	EACH	SIGNAL HEAD, LED, 1-FACE, 5-SECTION, MAST ARM MOUNTED, RETROFIT
4	EACH	SIGNAL HEAD, LED, 1-FACE, 5-SECTION, BRACKET MOUNTED, RETROFIT

TS# 3893
WILLOW SPRINGS