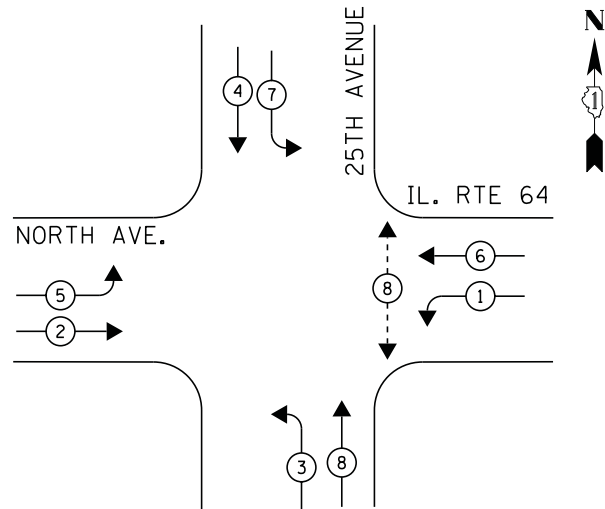
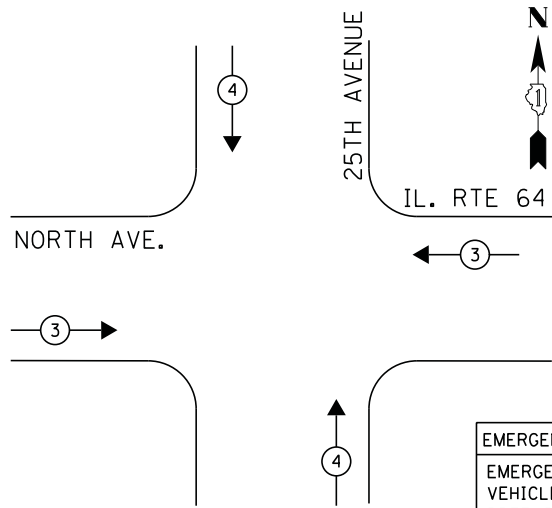


**CONTROLLER SEQUENCE**



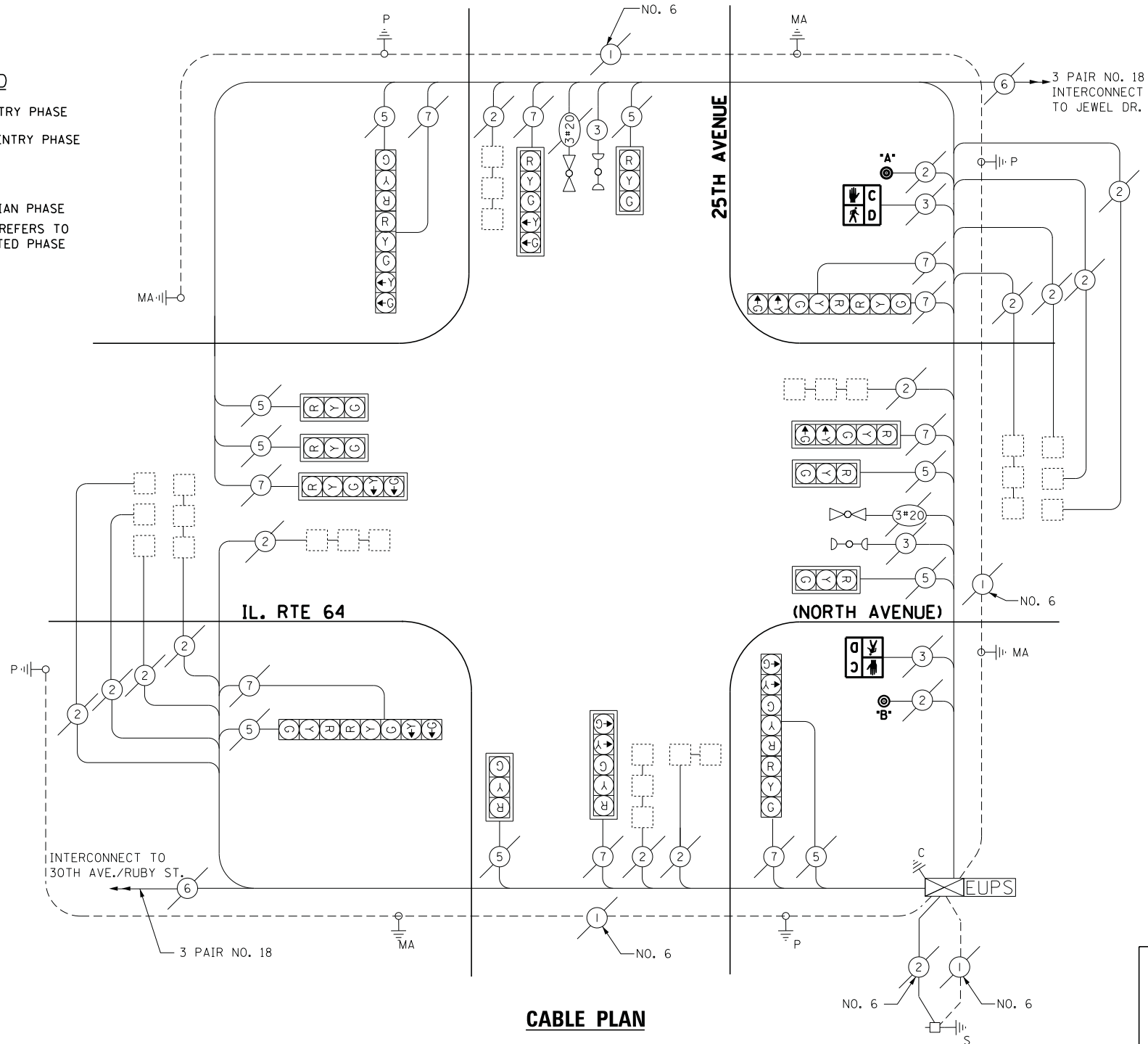
**PHASE DESIGNATION DIAGRAM**

**EMERGENCY VEHICLE PREEMPTION SEQUENCE**



EMERGENCY VEHICLE PREEMPTOR		
EMERGENCY VEHICLE PREEMPTOR	3	4
MOVEMENT	↔	↕

- LEGEND**
- ◉ DUAL ENTRY PHASE
  - ◻ SINGLE ENTRY PHASE
  - ◊ O.L. OVERLAP
  - ◉ PEDESTRIAN PHASE  
NUMBER REFERS TO ASSOCIATED PHASE



**CABLE PLAN**

**REMOVAL OF EXISTING TRAFFIC SIGNAL EQUIPMENT**

THE FOLLOWING ITEMS SHALL BE REMOVED BY THE CONTRACTOR AND SHALL BE DISPOSED OF BY THEM OUTSIDE THE RIGHT-OF-WAY AT THEIR EXPENSE. THE SALVAGE VALUE OF THE REMOVED EQUIPMENT SHALL BE REFLECTED IN THE CONTRACT BID PRICE.

- 2 EACH PEDESTRIAN SIGNAL HEAD
- 2 EACH PEDESTRIAN PUSH-BUTTON

RED LIGHT PHOTO ENFORCED INTERSECTION VENDOR: SAFESPEED, LLC

ECONOLITE ASC/2S-1000 CONTROLLER ON-SITE

TRAFFIC SIGNAL EQUIPMENT SHALL BE ECONOLITE TO MATCH THE ADJACENT EXISTING SYSTEM

I.D.O.T. TRAFFIC SIGNAL INSTALLATION ELECTRICAL SERVICE REQUIREMENTS					TOTAL WATTAGE
TYPE	NO LAMPS	WATTAGE		%OPERATION	
		INCAND.	LED		
SIGNAL (RED)	18		17	0.5	153
(YELLOW)	18		25	0.25	112.5
(GREEN)	18		15	0.25	67.5
ARROW	16		12	0.10	19.2
PED. SIGNAL	2		25	1.00	50
CONTROLLER	1		100	1.00	100
ILLUM. SIGN			25	0.05	-
VIDEO SYSTEM			-	1.00	-
FLASHER				-	-
ENERGY COSTS TO:					TOTAL = 502.2

ILLINOIS DEPARTMENT OF TRANSPORTATION  
201 WEST CENTER COURT  
SCHAUMBURG, ILLINOIS 60196-1096  
ENERGY SUPPLY CONTACT: JOE STACHO  
PHONE: (630) 424-5704  
COMPANY: COMMONWEALTH EDISON

**SCHEDULE OF QUANTITIES**

QUANTITY	UNIT	ITEM
1	EACH	MAINTENANCE OF EXISTING TRAFFIC SIGNAL INSTALLATION
2	EACH	PEDESTRIAN SIGNAL HEAD, LED, 1-FACE, BRACKET MOUNTED WITH COUNTDOWN TIMER
2	EACH	PEDESTRIAN PUSH-BUTTON
1	EACH	REMOVE EXISTING TRAFFIC SIGNAL EQUIPMENT

STATE OF ILLINOIS  
DEPARTMENT OF TRANSPORTATION

SCHEDULE OF QUANTITIES, CABLE PLAN, PHASE DESIGNATION DIAGRAM, AND EMERGENCY VEHICLE PREEMPTION SEQUENCE  
IL. ROUTE 64 / NORTH AVENUE AT 25TH AVENUE

F.A.P. RTE.	SECTION	COUNTY	TOTAL SHEETS	SHEET NO.
	2014-0321S	COOK	68	61
CONTRACT NO. 60Y18				

FILE NAME =	USER NAME = .USER.	DESIGNED - M.A./V.O.	REVISED -
J:\13155\Work Order 2\DCN\CADD Sheets\060Y18-sht-ts-45_3020.dgn		DRAWN - Y.J./E.C.	REVISED -
PLOT SCALE = 20.0000' / in.		CHECKED - I.Y.	REVISED -
PLOT DATE = 5/14/2014		DATE - 5/16/2014	REVISED -

SCALE: NTS SHEET NO. 1 OF 1 SHEETS STA. N/A TO STA. N/A

TS# 3020  
NORTHLAKE

ILLINOIS FED. AID PROJECT