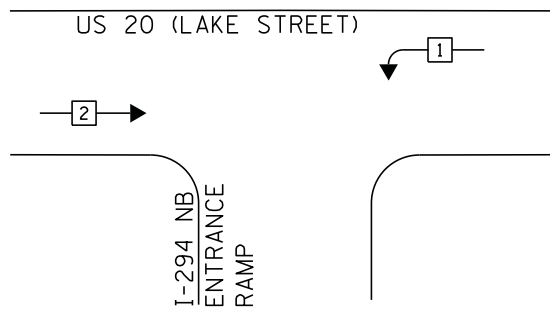
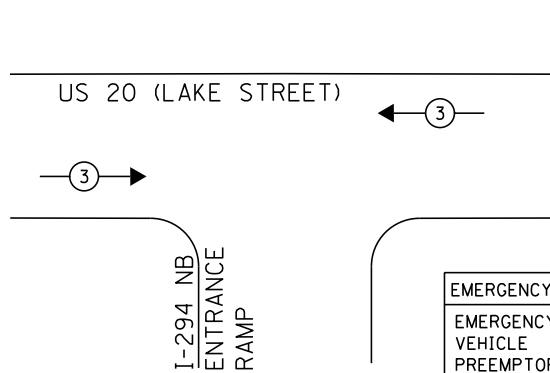


CONTROLLER SEQUENCE

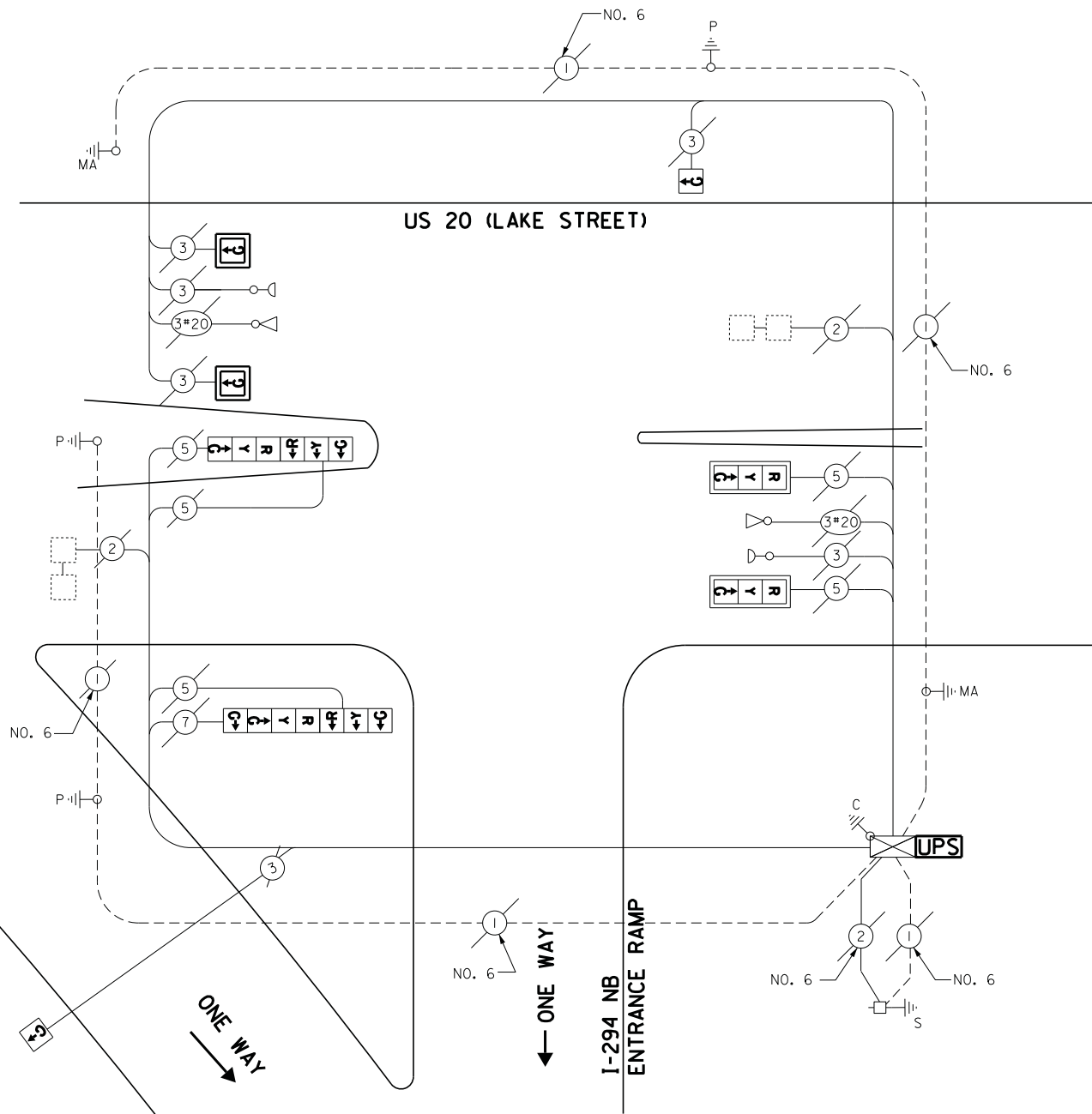
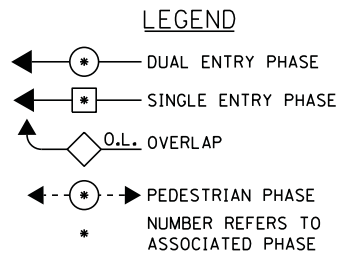


PHASE DESIGNATION DIAGRAM

EMERGENCY VEHICLE PREEMPTION SEQUENCE



EMERGENCY VEHICLE PREEMPTOR	
EMERGENCY VEHICLE PREEMPTOR	3
MOVEMENT	↔



CABLE PLAN

SCHEDULE OF QUANTITIES

QUANTITY	UNIT	ITEM
1	EACH	MAINTENANCE OF EXISTING TRAFFIC SIGNAL INSTALLATION
2	EACH	SIGNAL HEAD, LED, 1-FACE, 1-SECTION, BRACKET MOUNTED
2	EACH	SIGNAL HEAD, LED, 1-FACE, 1-SECTION, MAST ARM MOUNTED
2	EACH	SIGNAL HEAD, LED, 1-FACE, 3-SECTION, MAST ARM MOUNTED
1	EACH	SIGNAL HEAD, LED, 2-FACE, 3-SECTION, BRACKET MOUNTED
1	EACH	SIGNAL HEAD, LED, 2-FACE, 1-3 SECTION, 1-4 SECTION, BRACKET MOUNTED
4	EACH	TRAFFIC SIGNAL BACKPLATE, LOUVERED, ALUMINUM
1	EACH	MODIFY EXISTING CONTROLLER CABINET
1	EACH	REMOVE EXISTING TRAFFIC SIGNAL EQUIPMENT
1	EACH	UNINTERRUPTABLE POWER SUPPLY, SPECIAL

REMOVAL OF EXISTING TRAFFIC SIGNAL EQUIPMENT

THE FOLLOWING ITEMS SHALL BE REMOVED BY THE CONTRACTOR AND SHALL BE DISPOSED OF BY THEM OUTSIDE THE RIGHT-OF-WAY AT THEIR EXPENSE. THE SALVAGE VALUE OF THE REMOVED EQUIPMENT SHALL BE REFLECTED IN THE CONTRACT BID PRICE.

4	EACH	TRAFFIC SIGNAL BACKPLATE
4	EACH	SIGNAL HEAD, 1-SECTION
5	EACH	SIGNAL HEAD, 3-SECTION
1	EACH	SIGNAL HEAD, 4-SECTION

SIEMENS M505C
CONTROLLER ON-SITE

TS# 1338
NORTHLAKE

I.D.O.T. TRAFFIC SIGNAL INSTALLATION ELECTRICAL SERVICE REQUIREMENTS					TOTAL WATTAGE
TYPE	NO LAMPS	WATTAGE		%OPERATION	
		INCAND.	LED		
SIGNAL (RED)	6		17	0.5	51
(YELLOW)	6		25	0.25	37.5
(GREEN)	10		15	0.25	37.5
ARROW	1		12	0.10	1.2
PED. SIGNAL	-		25	1.00	-
CONTROLLER	1		100	1.00	100
ILLUM. SIGN			25	0.05	-
VIDEO SYSTEM			-	1.00	-
FLASHER			-	-	-
ENERGY COSTS TO:					TOTAL = 227.2
ILLINOIS DEPARTMENT OF TRANSPORTATION 201 WEST CENTER COURT SCHAUMBURG, ILLINOIS 60196-1096 ENERGY SUPPLY CONTACT: JOE STACHO PHONE: (630) 424-5704 COMPANY: COMMONWEALTH EDISON					

FILE NAME =	USER NAME = .USER.	DESIGNED - M.A./V.O.	REVISED -
J:\13155\Work Order 2\DCN\CADD Sheets\060Y18-sht-ts-52.1338.dgn		DRAWN - Y.J./E.C.	REVISED -
PLOT SCALE = 20.0000' / in.		CHECKED - I.Y.	REVISED -
PLOT DATE = 5/14/2014		DATE - 5/16/2014	REVISED -

STATE OF ILLINOIS
DEPARTMENT OF TRANSPORTATION

SCHEDULE OF QUANTITIES, CABLE PLAN, PHASE DESIGNATION DIAGRAM, AND EMERGENCY VEHICLE PREEMPTION SEQUENCE US 20 LAKE STREET AT NB I-294 ON-RAMP			
SCALE: NTS	SHEET NO. 1 OF 1 SHEETS	STA. N/A	TO STA. N/A

F.A.P. RTE.	SECTION	COUNTY	TOTAL SHEETS	SHEET NO.
	2014-03215	COOK	68	68
CONTRACT NO. 60Y18				
ILLINOIS FED. AID PROJECT				