






CKTS: MZA & MZB
 3-1/C#4, 1/C#6 GND,
 1/4" DIA. UNIT DUCT
 (TYP.)

CKTS: MZC & MZD
 3-1/C#4, 1/C#6 GND,
 1/4" DIA. UNIT DUCT
 (TYP.)

PROPOSED LIGHTING CONTROLLER "MZ"
 STA. 590+96, 27FT RT
 100A, 240/480V, 1Ø

3-1/C #2 IN 3"
 RIGID STEEL CONDUIT

LEGEND

-  PROPOSED LIGHTING UNIT 47.5' M.H., 15' M.A., 310W HPS TYPE MC-III, 240V LUMINAIRE (BLACK PHASE)
-  PROPOSED LIGHTING UNIT 47.5' M.H., 15' M.A., 310W HPS TYPE MC-III, 240V LUMINAIRE (RED PHASE)
-  PROPOSED LIGHTING CONTROLLER CABINET "MZ", SINGLE DOOR, CONSOLE TYPE, 240/480V, 1Ø
-  PROPOSED ELECTRIC SERVICE TRANSFORMER BY COMED ON EXISTING OR PROPOSED UTILITY WOOD POLE
-  ELECTRIC GROUND ROD

LOAD TABLE PROPOSED LIGHTING CONTROLLER "MZ" (@ 240 VOLTS)					
CIRCUIT	BLACK PHASE		CIRCUIT	RED PHASE	
	AMPS	WATTS		AMPS	WATTS
A	8.0	1920	B	9.6	2304
C	9.6	2304	D	8.0	1920
TOTAL	17.6	4224	TOTAL	17.6	4224