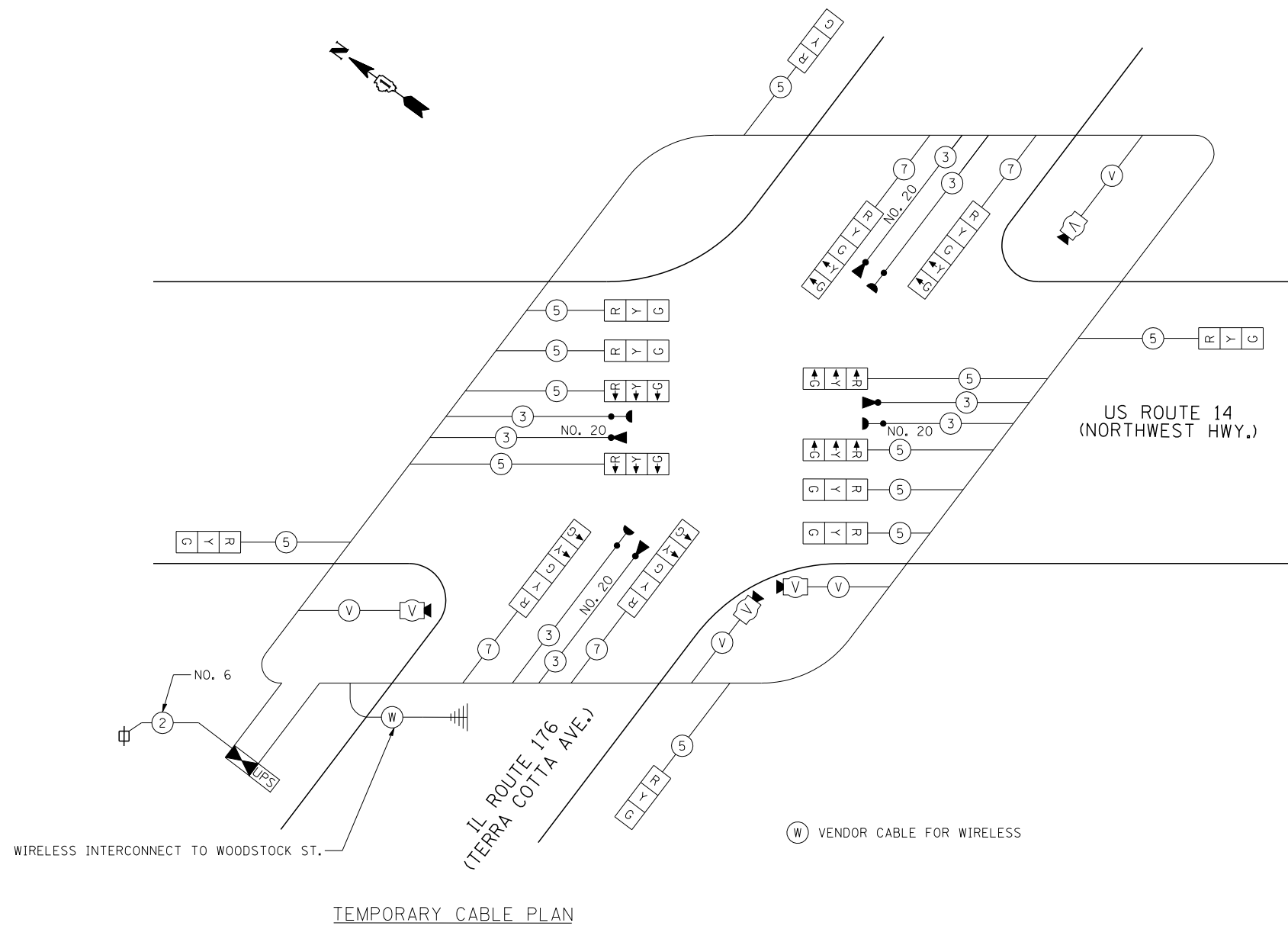

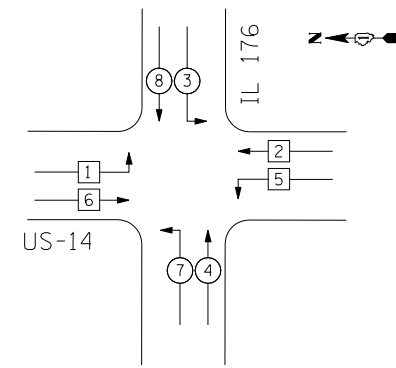


EJM ENGINEERING, INC.
 411 South Wells Street Suite 800
 Chicago, Illinois 60607



TEMPORARY CABLE PLAN

TEMPORARY CONTROLLER SEQUENCE

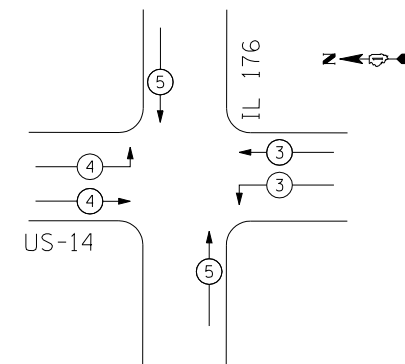


TEMPORARY PHASE DESIGNATION DIAGRAM
 ALL STAGES

LEGEND

- ⊙ DUAL ENTRY PHASE
- ⊠ SINGLE ENTRY PHASE
- ⊙ OL OVERLAP
- ⊙ PEDESTRIAN PHASE
- NUMBER REFERS TO ASSOCIATED PHASE

TEMPORARY EMERGENCY VEHICLE PREEMPTION SEQUENCE



PROPOSED EMERGENCY VEHICLE PREEMPTORS			
EMERGENCY VEHICLE PREEMPTOR	3	4	5
MOVEMENT	←	→	↕

I.D.O.T.
 TRAFFIC SIGNAL INSTALLATION
 ELECTRICAL SERVICE REQUIREMENTS

TYPE	NO. OF LAMPS	WATTAGE		% OPERATIONS	TOTAL WATTAGE
		INCAND.	LED		
SIGNAL (RED)	16	135	17	0.50	136.00
(YELLOW)	16	135	25	0.25	100.00
(GREEN)	16	135	15	0.25	60.00
ARROW	8	135	12	0.10	9.60
CONTROLLER	1	100	100	1.00	100.00
VIDEO SYSTEM		150	150		150.00

ENERGY COSTS TO: TOTAL = 555.60

ILLINOIS DEPARTMENT OF TRANSPORTATION

DIVISION OF HIGHWAYS/DISTRICT 1
 SCHAUMBURG, ILLINOIS 60196

ENERGY SUPPLY: CONTACT: MIKE WIDHALM
 PHONE: (815) 263-5624
 COMPANY: COMED

FILE NAME = ...\\D162517-SHT-TS33.dgn	USER NAME = rswanson	DESIGNED - GR	REVISED -
		DRAWN - AB	REVISED -
		CHECKED - BS	REVISED -
		DATE - 10/15/2013	REVISED -

**STATE OF ILLINOIS
 DEPARTMENT OF TRANSPORTATION**

**TEMPORARY CABLE PLAN, PHASE DESIGNATION DIAGRAM,
 AND EMERGENCY VEHICLE PREEMPTION SEQUENCE
 US RTE. 14 AND IL RTE. 176**

SCALE: NONE SHEET NO. OF SHEETS STA. TO STA.

F.A.P. RTE.	SECTION	COUNTY	TOTAL SHEETS	SHEET NO.
305	27R-3	MCHENRY	431	300
FED. ROAD DIST. NO. 1 ILLINOIS FED. AID PROJECT			CONTRACT NO. 62517	