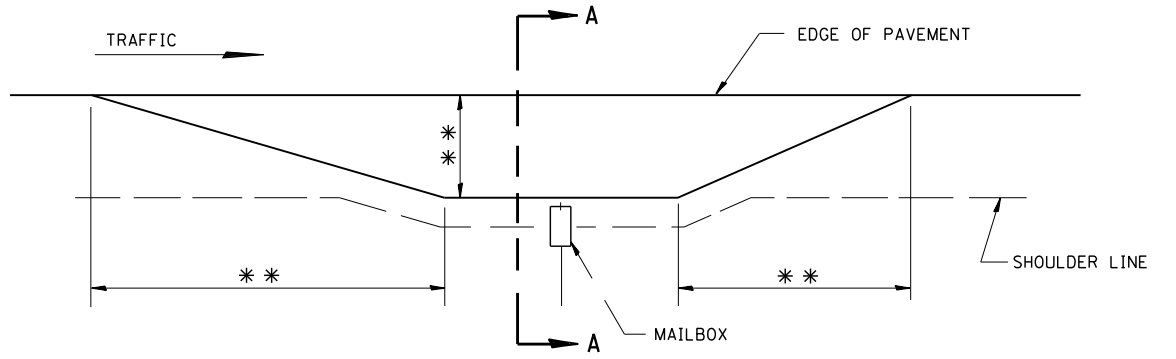
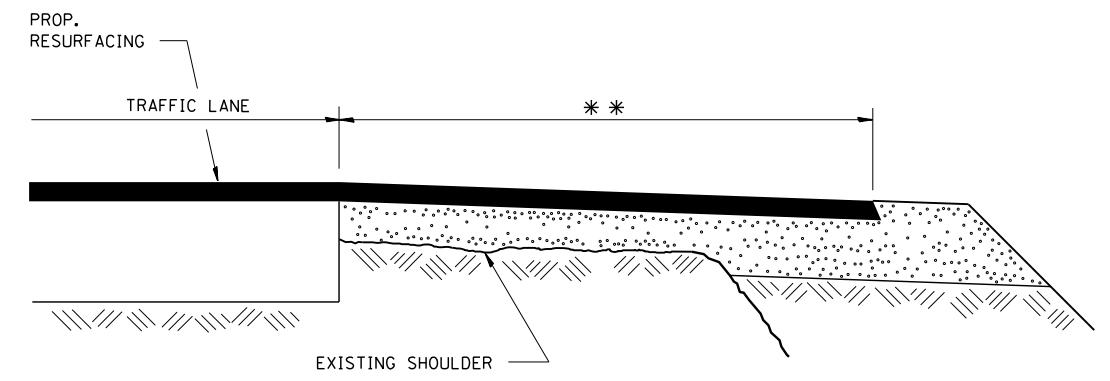


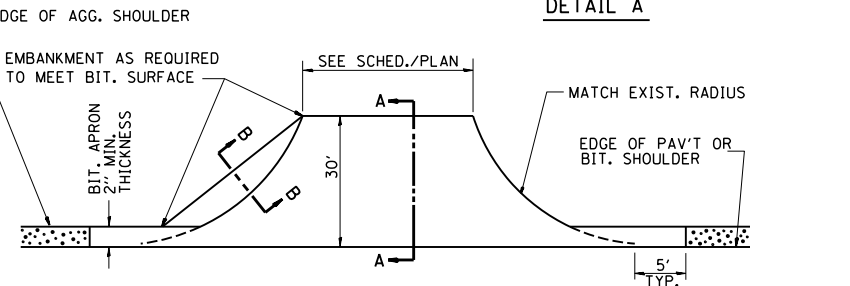
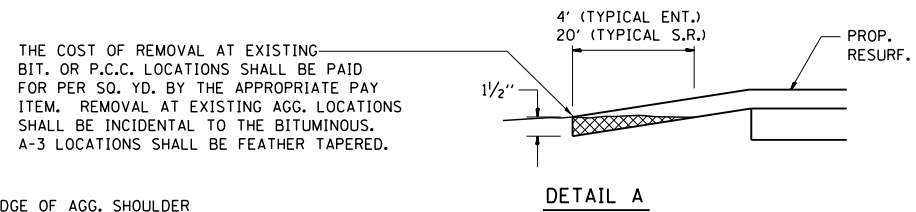
SECTION A-A
DETAILS AT ENTRANCES & SIDE ROADS



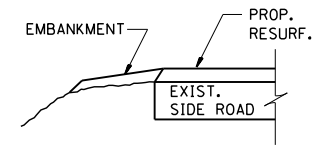
••SEE STANDARD 406201



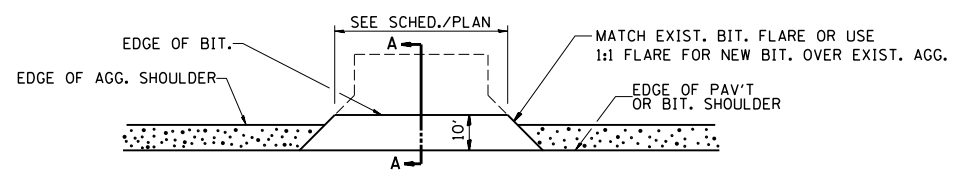
SECTION A-A
MAILBOX TURNOUT DETAILS



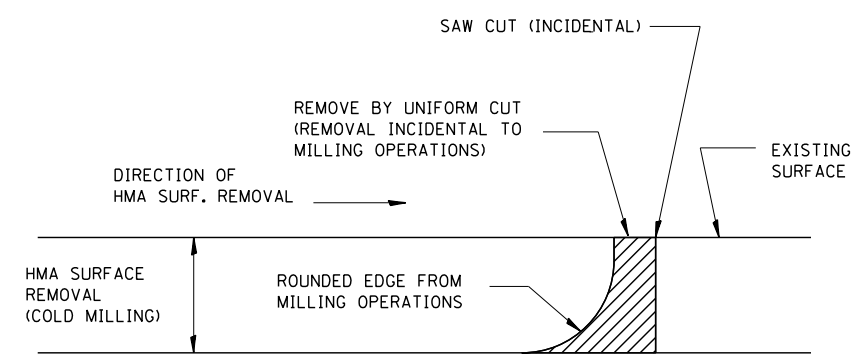
PLAN AT SIDE ROADS



SECTION B-B



PLAN AT PRIVATE & COMMERCIAL ENTRANCES
(DO NOT RESURFACE FIELD ENTRANCES)



NOTE: WHEN MILLING OPERATIONS PRODUCE A ROUNDED EDGE, THEN A SAW CUT SHALL BE USED TO MANUFACTURE A PERPENDICULAR EDGE AS SHOWN IN THE DETAIL. THE ENGINEER SHALL BE THE SOLE JUDGE CONCERNING THE USE OF THIS DETAIL

BITUMINOUS DETAIL AT BUTT JOINTS

FILE NAME =	USER NAME = pletschr	DESIGNED -	REVISED -
et:\pwork\pwork\pletschr\d0104934\0365500-details.dgn		DRAWN -	REVISED -
	PLOT SCALE = 100.0000' / in.	CHECKED -	REVISED -
	PLOT DATE = 11/27/2013	DATE -	REVISED -

STATE OF ILLINOIS
DEPARTMENT OF TRANSPORTATION

DETAILS	
SCALE: _____	SHEET NO. ___ OF ___ SHEETS
STA. _____ TO STA. _____	

F.A.P. RTE.	SECTION	COUNTY	TOTAL SHEETS	SHEET NO.
697	17RS-4	FORD	11	10
CONTRACT NO. 66500				
ILLINOIS FED. AID PROJECT				