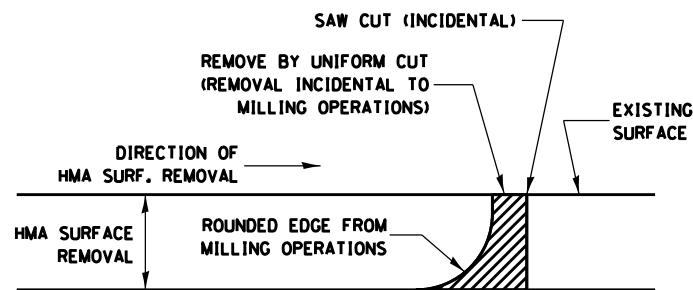
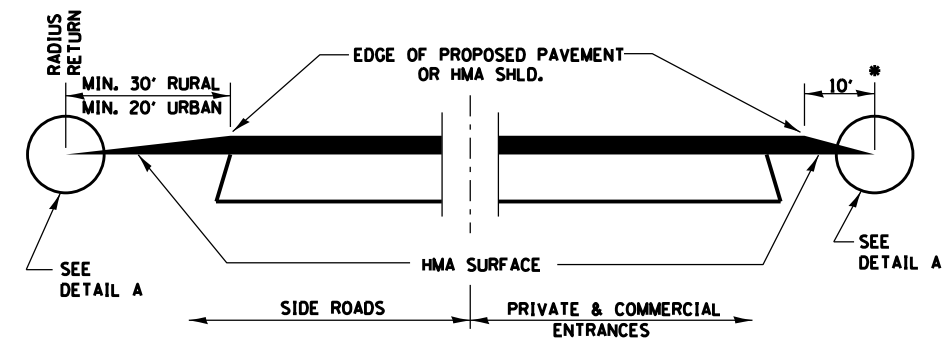


RURAL MAILBOX TURNOUT DETAILS

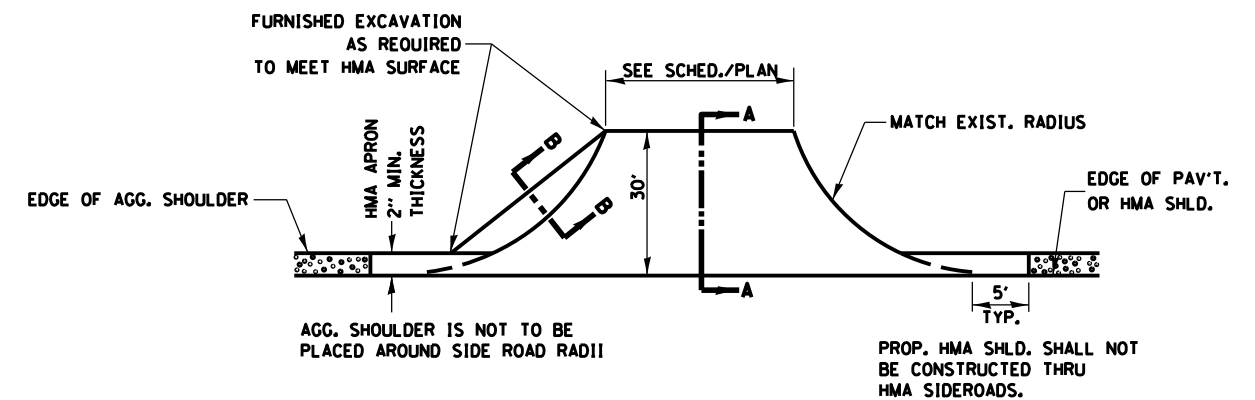
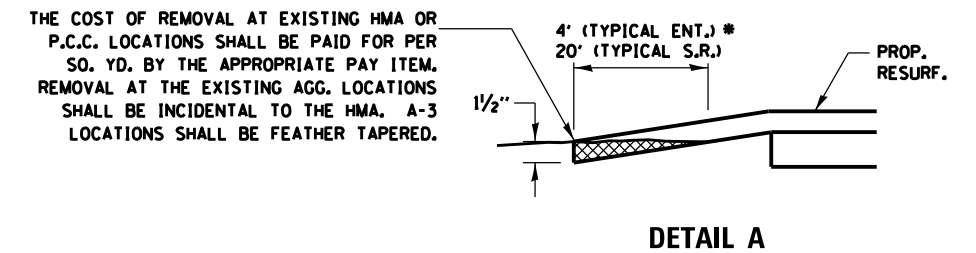
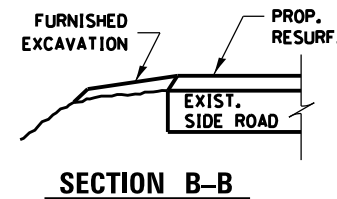


NOTE:
 WHEN MILLING OPERATIONS PRODUCE A ROUNDED EDGE, THEN A SAW CUT SHALL BE USED TO MANUFACTURE A PERPENDICULAR EDGE AS SHOWN IN THE DETAIL. THE ENGINEER SHALL BE THE SOLE JUDGE CONCERNING THE USE OF THIS DETAIL

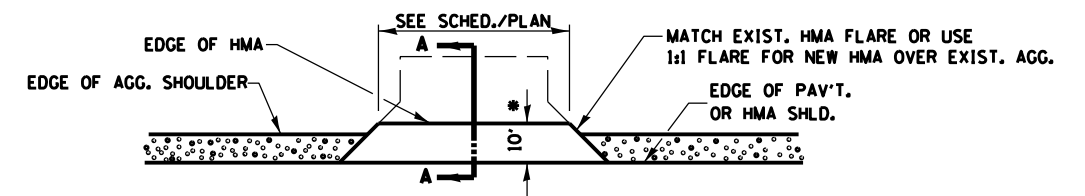
HMA DETAIL AT BUTT JOINTS



**SECTION A-A
 DETAILS AT ENTRANCES & SIDE ROADS**



PLAN AT SIDE ROADS



PLAN AT PRIVATE & COMMERCIAL ENTRANCES

(DO NOT RESURFACE FIELD ENTRANCES)

* PROPOSED HMA RESURFACING AT PUBLIC EDUCATIONAL FACILITY ENTRANCES SHALL BE EXTENDED TO THE RIGHT-OF-WAY LIMITS.

FILE NAME = *FILE*	USER NAME = *USER*	DESIGNED - _____	REVISED - _____	STATE OF ILLINOIS DEPARTMENT OF TRANSPORTATION	SCHEDULE OF QUANTITIES		F.A. RTE. _____	SECTION _____	COUNTY _____	TOTAL SHEETS _____	SHEET NO. _____
	PLOT SCALE = *SCALE*	DRAWN - _____	REVISED - _____				1292	IR-4RS-3	BUREAU 9	7	
	PLOT DATE = *DATE*	CHECKED - _____	REVISED - _____		CONTRACT NO. 66A73						
		DATE - _____	REVISED - _____		ILLINOIS FED. AID PROJECT						