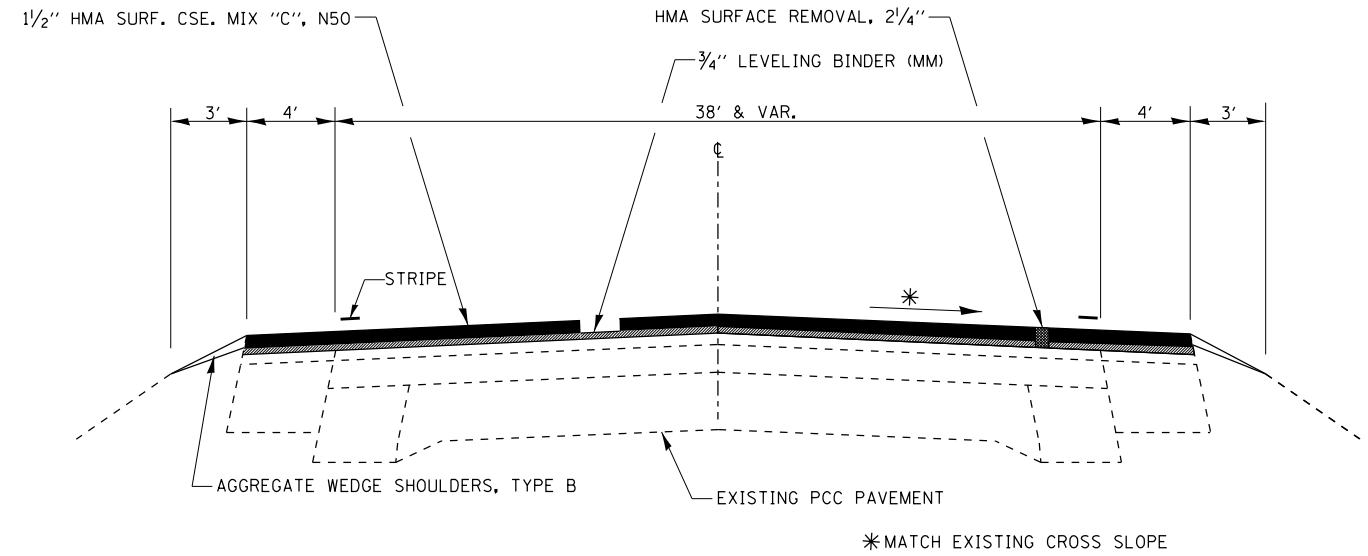


TYPICAL SECTION 1

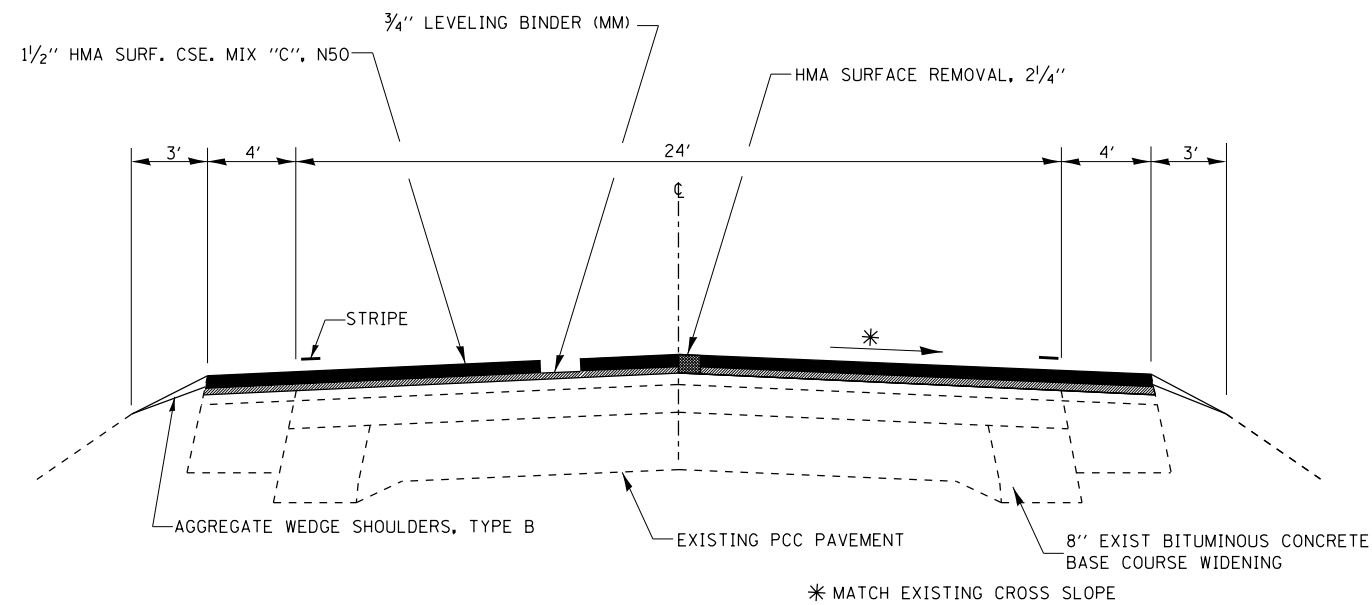
STA. 796+06 TO STA. 800+83

NOTE: 16" RUMBLE STRIP TO BE PLACE ON HMA SHOULDER PER HIGHWAY STANDARD 642001



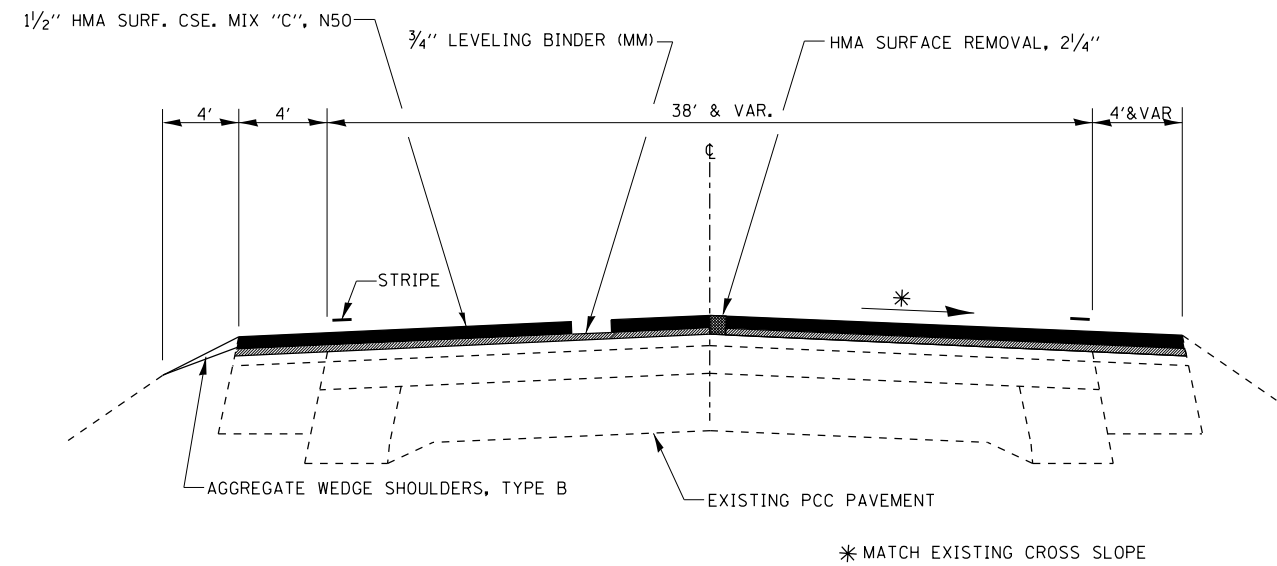
TYPICAL SECTION 3

STA. 1170+68 TO STA. 1179+49



TYPICAL SECTION 2

STA. 800+83 TO STA. 1170+68
STA. 1187+89 TO STA. 1420+00



TYPICAL SECTION 4

STA. 1179+49 TO STA. 1182+29
STA. 1184+82 TO STA. 1187+89

FILE NAME =	USER NAME = duncanbd	DESIGNED -	REVISED -
et:\pw\work\p\id\dot\duncanbd\0304146\0366\646\34-sht-typical.dgn		DRAWN -	REVISED -
	PLOT SCALE = 100.0000' / in.	CHECKED -	REVISED -
	PLOT DATE = 6/6/2014	DATE -	REVISED -

STATE OF ILLINOIS
DEPARTMENT OF TRANSPORTATION

TYPICAL SECTIONS

SCALE: SHEET OF SHEETS STA. TO STA.

F.A.P. RTE.	SECTION	COUNTY	TOTAL SHEETS	SHEET NO.
646	(103,104)RS-6	BUREAU	28	6
CONTRACT NO. 66C34				
ILLINOIS FED. AID PROJECT				