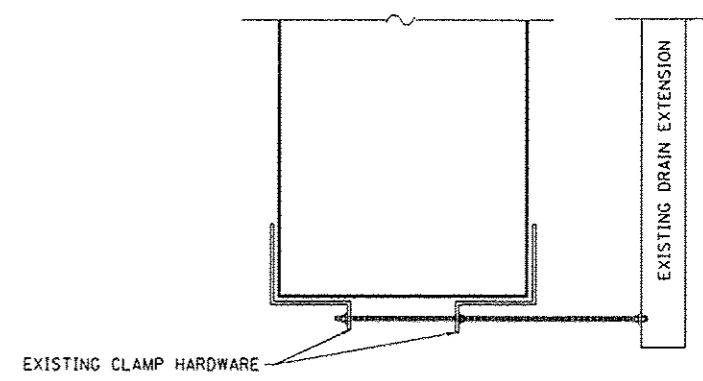
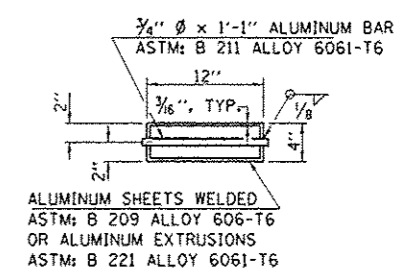
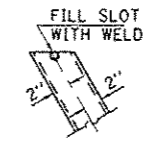


PLAN
 SOUTHBOUND PLAN SHOWN
 NORTHBOUND SIMILAR THRU 180 DEG. ROTATION ABOUT CENTERLINE OF FAI 57

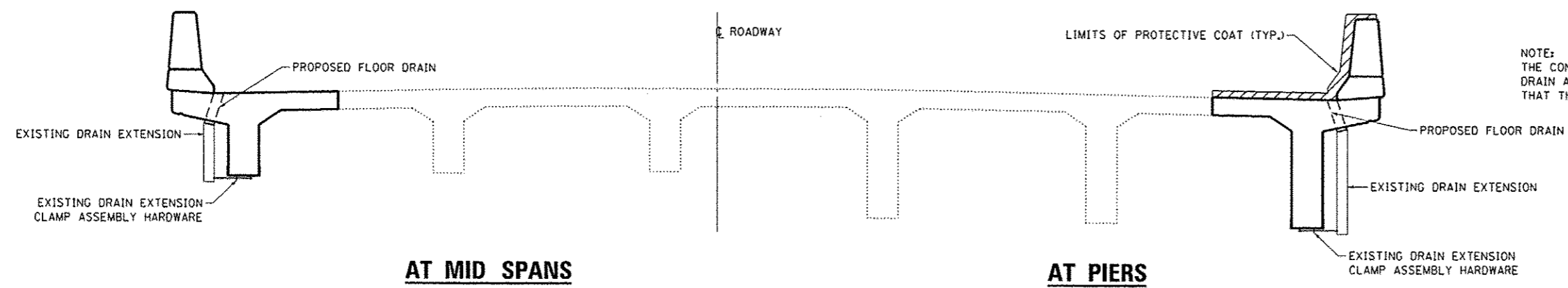


DRAIN EXTENSION DETAIL



FLOOR DRAIN

NOTE:
 THE CONTRACTOR SHALL VERIFY IN THE FIELD THE EXISTING DRAIN ANGLE PRIOR TO REMOVAL OF EXISTING DRAINS SO THAT THE EXISTING DRAIN EXTENSIONS MAY BE REINSTALLED.



AT MID SPANS

AT PIERS

CROSS SECTION

**TWO SUPERSTRUCTURES
 BILL OF MATERIALS**

Item	Unit	Total
FLOOR DRAIN	Foot	16
PROTECTIVE COAT	Sq. Yd.	377