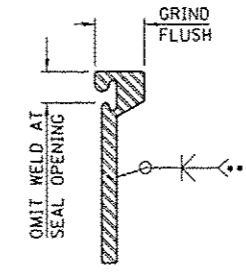
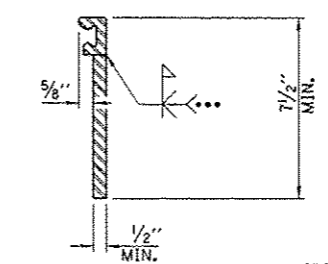
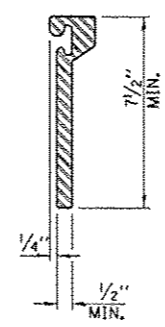
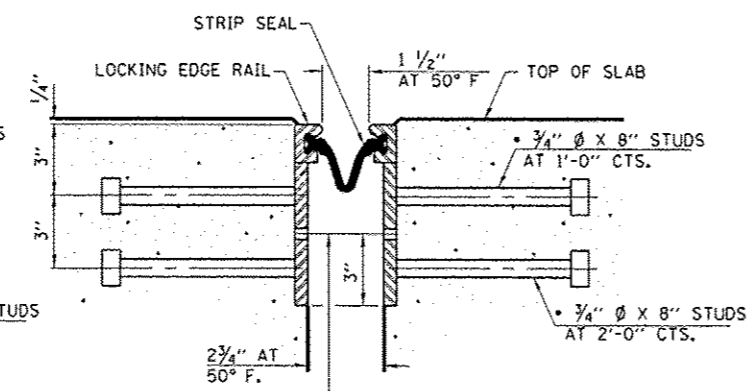
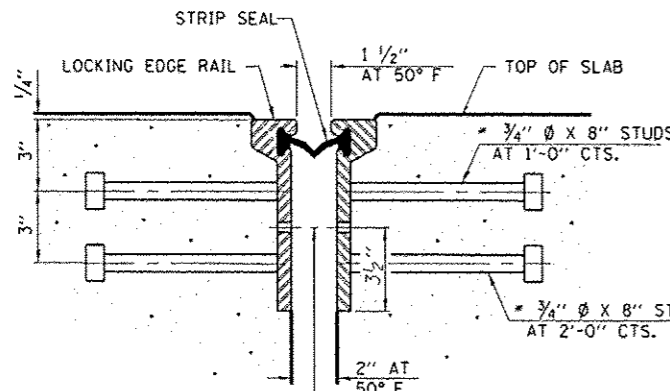


**NOTES:**  
 THE STRIP SEAL SHALL BE MADE CONTINUOUS AND SHALL HAVE A MINIMUM THICKNESS OF 1/4". THE CONFIGURATION OF THE STRIP SEAL SHALL MATCH THE CONFIGURATION OF THE LOCKING EDGE RAILS. OPEN OR "WEBBED" STRIP SEAL GLAND CONFIGURATIONS ARE NOT PERMITTED. THE GLAND SHALL BE SIZED FOR A MAXIMUM RATED MOVEMENT OF 4 INCHES.  
 THE LOCKING EDGE RAILS DEPICTED ARE CONCEPTUAL ONLY. EXCEPT FOR THE MINIMUM DIMENSIONS SHOWN, THE ACTUAL CONFIGURATION OF THE LOCKING EDGE RAILS AND MATCHING STRIP SEAL MAY VARY FROM MANUFACTURER TO MANUFACTURER. FLANGED EDGE RAILS WILL NOT BE ALLOWED. LOCKING EDGE RAILS MAY BE SPLICED AT SLOPE DISCONTINUITIES.  
 THE MANUFACTURER'S RECOMMENDED INSTALLATION METHODS SHALL BE FOLLOWED.  
 THE JOINT OPENING AND DECK DIMENSIONS DETAILED ON THE SUPERSTRUCTURE ARE BASED ON A ROLLED RAIL EXPANSION JOINT. IF THE CONTRACTOR ELECTS TO USE THE WELDED RAIL EXPANSION JOINT, THE OPENING AND DECK DIMENSIONS SHALL BE MODIFIED ACCORDING TO THE DIMENSIONS DETAILED ON THIS SHEET. REQUIRED MODIFICATIONS SHALL BE MADE AT NO ADDITIONAL COST TO THE STATE.  
 ALL STEEL COMPONENTS SHALL BE GALVANIZED AFTER FABRICATION ACCORDING TO ARTICLE 520.03 OF THE STANDARD SPECIFICATIONS. MAXIMUM SPACE BETWEEN RAIL SEGMENTS SHALL BE 3/16", SEALED WITH A SUITABLE SEALANT. JOINTS IN RAILS WITHIN 10 FT. OF CURBS SHALL BE WELDED.  
 PARAPET PLATES AND ANCHORAGE STUDS FOR SKEWS  $> 30^\circ$  INCLUDED IN THE COST OF PREFORMED JOINT STRIP SEAL.



... BACK GOUGE NOT REQUIRED IF COMPLETE JOINT PENETRATION IS VERIFIED BY MOCK-UP.

1/16" Ø HOLES AT 4'-0" CTS. FOR 3/8" Ø BOLTS. ALL BOLTS SHALL BE BURNED, SAWED, OR CHIPPED OFF FLUSH WITH THE PLATES AFTER FORMS ARE REMOVED, TYP.

1/16" Ø HOLES AT 4'-0" CTS. FOR 3/8" Ø BOLTS. ALL BOLTS SHALL BE BURNED, SAWED, OR CHIPPED OFF FLUSH WITH THE PLATES AFTER FORMS ARE REMOVED, TYP.

• GRANULAR OR SOLID FLUX FILLED HEADED STUDS CONFORMING TO ARTICLE 1006.32 OF THE STD. SPECS., AUTOMATICALLY END WELDED.

**LOCKING EDGE RAILS**

**BILL OF MATERIAL**

ITEM	UNIT	TOTAL
PREFORMED JOINT STRIP SEAL	FOOT	114

FILE NAME =	USER NAME = woodshankr1	DESIGNED - RON WOODSHANK	REVISED -
c:\p\work\p\edat\woodshankr1\09300312\	356074-sht-details.dgn	DRAWN - RON WOODSHANK	REVISED -
	PLOT SCALE = 100.00 1" = 10'	CHECKED - YOGESH PATEL	REVISED -
	PLOT DATE = 5/19/2014	DATE - 2/10/2014	REVISED -

STATE OF ILLINOIS  
DEPARTMENT OF TRANSPORTATION

PREFORMED JOINT STRIP SEAL  
STRUCTURE NO.027-0010

F.A.P. RTE.	SECTION	COUNTY	TOTAL SHEETS	SHEET NO.
697	(27-1H0-2)IR	FORD	27	23
			CONTRACT NO. 66074	
ILLINOIS FED. AID PROJECT				

SCALE: \_\_\_\_\_ SHEET NO. 9 OF 13 SHEETS STA. \_\_\_\_\_ TO STA. \_\_\_\_\_