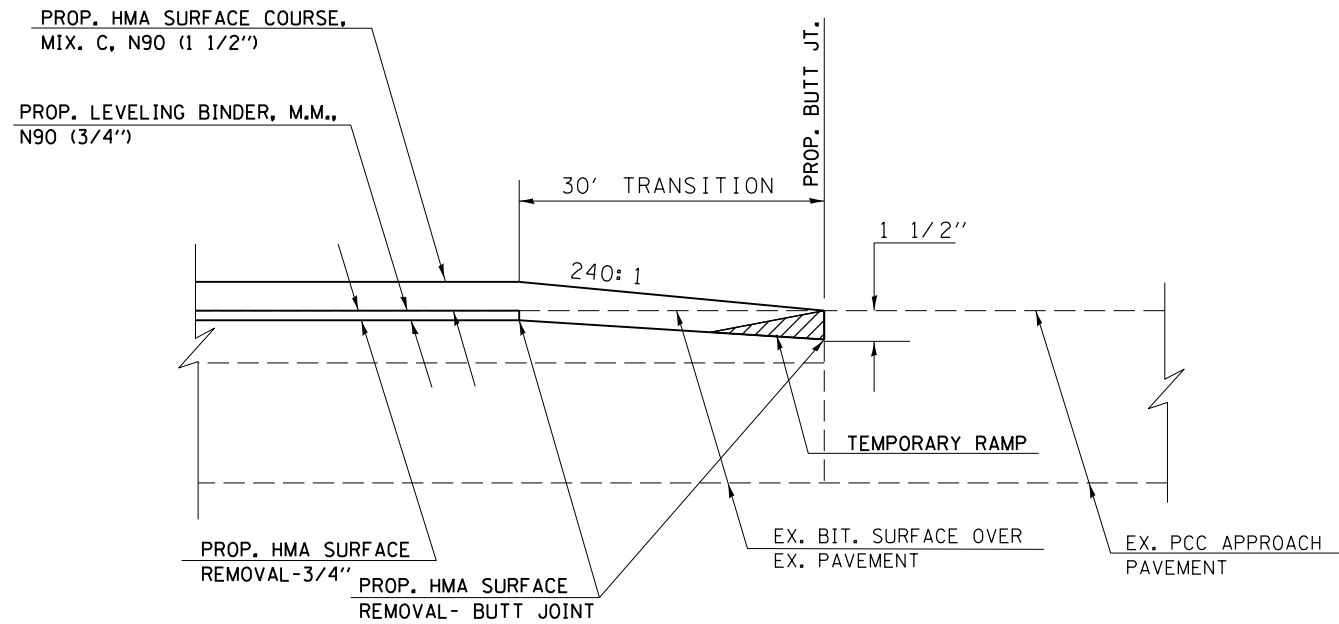


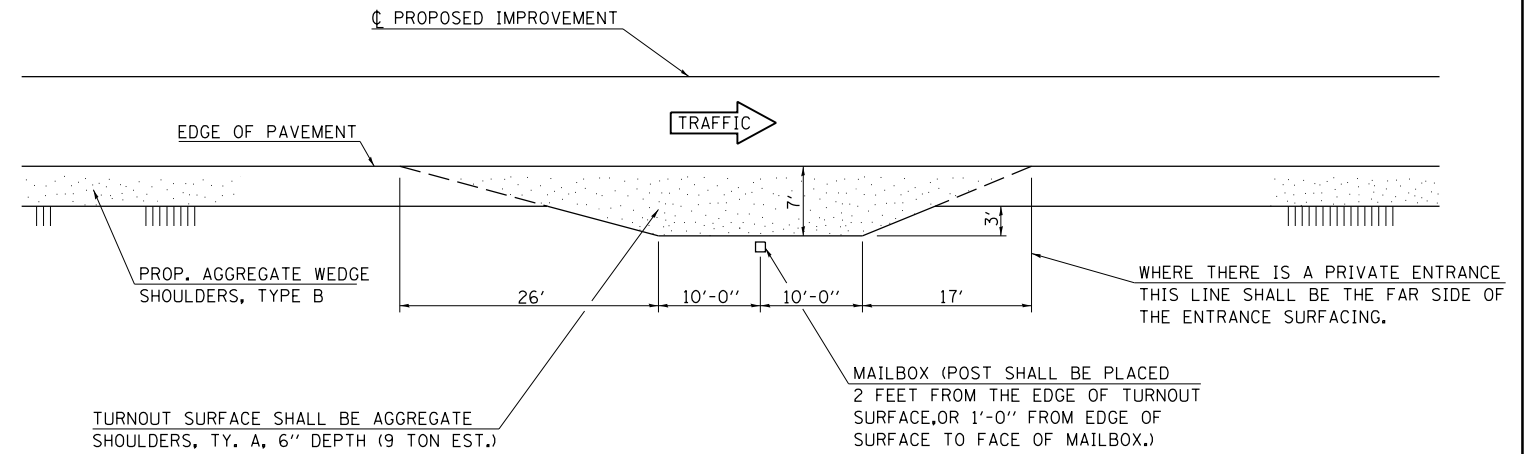
DETAIL FOR
BUTT JOINTS AT STRUCTURES



TO BE USED:

SN 044-0011: STA. 1205+31.98 & STA. 1210+76.22
SN 044-0012: STA. 1443+50 & STA. 1494+24.44

MAILBOX TURNOUT



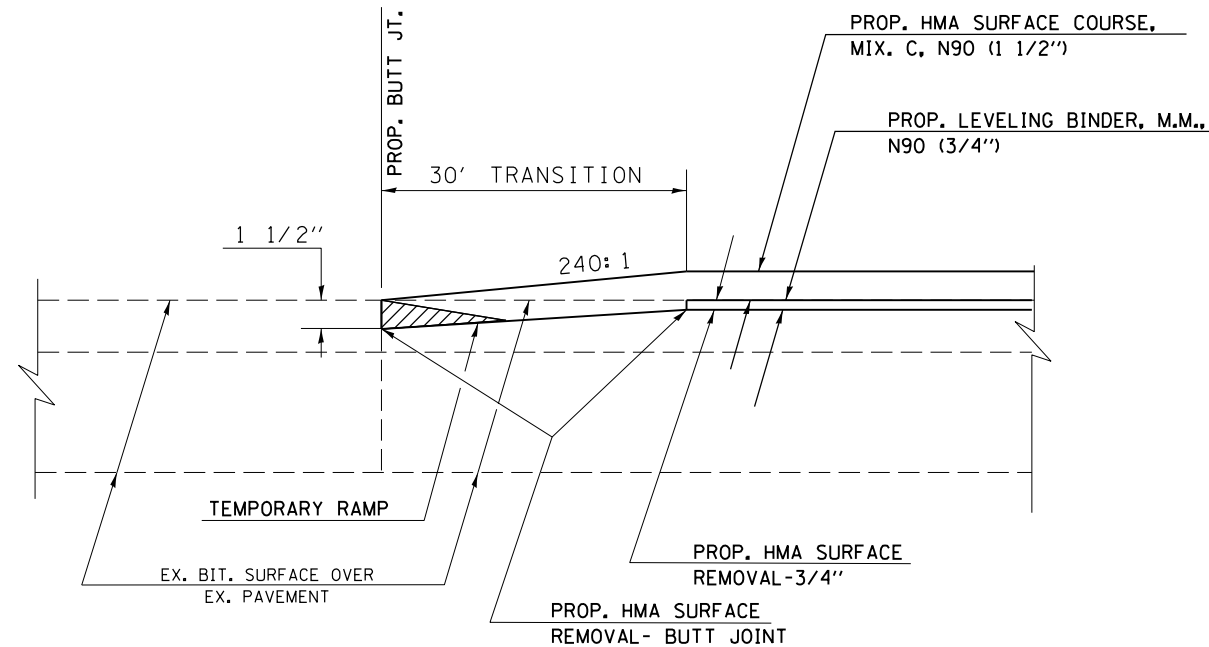
NOTE:

WHERE THERE IS MORE THAN ONE MAILBOX IN A GROUP, THE 10 FOOT DIM. SHALL BE MEASURED FROM THE FIRST AND LAST MAILBOX.

REVISIONS	
REDRAWN	2-15-89
REVISED	01-10-02
REVISED	3-26-08
REVISED	

STD. 9-15

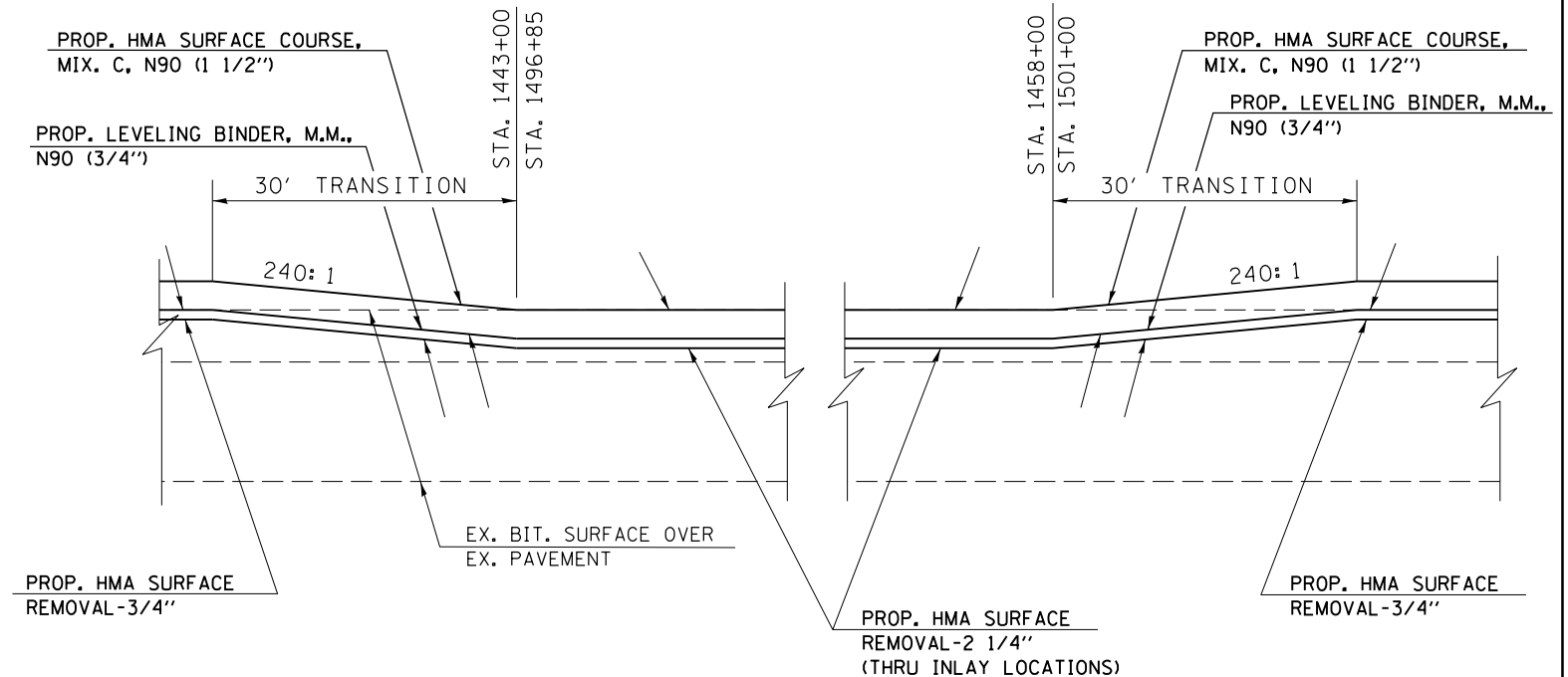
DETAIL FOR
BUTT JOINTS AT BEGINNING AND END
OF PROJECT



TO BE USED:

STA. 1184+00
STA. 1668+63.58

DETAIL FOR
INLAY OF SURFACE AND BINDER



TO BE USED:

STA. 1441+48 TO STA. 1458+00 (THRU CYPRESS)
STA. 1496+85 TO STA. 1501+00 (NEAR MASONIC CEM.)

FILE NAME =	USER NAME = mccordkr	DESIGNED -	REVISED -
ei:\pw\work\p\idot\mccordkr\ad0352559\78381-sh1-pln.dgn		DRAWN -	REVISED -
Default	PLOT SCALE = 200.0000' / in.	CHECKED -	REVISED -
	PLOT DATE = 6/5/2014	DATE -	REVISED -

STATE OF ILLINOIS
DEPARTMENT OF TRANSPORTATION

DETAILS - BUTT JOINTS, INLAY TRANSITION
AND MAILBOX TURNOUT

SCALE: _____ SHEET _____ OF _____ SHEETS STA. _____ TO STA. _____

F.A.P. RTE.	SECTION	COUNTY	TOTAL SHEETS	SHEET NO.
726	(114,115,116)RS-4	JOHNSON	26	23
				CONTRACT NO. 78381
ILLINOIS FED. AID PROJECT				